


Parts Catalog

EDITION 200.1

Aladdin

CLEANING SYSTEMS



All Prices Subject to
Change Without Notice.
26-700000 Rev. 200.1

#EXPERIENCECONFIDENCE

Invented, Engineered & Built With Pride in the USA 

Why AaLadin?




CLEANING SYSTEMS



AaLadin Cleaning Systems is built on a foundation of two things, **PARTNERSHIPS & INNOVATION.**

So what does this mean to you?

Partnerships:

-  **We take YOUR challenges seriously...**
Partnerships with our customers result in us treating your financial, environmental, safety and security issues like they are our own. Then we design pressure washers that address them.
-  **Proven solutions for YOU...**
Customer partnerships have provided the information for us to create exclusive features that will make a very specific difference to you and your business. We have forged relationships with people from so many industries that we can match a feature set to just about anyone.
-  **The support YOU expect and deserve...**
AaLadin has identified and partnered with the best distributors in the industry to provide you with both the individualized information you need to select the right equipment and world class service once you have purchased.

Innovation:

-  **Listening to customers like YOU...**
We have been listening to our distributors and customers for 35 years and addressing their needs and concerns by innovating pressure washer features that satisfy them.
-  **Features YOU won't find anywhere else...**
We offer features no other manufacturer can. Ask your distributor about features like: swivel wheels, flat free tires, clutch drive systems and high efficiency technology. They will show you just how these features will make a difference to you!



Your *Team AaLadin* ELITE DISTRIBUTOR

AUTHORIZED

As you can see, AaLadin is all about partnerships - partnerships with our distributors as well as partnerships with our customers. We understand that your utmost satisfaction is what will keep AaLadin strong for the future. A big part of that level of satisfaction is the relationship forged between you and your AaLadin distributor. That's why we take such great care in teaming up with the best distributors in the industry. When you purchase an AaLadin product, you become part of Team AaLadin and can expect the best in service and support. Your distributor is ALWAYS ready to help in any way needed. Join Team AaLadin today.



Knowledge YOU can count on...

AaLadin distributors are a wealth of knowledge you can draw on to not only make wise purchase decisions, but to also gain tips about everything pressure washing! You can bank on the fact that at one time or another they have helped customers through just about any cleaning scenario possible and can give you advice on how to go about those tasks.

The service and support YOU deserve...

AaLadin distributors are in the business of partnering with customers for life. They do that by making sure all of your cleaning needs are met for the long haul. 5, 10, 20, 30 years and beyond you can expect prompt and professional support.

Put *AaLadin* to the test!

We have no doubt our equipment, accessories and parts can offer you VALUE way beyond any other manufacturer. We want you to be just as convinced. Let your distributor partner with you, discuss your needs & find the AaLadin pressure washer & accessories that will save you time & money starting now. We look forward to working with you and having you be part of the AaLadin family!

Contents:

● Standard Equipment Line	4	● Manifolds/Tanks	93
● Eco-Green Equipment Line	16	● Coils/Weld Assemblies	94
● Pressure Washing Accessories	23	● Kits/Assemblies	96
● Wash Bay Accessories	31	● Point Of Purchase	98
● Couplers/Fittings/Clamps	33	● Insulation	99
● Nuts/Bolts/Screws	42	● Waste Oil Heater Parts	100
● Electrical Components	45	● Parts Washer Parts	101
● Control Devices	50	● Trailer Components	103
● Valves/Screens/Unloaders	52	● Service Items/Bulk Items	103
● Trigger Guns/Lances/Nozzles	55	● Decals	104
● Belts/Pulleys/Bearings	58	● Literature Form	106
● Pumps/Pump Parts	61	● Shipping Boxes & Bags	107
● Motors/Engines/Components	84	● Detergents	107
● Burners/Motors/Components	87	● Accessory Parts	108
● Hoses	90	● Reference Materials	113
● Wheels/Components	92	● Index	117

Policy & Information

Back Orders:

Items back ordered on the original order will be shipped as soon as available. The customer can opt to have the backordered item shipped upon receipt or held to be shipped with a future order. Items not shipped within 30 days of the original order may be cancelled unless other arrangements have been made.

Pricing Policy:

Discounts are based upon prior years' purchases. All prices are subject to change without notice.

Returned Goods Policy:

All merchandise being returned must be accompanied with a Returned Merchandise Authorization (RMA) number. Contact the service department for a number before returning any merchandise. Merchandise being returned is subject to a 10% restocking charge. All merchandise being returned must be freight paid. Warranty returns must be accompanied with a warranty claim form. All warranty consideration is determined by the manufacturer of the part.

Freight Policy:

All shipments are made via UPS unless another carrier is requested. UPS freight charges are pre-paid & added to the invoice. Oversized items (by UPS standards) will incur additional freight charges.

Shipping Policy:

All stock orders placed after 12pm CST will be shipped the next business day. Air orders will be shipped same day if received by 2:30pm CST.

Please note: All prices are subject to change without notice.



12 SERIES

Hot Water Pressure Washers - Portable

Our 12-Series models are economically priced and loaded with features!

ED Model Features

- Direct Drive Pump
- Industrial High Efficiency Electric Motor
- High Limit Temp. Control
- Heavy Duty Electro Plated Fittings
- Welded Heavy Duty 1 1/4" OD Steel Frame
- Built-in Hose Reel Socket
- Powder Coated Automotive Quality Finish
- Pneumatic Tires on Dish Wheels
- Powder Coated Steel Wrapper
- Extremely Efficient Heat Chamber Design
- 3/8" x 40' High Pressure Hose
- Four Wheel Design
- Exclusive Chamber Insulation System
- ASTM A53 Schedule 80 Steel Heating Coil
- Corrosion Proof Polyethylene Fuel Tank
- Quick Coil Access
- High Efficiency Beckett Burner
- Fuel Oil Solenoid
- In-line Fuel Filter
- Trigger Gun Control
- 36" Insulated Wand
- Flood Nozzle w/Fixed 15° Spray Tip *

- GFCI Protection w/10' Electrical Cord
- Tri-Lingual Decals

ES Model Features

- ALL THE FEATURES OF THE ED MODEL PLUS:
- Belt Driven Pump
 - Exclusive High Strength Nylon Manifold
 - Quick Couple Manifold Plumbing Connections
 - Polyethylene Fuel Tank w/Chemical Metering
 - 0° & 15° Quick Couple Nozzles

EL Model Features

- ALL THE FEATURES OF THE ED & ES MODEL PLUS:
- Stainless Steel Belt Guard
 - Stainless Steel Electrical Control Panel
 - Stainless Steel Wrapper
 - Water Separating Fuel Filter
 - 3/8" x 50' High Pressure Hose
 - Fuel Oil Solenoid
 - GFCI Protection w/36' Electrical cord
 - In-line Fuel Shutoff
 - Accessory Package



Optional Equipment

- K01-6002-1 Accessory Package for 12 Series - Hose Hanger, Cord Hanger (included with the EL Series)
- Two Wheel Brake Assembly



Model	Type	GENERAL				ELECTRICAL			BURNER SYSTEM		DIMENSIONS/WEIGHT			
		GPM	PSI	HP	Drive	Volt	AMP	Ph.	BTU	Stack Size	L	W	H	LBS.
12-203	ED	2.2	300 Steam	.75	Direct	115	20	1	179,000	7"	31.5"	24.5"	39"	290
12-212	ED	2	1200	2	Direct	115	20	1	179,000	7"	31.5"	29"	39"	380
12-320	ED	3	2000	4	Direct	230	20	1	274,000	7"	31.5"	24.5"	39"	320
12-303	ED	2.2	3000	.75	Direct	115	15	1	383,000	8"	37.5"	29"	44.5"	380
12-210C	ED	2.2	1000	1.5	Direct	115	20	1	383,000	7"	37.5"	29"	44.5"	415
12-216	ES-EL	2	1600	2.3	Belt	115	20	1	179,000	7"	31.5"	24.5"	39"	310
12-310	ES-EL	3	1000	2.3	Belt	115	20	1	274,000	7"	31.5"	24.5"	39"	310
12-325	ES-EL	3	2500	5	Belt	230	20	1	274,000	7"	31.5"	24.5"	39"	325
12-423	ES-EL	4	2300	6	Belt	230	30	1	366,000	8"	37.5"	29"	44.5"	465
12-430	ES-EL	4	3000	8	Belt	230	40	1	366,000	8"	37.5"	29"	44.5"	485

13 SERIES

Hot Water Pressure Washers - Portable

Highly maneuverable for your safety and convenience, the **13-Series** electric driven, oil fired pressure washer will accommodate your needs. The **13-Series** is capable of quickly and efficiently cleaning your home or commercial facilities and equipment, leaving you more time for everything else in your life.



SS Model Features

- Well Balanced for Easy Maneuverability
- Powder Coated Automotive Quality Finish
- Four Wheels w/360° Swivel Front Wheels
- Flat Free Tires with Mag Style Wheels
- Solid Micro-Cellular Polyurethane Wheels
- Rear Wheel Locking Brake System
- Welded Heavy Duty 1 1/4" OD Steel Frame
- Built-In Hose Reel Socket
- Heavy Duty Electrical Cord & Hose Storage
- Built In Gun Cup
- Industrial Strength Electric Motors
- Belt Driven Tri-Plunger Ceramic Piston Pump
- Stainless Steel Belt Guard
- Heavy Duty Electro Plated Fittings
- Exclusive High Strength Plastic Manifold
- Quick Couple Plumbing Connections
- Stainless Steel Electrical Control Panel
- Heavy Duty Rotary Power Switch
- Panel Mount Adjustable Temp. Control
- High Limit Temperature Control
- Highly Efficient Vertical Combustion Chamber
- Stainless Steel Heat Chamber Wrapper
- Heating Coil: ASTM A53 Schedule 80 Pipe
- Exclusive Heat Chamber Insulation System
- Quick Coil Access
- High Efficiency Beckett Burners
- Fuel Oil Solenoid
- Water Separating Fuel Filter
- Corrosion Proof Polyethylene Fuel Tank
- In-Line Fuel Shutoff
- Trigger Gun Control w/ 36" Insulated Wand
- 0°, 15°, 25°, & 40° Quick Coupled Nozzles
- 3/8" x 50' High Pressure Hose w/Safety Hose Guards
- GFCI Protection w/36" Electrical Cords (14-430 & 14-525)

SS Model Features Cont.

- Units Come Standard w/36' Electrical Cords
- Flexible Vinyl Poly Coated Tri-Lingual Decals
- ETL and CETL Listed to UL Std.1776 & CSA Std. B140.11

SC Model Features

- ALL THE FEATURES OF THE SS MODEL PLUS:
- Clutch Drive System



GENERAL						ELECTRICAL			BURNER SYSTEM		DIMENSIONS/WEIGHT			
Model	Type	GPM	PSI	HP	Drive	Volt	AMP	Ph.	BTU	Stack Size	L	W	H	LBS.
13-216	SS-SC	2	1600	2.3	Belt	115	20	1	175,000	7"	31.5"	24.5"	39.5"	340
13-310	SS-SC	3	1000	2.3	Belt	115	20	1	269,000	7"	31.5"	24.5"	39.5"	340
13-325	SS-SC	3	2500	5	Belt	230	20	1	269,000	7"	31.5"	24.5"	39.5"	370

14 SERIES

Hot Water Pressure Washers - Portable

The **14-Series** is the absolute best product you can buy for cleaning everything from trucks and tractors to dozers. It will allow for the least amount of time and labor required to perform even the biggest and dirtiest pressure washing jobs.



SS Model Features

- Well Balanced for Easy Maneuverability
- Powder Coated Automotive Quality Finish
- Four Wheels w/360° Swivel Front Wheels
- Flat Free Tires with Mag Style Wheels
- Solid Micro-Cellular Polyurethane Wheels
- Rear Wheel Locking Brake System
- Welded Heavy Duty 1 1/4" OD Steel Frame
- Built-In Hose Reel Socket
- Heavy Duty Electrical Cord & Hose Storage
- Built In Gun Cup
- Industrial Strength Electric Motors
- Belt Driven Tri-Plunger Ceramic Piston Pump
- Stainless Steel Belt Guard
- Heavy Duty Electro Plated Fittings
- Exclusive High Strength Plastic Manifold
- Quick Couple Plumbing Connections
- Stainless Steel Electrical Control Panel
- Heavy Duty Rotary Power Switch
- Panel Mount Adjustable Temp. Control
- High Limit Temperature Control
- Highly Efficient Vertical Combustion Chamber
- Stainless Steel Heat Chamber Wrapper
- Heating Coil: ASTM A53 Schedule 80 Pipe
- Exclusive Heat Chamber Insulation System
- Quick Coil Access
- High Efficiency Beckett Burners
- Fuel Oil Solenoid
- Water Separating Fuel Filter
- Corrosion Proof Polyethylene Fuel Tank
- In-Line Fuel Shutoff
- Trigger Gun Control w/ 36" Insulated Wand
- 0°, 15°, 25°, & 40° Quick Coupled Nozzles
- 3/8" x 50' High Pressure Hose w/Safety Hose Guards
- GFCI Protection w/36" Electrical Cords (14-430 & 14-525 w/10' Electrical Cords)

SS Model Features Cont.

- Units Come Standard w/36' Electrical Cords (14-430/14-525 10' Electrical Cords)
- Flexible Vinyl Poly Coated Tri-Lingual Decals
- ETL and CETL Listed (Except 40 & 50 Amp Single Phase Models in Standard Form)

SC Model Features

- ALL THE FEATURES OF THE SS MODEL PLUS:
- Clutch Drive System

Optional Equipment

- Factory installed GFCI Protection w/36' Cord on 14-430/14-525



GENERAL						ELECTRICAL			BURNER SYSTEM		DIMENSIONS/WEIGHT			
Model	Type	GPM	PSI	HP	Drive	Volt	AMP	Ph.	BTU	Stack Size	L	W	H	LBS.
14-310C	SS	3	1000	2.3	Belt	115	20	1	479,000	8"	37.5"	29"	44.5"	540
14-320C	SS	3	2000	4	Belt	230	20	1	479,000	8"	37.5"	29"	44.5"	560
14-416	SS-SC	4	1600	4	Belt	230	20	1	384,000	8"	37.5"	29"	44.5"	455
14-423	SS-SL-SC	4	2300	6/7.5	Belt	230/440	30/20/15	1/3	384,000	8"	37.5"	29"	44.5"	535
14-430	SS-SL-SC	4	3000	8/7.5	Belt	230/440	40/30/20	1/3	384,000	8"	37.5"	29"	44.5"	545
14-525	SS-SL-SC	5	2500	8/7.5	Belt	230/440	40/30/20	1/3	384,000	8"	37.5"	29"	44.5"	605
14-530	SS-SL-SC	5	3000	10	Belt	230	50	1	384,000	8"	37.5"	29"	44.5"	655

16 SERIES

Hot Water Pressure Washers - Stationary

Do you dislike having to haul the fuel can and moving the pressure washer outside every time you need to wash? The AaLadin 16-Series Stationary Pressure Washer is just the answer.

Available in Liquid Propane or Natural Gas this is a perfect entry level Stationary Pressure Washer to handle your washing needs. Don't let this one fool you, while not having all the features offered on the cabinet designs the 16-Series has the cleaning power of comparable models.

ES Model Features

- 115V 1 Phase (16-310ES)
- 230V 1 Phase (16-325ES/16-423ES/16-525ES/16-430ES/16-525ES)
- Heavy Duty Tubular Steel Frame
- Automotive Quality Powdercoat Finish
- Powdercoated Combustion Chamber Wrapper
- Ground Spacing legs w/Foot Pads
- Fuel Efficient Combustion Chamber
- Electronic Ignition
- Quick Coil Access
- Exclusive Chamber Insulation System
- Coil Constructed of ASTM A53 Schedule 80 Steel Pipe
- Heavy Duty Electro Plated Fittings
- High Limit Temp. Control
- Pressure Valve Relief
- Belt Driven Pump
- Industrial Strength Electric Motors
- Insulated Wand
- 4000 PSI Trigger Gun Control
- 0°, 15°, 25°, 40° Quick Couple Nozzles
- 3/8" x 50' Hose w/Safety Hose Guards
- Wire Braid Discharge Hose
- Low Water Shut-Off Protection
- Watertight Electrical Panel
- Draft Diverter



SS Model Features

ALL THE FEATURES OF THE ES MODEL PLUS:

- 230V 1 Phase
- Stainless Steel Combustion Chamber Wrapper
- Adjustable Temp. Control
- Corrosion Proof Polyethylene Float Tank w/ Chemical Metering
- High Pressure Soap

- Calibrated Detergent Mixing Valve
- ETL Listed

SL Model Features

ALL THE FEATURES OF THE SS MODEL PLUS:

- Time Delay Shutdown
- Hour Meter
- 0°, 15°, 25° & 40° Quick Coupled Nozzles

Optional Equipment

- Factory installed Clutch for SL Series
- K16-0001 Four Wheel Kit
- K16-0002 Propane Bracket
- Soap Solenoid
- 3PH FOR SS-SL-SC Models
- Leg Assembly



GENERAL						ELECTRICAL			BURNER SYSTEM		DIMENSIONS/WEIGHT			
Model	Type	GPM	PSI	HP	Drive	Volt	AMP	Ph.	BTU LP/NG	Stack Size	L	W	H	LBS.
16-310	ES-SC	3	1000	2.3	Belt	115	20	1	256,000/320,000	8"	42"	28"	42"	430
16-325	ES-SS-SC	3	2500	5	Belt	230	20	1	256,000/320,000	8"	42"	28"	42"	445
16-423	ES-SS-SL-SC	4	2300	6	Belt	230/440	20/30/15	1/3	332,000/415,000	10"	42"	28"	42"	630
16-430	ES-SS-SL-SC	4	3000	8/7.5	Belt	230/440	40/25/15	1/3	332,000/415,000	10"	42"	28"	42"	650
16-525	ES-SS-SL-SC	5	2500	8/7.5	Belt	230/440	40/25/15	1/3	352,000/440,000	10"	42"	28"	42"	670
16-530	SS-SL-SC	5	3000	10	Belt	230	50	1	352,000/440,000	10"	42"	28"	42"	720

17 SERIES

Hot Water Pressure Washers - Stationary

The 17-Series is a stationary cabinet designed pressure washer similar in features to the 16-Series. Available as a gas fired unit, the 17-Series has a small footprint to save space

and still pack a punch!

SL Model Features

- 230V 1 Phase)
- Heavy Duty Modular Formed Steel Frame
- Easy Access Pump Module Hood
- Automotive Quality Powdercoat Finish
- Stainless Steel Combustion Chamber Wrapper
- Ground Spacing leggs
- Fuel Efficient Combustion Chamber
- Quick Coil Access
- Exclusive Chamber Insulation System
- Coil Constructed of ASTM A53 Schedule 80 Steel Pipe
- Heavy Duty Electro Plated Fittings
- Adjustable Temp. Control
- Pressure Relief Valve
- Belt Driven Pump
- Industrial Strength Electric Motors
- Insulated Wand w/4000 PSI Trigger Gun
- Trigger Gun Control
- 0°, 15°, 25°, 40° Quick Couple Nozzles
- 3/8" x 50' High Pressure Hose w/Safety Hose Guards
- Wire Braid Discharge Hose
- Corrosion Proof Polyethylene Float Tank w/ Chemical Metering
- High Pressure Soap
- Low Water Shut-Off Protection
- Watertight Electrical Panel
- Draft Diverter
- ETL Listed
- Time Delay Shutdown
- Hour Meter
- 25° & 40° Quick Couple Nozzles



Optional Equipment

- 2-Way Remote (Limit one remote) (Only available on SL models)
- 2-Way Remote w/Soap Solenoid (Limit one remote) (Only available on SL models)
- Soap Solenoid
- Factory Installed Clutch for SL Series
- Automatic Fresh Water Shutoff

GENERAL						ELECTRICAL			BURNER SYSTEM		DIMENSIONS/WEIGHT			
Model	Type	GPM	PSI	HP	Drive	Volt	AMP	Ph.	BTU LP/NG	Stack Size	L	W	H	LBS.
17-416	SS-SL-SC	4	1600	4	Belt	230	20	1	332,000/415,000	10"	45"	26"	47"	620
17-423	SS-SL-SC	4	2300	6	Belt	230/440	30/20/15	1/3	332,000/415,000	10"	45"	26"	47"	650
17-430	SS-SL-SC	4	3000	8/7.5	Belt	230/440	40/25/15	1/3	332,000/415,000	10"	45"	26"	47"	670
17-525	SS-SL-SC	5	2500	8/7.5	Belt	230	40	1/3	352,000/440,000	10"	45"	26"	47"	720
17-530	SS-SL-SC	5	3000	10	Belt	230	50	1	352,000/440,000	10"	45"	26"	47"	740



3000 SERIES

Hot Water Pressure Washers - Stationary

Dependable day in day out, capable of long continuous hours, multiple locations, and cleaning power, the **3000-Series** is just the pressure washer for you. This cabinet designed stationary pressure washer is available in oil fired, LP and NG.



Optional Equipment

- Steam Combination (Not ETL Listed)
- Two Gun Operation
- Single Remote Option
- Multi Remote (Includes first remote control & wiring for additional remote boxes)
- Additional Multi-Remotes
- Oil Option w/Tank (Not ETL Listed)
- Oil Option w/o Tank (Not ETL Listed)
- Clutch Option (Not Available on 3303)
- Automatic Fresh Water Shutoff

Features

- ETL Listed
- Heavy Duty Tubular Steel Frame
- Heavy Duty Legs
- Automotive Quality Powdercoat Finish
- Stainless Steel Compartment Covers
- Stainless Steel Combustion Chamber
- Coil Constructed of ASTM A53 Schedule 80 Steel Pipe
- Fuel Efficient Combustion Chamber
- Adjustable Temp. Control
- High-Limit Temp. Control
- Watertight Ignition Transformer (Oil Fired)
- Pressure Relief Valve
- Belt Driven Pump
- Trigger Gun Control
- Stainless Steel Float Tank
- Low Water Shut-Off Protection
- Wire Braid Discharge Hose
- Quick Couple Stainless Steel Nozzles
- Automatic Shutdown Timer
- Watertight Electrical Panel
- Diagnostic Control Monitoring Lights
- Calibrated Detergent Mixing Valve
- Fuel/Water Separator (Oil Fired)
- Electronic Ignition
- Hour Meter
- Soap Solenoid
- Cad Cell Flame Sensor (Oil Fired Units)
- Draft Diverter

Model	GENERAL				ELECTRICAL			BURNER SYSTEM		DIMENSIONS/WEIGHT			
	GPM	PSI	HP	Drive	Volt	AMP	Ph.	BTU Oil/Gas	Stack Size	L	W	H	LBS.
3303	3	300	.75	Belt	115	10	1	420,000/440,000	8"/10"	56"	24"	55"	730
3416	4	1600	4	Belt	230	20/15	1/3	350,000/400,000	8"/10"	56"	24"	55"	728
3423	4	2300	6	Belt	230	20/15	1/3	350,000/400,000	8"/10"	56"	24"	55"	776
3430	4	3000	8/7.5	Belt	230	30/25	1/3	350,000/400,000	8"/10"	56"	24"	55"	794
3518	5	1800	6	Belt	230	30/25	1/3	420,000/440,000	8"/10"	56"	24"	55"	824
3523	5	2300	8/7.5	Belt	230	30/25	1/3	420,000/440,000	8"/10"	56"	24"	55"	848
3530	5	3000	10	Belt	230	30	3	420,000/440,000	8"/10"	56"	24"	55"	848

5000 SERIES

Hot Water Pressure Washers - Stationary

The **5000-Series** stationary pressure washer is capable of having multiple remote controls stations allowing for numerous washing locations within your facility while having the machine located in one convenient location.



Optional Equipment

- Steam Combination (Not ETL Listed)
- Two Gun Operation
- Single Remote Option
- Multi Remote (Includes first remote control & wiring for additional remote boxes)
- Additional Multi-Remotes
- Oil Option w/Tank (Not ETL Listed)
- Oil Option w/o Tank (Not ETL Listed)
- Automatic Fresh Water Shutoff
- Clutch Option (Available on 5630)

Features

- ETL Listed
- Heavy Duty Tubular Steel Frame
- Heavy Duty Legs
- Automotive Quality Powdercoat Finish
- Stainless Steel Compartment Covers
- Stainless Steel Combustion Chamber
- Coil Constructed of ASTM A53 Schedule 80 Steel Pipe
- Fuel Efficient Combustion Chamber
- Adjustable Temp. Control
- High-Limit Temp. Control
- Watertight Ignition Transformer (Oil Fired)
- Pressure Relief Valve
- Belt Driven Pump
- Trigger Gun Control
- Stainless Steel Float Tank
- Low Water Shut-Off Protection
- Wire Braid Discharge Hose
- Quick Couple Stainless Steel Nozzles
- Automatic Shutdown Timer
- Watertight Electrical Panel
- Diagnostic Control Monitoring Lights
- Calibrated Detergent Mixing Valve
- Fuel/Water Separator (Oil Fired)
- Electronic Ignition
- Hour Meter
- Soap Solenoid
- Cad Cell Flame Sensor (Oil Fired Units)
- Draft Diverter

Model	GENERAL				ELECTRICAL			BURNER SYSTEM		DIMENSIONS/WEIGHT			
	GPM	PSI	HP	Drive	Volt	AMP	Ph.	BTU Oil/Gas	Stack Size	L	W	H	LBS.
5403	4	300	2	Belt	115	15	1	726,000/770,000	10"/12"	64"	28"	58"	1030
5518	5	1800	6	Belt	230	30/20	1/3	487,000/545,000	10"/12"	64"	28"	58"	1005
5523	5	2300	8/7.5	Belt	230	30/25	1/3	487,000/545,000	10"/12"	64"	28"	58"	1060
5530	5	3000	10	Belt	230	30	3	487,000/545,000	10"/12"	64"	28"	58"	1070
5615	6	1500	6	Belt	230	30/20	1/3	585,000/670,000	10"/12"	64"	28"	58"	1060
5622	6	2200	10	Belt	230	30	3	585,000/670,000	10"/12"	64"	28"	58"	1050
5630	6	3000	15	Belt	230	35	3	585,000/670,000	10"/12"	64"	28"	58"	1000

6000 SERIES

Hot Water Pressure Washers - Stationary

The 6000-Series is an extreme high volume model of AaLadin standard stationary pressure washers. Versions are available in volumes of 6.7 to 12

GPM and pressures of 500 to 2,500 PSI. This product is the gold standard for large in-plant and service shop operations.

Features

- ETL Listed
- Heavy Duty Tubular Steel Frame
- Heavy Duty Legs
- Automotive Quality Powdercoat Finish
- Stainless Steel Compartment Covers
- Stainless Steel Combustion Chamber
- Coil Constructed of ASTM A53 Schedule 80 Steel Pipe
- Fuel Efficient Combustion Chamber
- Adjustable Temp. Control
- High-Limit Temp. Control
- Watertight Ignition Transformer (Oil Fired)
- Pressure Relief Valve
- Belt Driven Pump
- Trigger Gun Control
- Stainless Steel Float Tank
- Low Water Shut-Off Protection
- Wire Braid Discharge Hose
- Quick Couple Stainless Steel Nozzles
- Automatic Shutdown Timer
- Watertight Electrical Panel
- Diagnostic Control Monitoring Lights
- Calibrated Detergent Mixing Valve
- Fuel/Water Separator (Oil Fired)
- Electronic Ignition
- Hour Meter
- Soap Solenoid
- Cad Cell Flame Sensor (Oil Fired Units)
- Draft Diverter



Optional Equipment

- Steam Combination (Not ETL Listed)
- Multi Gun Operation
- Single Remote Option
- Multi Remote (Includes first remote control & wiring for additional remote boxes)
- Additional Multi-Remotes
- Oil Option w/Tank (Not ETL Listed)
- Oil Option w/o Tank (Not ETL Listed)
- Automatic Fresh Water Shutoff
- Clutch Option (Not Available on 6065)



Model	GENERAL				ELECTRICAL			BURNER SYSTEM		DIMENSIONS/WEIGHT			
	GPM	PSI	HP	Drive	Volt	AMP	Ph.	BTU Oil/Gas	Stack Size	L	W	H	LBS.
6065	6.7	500	4	Belt	230	22	1	1,100,000/1,200,000	16"/16"	84"	36"	84"	2078
6112	10	1200	7.5	Belt	230	30	3	920,000/1,000,000	16"/16"	84"	36"	84"	1940
6122	10	2200	15	Belt	230	42	3	920,000/1,000,000	16"/16"	84"	36"	84"	2115
6218	12	1800	15	Belt	230	42	3	1,100,000/1,200,000	16"/16"	84"	36"	84"	2415
6225	12	2500	20	Belt	230	54	3	1,100,000/1,200,000	16"/16"	84"	36"	84"	2500

8000 SERIES

Hot Water Pressure Washers - All Electric

The 8000-Series pressure washers are revolutionary hot water washers equipped with heavy-duty, removable high pressure heating elements which heat

water instantly. Plus, our exclusive system protection device monitors water flow, water pressure, and water temperature to keep your washer running strong. It is ideal for those situations where open flames or exhaust cannot infiltrate the cleaning area. This unit's innovative design includes state-of-the-art controls and safety features as well as a heating chamber constructed with removable elements.

All machine controls are 24 volt and optional remote controls are available.

Features

- Heavy Duty Tubular Steel Frame
- Heavy Duty Legs
- Automotive Quality Powdercoat Finish
- Stainless Steel Panels & Hood
- Enclosed Heating Chamber/Manifold
- Unitized High Pressure Manifold
- Incoloy Encased Elements
- High Limit Temp Control
- Pressure Relief Valve
- Triplex Plunger Belt Driven Pump
- Zero Pressure unloader
- Trigger Gun Control
- Stainless Steel Float Tank
- Low Water Shut-Off Protection
- Reduced Flow Protection
- Wire Braid Discharge Hose
- Quick Couple Stainless Steel Nozzles
- Automatic Shutdown Timer
- Watertight Electrical Panel
- Diagnostic Control Monitoring Lights
- 24 Volt Controls
- Calibrated Detergent Mixing Valve
- Lighted Solenoid-Controlled Detergent System



Optional Equipment

- Hour Meter
- Single Remote Option
- Multi Remote (Includes first remote control & wiring for additional remote boxes)
- Additional Multi-Remotes
- 230 Volt 3 PH
- Soap Solenoid
- Automatic Fresh Water Shutoff



Model	GENERAL				ELECTRICAL				DIMENSIONS/WEIGHT			
	GPM	PSI	HP	Drive	Volt	AMP	Ph.	KW	L	W	H	LBS.
8212 / 8212-C	2	1200	4	Belt / Clutch	230/440	80/40	3	30	32"	24"	48"	330
8320 / 8320-C	3	2000	4	Belt / Clutch	230/440	170/85	3	60	32"	24"	48"	370
8430 / 8430-C	4	3000	7.5	Belt / Clutch	230/440	180/90	3	60	32"	24"	48"	470

41 SERIES

Hot Water Pressure Washers - Self Contained

The **41-Series** does not require external electricity to be operated, and is built with heavy-duty components to withstand rough transportation conditions. This self-contained unit can be mounted on trailers or set inside vehicles, placed in the back of trucks or pick ups, or used on the decks of ships and cabins of airplanes.

Features

- Automotive Quality Powdercoat Frame
- Electric Start (except 41-425)
- Fuel Efficient Combustion Chamber
- Hour Meter
- Pressure Atomized Burner
- Pressure Relief Valve
- Quick Couple Stainless Steel Nozzles
- Removable Poly Fuel Tank
- Schedule 80 Steel Pipe Coil
- Shock Absorbing Engine Base
- Stainless Steel Combustion Chamber Wrapper
- Trigger Gun Control
- Triplex Ceramic Plunger Pump
- Variable Pressure Wand (41-425/41-435)
- Vertical Fired Coil
- Wire Braid Discharge Hose
- Vanguard or Honda Engines
- Low Oil Engine Protection
- 18 Amp Charging System
- 12v Ignition System
- Water Separating Fuel Filter
- High Limit Temp. Shut-Off
- Flow Activated Shut-Off Switch
- Thermal Pump Protection
- Downstream Chemical Injection
- Stainless Steel Side Panels
- Four Wheel Design
- Pneumatic Tires on Standard Dish Wheels



Optional Equipment

- 13" Flat Free Tire & Wheel Assemblies (Factory Installed)



GENERAL					ENGINE/BURNER SYSTEM						DIMENSIONS/WEIGHT			
Model	GPM	PSI	HP	Drive	Volt	Engine	Engine Start	Fuel Engine/Burner	BTU	Stack Size	L	W	H	LBS.
41-330/41-330B/41-330B-C	3	3000	10	Direct/Belt/Clutch	12V	Vanguard	Pull	Gas/Oil	269,000	7"	36"	25"	41"	404
41-425	3.5	2500	9	Direct	12V	Honda	Pull	Gas/Oil	384,000	8"	43"	31"	47"	490
41-435	3.8	3500	13	Direct	12V	Honda	Electric	Gas/Oil	384,000	8"	43"	31"	47"	500
41-440/41-440B/41-440B-C	4	4000	16	Direct/Belt/Clutch	12V	Vanguard	Electric	Gas/Oil	384,000	8"	43"	31"	47"	520
41-530B/41-530B-C	5	3000	16	Belt/Clutch	12V	Vanguard	Electric	Gas/Oil	384,000	8"	43"	31"	47"	570
41-830B-C	8	3000	23	Belt/Clutch	12V	Vanguard	Electric	Gas/Oil	547,000	8"	39"	26"	42"	770

42 SERIES

Hot Water Pressure Washers - Self Contained

The **42-Series** is a continuation of the gas engine self-contained pressure washer product line. The **42-Series** has a heavy duty roll cage frame with an easy access open design.

Features - All

- Automotive Quality Powdercoat Frame
- Electric Start
- Fuel Efficient Combustion Chamber
- Hour Meter
- Pressure Atomized Burner
- Pressure Relief Valve
- Quick Couple Stainless Steel Nozzles
- Removable Poly Fuel Tank
- Schedule 80 Steel Pipe Coil
- Shock Absorbing Engine Base
- Stainless Steel Combustion Chamber
- Trigger Gun Control
- Triplex Ceramic Plunger Pump
- Variable Pressure Wand (42-430/42-530)
- Vertical Fired Coil
- Wire Braid Discharge Hose
- Vanguard or Honda Engines
- Low Oil Engine Protection
- Water Separating Fuel Filter
- High Limit Temp. Shut-Off
- Low Water Shut-Off Protection
- Automatic Electric Burner Ignition
- Extended Engine Oil Drain (Vanguard)
- Auxiliary Gasoline Tank (42-440/42-530)
- Shock Mount Plastic Battery Box
- Stainless Steel Control Panel

Features - 12V "H" Models

- High Amp Charging System
- 12V Ignition System
- Downstream Chemical Injection

Features - 110V "GH" Models

- Calibrated Detergent Mixing Valve
- High Pressure Soap
- Circuit Breaker Protected
- Stainless Steel Float Tank



Optional Equipment

- Float Tank/High Pressure Soap
- K04-0082 Four Wheel Kit
- Van Hood
- Dual Inlet Plumbing



- K04-2500 Exhaust Diverter
- Cad Cell Flame Sensor

GENERAL						ENGINE/BURNER SYSTEM					DIMENSIONS/WEIGHT			
Model	GPM	PSI	HP	Drive	Volt	Engine	Engine Start	Fuel Engine/Burner	BTU	Stack Size	L	W	H	LBS.
42-430H / 42-430GH	4	3000	13	Belt	12V/110V	Honda	Electric	Gas/Oil	384,000	8"	43"	34"	43"	725/850
42-430H-C / 42430GH-C	4	3000	13	Clutch	12V/110V	Honda	Electric	Gas/Oil	384,000	8"	43"	34"	43"	740/865
42-440V / 42-440GV	4	4000	16	Belt	12V/110V	Vanguard	Electric	Gas/Oil	384,000	8"	43"	34"	43"	750/850
42-440H / 42-440GH	4	4000	20	Belt	12V/110V	Honda	Electric	Gas/Oil	384,000	8"	43"	34"	43"	750/850
42-530V / 42-530GV	5	3000	16	Belt	12V/110V	Vanguard	Electric	Gas/Oil	465,000	8"	43"	34"	43"	750/820
42-530V-C / 42-530GV-C	5	3000	16	Clutch	12V/110V	Vanguard	Electric	Gas/Oil	465,000	8"	43"	34"	43"	765/835
42-535H / 42-535GH	5	3500	20	Belt	12V/110V	Honda	Electric	Gas/Oil	465,000	8"	43"	34"	43"	800/865
42-530H-C / 42-530GH-C	5	3000	20	Clutch	12V/110V	Honda	Electric	Gas/Oil	465,000	8"	43"	34"	43"	815/880
42-830V-C	8	3000	23	Clutch	12V/110V	Vanguard	Electric	Gas/Oil	547,000	8"	43"	34"	43"	1015/1080
42-530LD (Horizontal)	5	3000	16/20	Belt/Clutch	12V	Honda/Vanguard	Electric	Gas/Oil	465,000	8"	43"	34"	43"	750
42-530GLD (Horizontal)	5	3000	16/20	Belt/Clutch	110V	Honda/Vanguard	Electric	Gas/Oil	465,000	8"	43"	34"	43"	800

Always Use AaLadin Authorized Parts

43 SERIES

Hot Water Pressure Washers - Self Contained

The **43-Series** is a unique self-contained pressure washer that utilizes LP as a single fuel source. The **43-Series** is particularly suited for indoor applications that require clean exhaust. Available in either a pressure washer only configuration or as a complete LP/POD system, we have a design to fit your needs.



Features

- 12V Ignition System
- Heavy Duty Skid Frame
- High Limit Temp. Control
- 100# LP Tank Holder
- Vertical Fired Coil
- Trigger Gun Control
- Pressure Relief Valve
- Wire Braid Discharge Hose
- Stainless Steel Float Tank
- Automotive Quality Powdercoat Finish
- Fuel Efficient Combustion Chamber
- Schedule 80 Steel Coil
- Triplex Ceramic Plunger Pump

Optional Equipment

- Draft Diverter
- Four Wheel Kit (43-530V-LP & 43-530-K-LP Only)
- Variable Pressure Wand
- Clutch Drive



Model	GENERAL				ENGINE/BURNER SYSTEM						DIMENSIONS/WEIGHT			
	GPM	PSI	HP	Drive	Volt	Engine	Engine Start	Fuel Engine/Burner	BTU	Stack Size	L	W	H	LBS.
43-530	5	3000	18	Belt/Clutch	12V	Vanguard	Electric	LP/LP	384,000	10"	49"	37"	46"	700
43-530-C LP-Swivel	5	3000	18	Belt/Clutch	12V	Vanguard	Electric	LP/LP	384,000	10"	43"	31"	47"	610

45 SERIES

Hot Water Pressure Washers - Self Contained

The **45-Series** self-contained pressure washer is available in gasoline or diesel engine drive. The **45-Series** has a liquid cooled diesel or gas engine matched with the most efficient and reliable heat chamber design to make it both convenient and efficient.



Features

- Automotive Quality Powdercoat Frame
- Electric Start
- Fuel Efficient Combustion Chamber
- Hour Meter
- Pressure Atomized Burner
- Pressure Relief Valve
- Quick Couple Stainless Steel Nozzles
- Poly Fuel Tank (Gas & Diesel)
- Roll Cage Frame
- Schedule 80 Steel Pipe Coil
- Shock Absorbing Engine Base
- Stainless Steel Combustion Chamber
- Trigger Gun Control
- Triplex Ceramic Plunger Pump
- Variable Pressure Wand
- Vertical Fired Coil
- Wire Braid Discharge Hose
- Belt Driven Pump
- Low Oil Engine Protection
- Water Separating Fuel Filter
- High Limit Temp. Shut-Off

- Low Water Shut-Off Protection
- Adjustable Temp. Control
- Automatic Electric Burner Ignition
- Extended Engine Oil Drain
- Stainless Steel Control Panel
- Shock Mount Plastic Battery Box
- Calibrated Detergent Mixing Valve
- High Pressure Soap
- High Capacity Generator
- Stainless Steel Float Tank
- High Limit Temp. Shutdown
- Diagnostic Control Panel
- Zero Pressure Unloader
- GFCI Protected Auxiliary Outlets
- Heavy Duty Skid Base
- Lifting Eyes
- Easy Access Service Door
- Cad Cell Flame Sensor
- Multi Gun Operation



Optional Equipment

- K04-0057 Four Wheel Kit
- BA4-0006 Van Hood
- Cad Cell Flame Sensor
- Two Gun Operation

Model	GENERAL				ENGINE/BURNER SYSTEM						DIMENSIONS/WEIGHT			
	GPM	PSI	HP	Drive	Volt	Engine	Engine Start	Fuel Engine/Burner	BTU	Stack Size	L	W	H	LBS.
45-535GV	5	3500	18	Belt	110V	Vanguard	Electric	Gas/Oil	465,000	8"	45"	45"	45"	950
45-530GV-C	5	3000	18	Clutch	110V	Vanguard	Electric	Gas/Oil	465,000	8"	45"	45"	45"	965
45-535GH	5	3500	20	Belt	110V	Honda	Electric	Gas/Oil	465,000	8"	45"	45"	45"	950
45-530GH-C	5	3000	20	Clutch	110V	Honda	Electric	Gas/Oil	465,000	8"	45"	45"	45"	965
45-530GD	5	3000	13.5	Belt	110V	Kubota	Electric	Diesel/Oil	465,000	8"	45"	45"	45"	1025
45-530GD-C	5	3000	13.5	Clutch	110V	Kubota	Electric	Diesel/Oil	465,000	8"	45"	45"	45"	1040
45-630GV	5	3000	23	Belt	110V	Vanguard	Electric	Gas/Oil	562,000	8"	45"	45"	45"	950
45-630GH	5	3000	20	Belt	110V	Honda	Electric	Gas/Oil	562,000	8"	45"	45"	45"	950
45-630GD	5	3000	20.4	Belt	110V	Kubota	Electric	Diesel/Oil	562,000	8"	45"	45"	45"	1100



46 SERIES

Hot Water Pressure Washers - Self Contained

The **46-Series** is designed for the professional cleaner, and utilizes dual clutch driven pumps that allow 10 gallons of hot water at 3000 PSI. This product is capable of operating in three different configurations, a single gun 10 GPM at 3000 PSI pressure washer, two gun 5 GPM at 3000 PSI pressure washer or a single gun 5 GPM at 3000 PSI pressure washer.



Features

- Automotive Quality Powdercoat Frame
- Heavy Duty Insulated Cabinet Frame
- Forklift Pockets for Safe Easy Maneuvering
- Lockable/Removable Insulated Access Panels
- Recessed Control Panel
- Dual Adjustable Temp. Controls
- Diagnostic Controls
- Dual Output Connectors
- Amp Meter
- Hour Meter
- Low Oil Engine Protection
- Murphy Switch Control System
- Electric Start
- Shock Absorbing Engine Base
- Plastic Battery Box
- Dual Pumps
- Triplex Ceramic Plunger Pumps
- Dual Pressure Relief Valve
- Thermal Pump Protection
- Dual Vertical Fuel Efficient Combustion Chambers
- Schedule 80 Steel Heating Coil
- High Efficiency Beckett Pressure Atomized Burner
- Automatic Electric Burner Ignition
- Water Separating Fuel Filters
- Trigger Gun Control
- (2) 3/8" x 50' High Pressure Hose Assemblies
- (2) Trigger Gun & 36" Wand Assemblies
- Quick Couple Stainless Steel Nozzles



Optional Equipment

- Single Gun Kit

GENERAL					ENGINE/BURNER SYSTEM					DIMENSIONS/WEIGHT				
Model	GPM	PSI	HP	Drive	Volt	Engine	Engine Start	Fuel Engine/Burner	BTU	Stack Size	L	W	H	LBS.
46-1030D	10	3000	32.7	Belt	12V	Isuzu	Electric	Diesel/Oil	930,000	8" (x2)	48"	48"	48"	2,000

47 SERIES

Hot Water Pressure Washers - Self Contained

The **47-Series** is designed to be operated by a single diesel fuel source and utilizes dual clutch driven pumps that allow 10 gallons of hot water at 3000 PSI. This product is capable of operating in three different configurations, a single gun 10 GPM at 3000 PSI pressure washer, two gun 5 GPM at 3000 PSI pressure washer or a single gun 5 GPM at 3000 PSI pressure washer.



Features

- Automotive Quality Powdercoat Frame
- Heavy Duty Insulated Cabinet Frame
- Forklift Pockets for Safe Easy Maneuvering
- Removable Access Panels
- Recessed Control Panel
- Dual Adjustable Temp. Controls
- Diagnostic Controls
- Dual Output Connectors
- Amp Meter
- Hour Meter
- Murphy Switch Control System
- Electric Start
- Shock Absorbing Engine Base
- Plastic Battery Box
- Dual Pumps
- Triplex Ceramic Plunger Pumps
- Dual Pressure Relief Valves
- Thermal Pump Protection
- Dual Horizontal Fuel Efficient Combustion Chambers
- Schedule 80 Steel Heating Coils
- High Efficiency Beckett Pressure Atomized Burners
- Automatic Electric Burner Ignition
- Water Separating Fuel Filters
- Trigger Gun Control
- (2) 3/8" x 50' High Pressure Hose Assemblies
- (2) Trigger Gun & 36" Wand Assemblies
- Quick Couple Stainless Steel Nozzles



Optional Equipment

- Single Gun Kit

GENERAL					ENGINE/BURNER SYSTEM					DIMENSIONS/WEIGHT			
Model	GPM	PSI	HP	Drive	Volt	Engine	Engine Start	Fuel Engine/Burner	BTU	L	W	H	LBS.
47-1030	10	3000	24.8	Belt	120	Kubota	Electric	Diesel/Diesel	860,000	53"	43"	50 1/2"	1550

400 SERIES

Cold Water Pressure Washers

The **400-Series** washers are durable and belt-driven using ceramic plunger pumps that produce a variety of water volumes and pressures.



Shown Stainless Steel



Shown Powdercoated

Optional Downstream Injection

Chemicals are brought through the system to the gun under low pressure allowing caustic chemicals to bypass your system's pump. This gives you the option to use two chemicals.

Optional Variable Pressure Wand

Whenever pressure is a concern, the AaLadin variable pressure wand can be used to adjust the pressure from the machine maximum down to 300 PSI.

Optional Remote Operation Station

The remote operation station allows the user the ability to operate the panel controls away from the unit.

Features - All

- Trigger Gun Control
- Calibrated Detergent Mixing Valve
- Corrosive Free Float Tank
- Stainless Steel Cabinet
- Pneumatic Tires



Optional Equipment

- Soap Container
- Timer Shut Down 1 PH
- Timer Shut Down 3 PH
- Remote 2-Way (Must have timer option)
- 440 Volt 3 PH
- 230 Volt 3 PH
- Soap Solenoid
- Clutch Option
- Hour Meter
- K09-0017 Powdercoat Wall Mount Kit
- K09-0017-S Stainless Steel Wall Mount Kit
- K09-0018 Wheel Cart Kit
- K09-0019 40" Machine Stand

Model	GENERAL						DIMENSIONS/WEIGHT			
	GPM	PSI	HP	Volt	Amp	Phase	L With Handles & Wheels/Without	W With Handles & Wheels/Without	H With Handles & Wheels/Without	LBS.
431-CR/SS	3	1000	2	115V	15	1	48"/34"	18"/18"	19"/16"	226
441.6-CR/SS	4	1600	4	230V	20	1	48"/34"	18"/18"	19"/16"	230
442.3-CR/SS	4	2300	6	230V	30	1	48"/34"	18"/18"	19"/16"	245
451.8-CR/SS	5	1800	6	230V	30	1	48"/34"	18"/18"	19"/16"	245
443-CR/SS	4	3000	8	230V	40	1	48"/34"	18"/18"	19"/16"	280

600 SERIES

Hot Water Heaters

The AaLadin Cleaning Systems **600-Series** Water Heaters are industrial strength heaters. The **600-Series** has a high efficiency schedule 80 coil, fuel efficient combustion chamber and a cad cell flame sensor. A watertight ignition transformer adds to safety and a heavy duty tubular steel frame will keep this water heater in place. For efficiency, safety, and quality, there's no better water heater than the AaLadin **600-Series**.



Features

- High Efficient Schedule 80 Coil
- Fuel Efficient Combustion Chamber
- High Limit Temp. Control
- Watertight Ignition Transformer (Oil Fired Models)
- Electronic Ignition (Models 650/660)
- Stainless Steel (Models 625-665)
- Heavy Duty Tubular Steel Frame
- Heavy Duty Legs (Stationary Models)
- Pneumatic Tires (portable Models 610/615)
- Automotive Quality Powdercoat Finish
- 50' Wire Braid High Pressure Hose (Only 610)
- High Pressure Flow Switch (Model 610)
- Adjustable Temp. Control (Model 610)

Model	GENERAL			DIMENSIONS/WEIGHT			
	Volt	Fuel	BTU	L	W	H	LBS.
610	115V	Oil	350,000	40"	28"	36"	235
615	115V	Oil	480,000	43"	28"	36"	285
625	115V	Oil	350,000	24"	24"	48"	250
635	115V	Oil	480,000	24"	24"	48"	300
655	115V	Oil	577,000	30"	30"	64"	450
665	115V	Oil	1,200,000	36"	36"	84"	1140
620	115V	NG/LP	350,000	26"	24"	48"	250
630	115V	NG/LP	440,000	24"	24"	48"	325
640	115V	NG/LP	480,000	24"	24"	51"	350
650	115V	NG/LP	680,000	30"	30"	64"	450
660	115V	NG/LP	1,200,000	36"	36"	84"	980

Optional Equipment

- Adjustable Thermostat (Gas)
- Adjustable Thermostat (Oil)
- GeniSys Burner Control
- Oil Fuel Tank
- 12 Volt (No GFCI Included. Adjustable Temp Control Required)
- Draft Diverter
- Model 610 comes Standard With 50' Hose & Temp Control

500 SERIES

Cold Water Pressure Washers Cont.

The 500-Series cold water electric & gas washers are commercial-duty direct drive pressure washers designed for everyone from the home owner to professional power washers. These products are powered by electric motors or gas engines. They are matched with industrial duty pumps to provide smooth and constant operation. These pressure washers have low pressure chemical injection and come with 3/8" high pressure hoses, trigger control guns and up to four quick couple nozzles for the best cleaning results (the Model 531E has an adjustable nozzle). The heavy duty welded tube frame is powder coated with pneumatic tires, built-in nozzle holders, gun holder, and hose hanger. The pressure washer handle has been lengthened for easier use and removes easily for transportation in confined spaces.



ELECTRIC MODELS

Model	GPM	PSI	Drive	Volt	Phase	Pump	Nozzles	Hose
531 E	3	1000	Direct	110V	1	Triplex Plunger	Adjustable	3/8" x 30'
532 E	3	2000	Direct	230V	1	Triplex Plunger	Adjustable	3/8" x 30'
543 E	4	3000	Belt	230V	1	Triplex Plunger	15°/Soap	3/8" x 50'

GAS ENGINE MODELS

Model	GPM	PSI	HP	Drive	Pump	Nozzles	Hose
532.4 RES	2.8	2400	5	Direct	Axial Radial	15°/40°/Soap	3/8" x 30'
532.5 G	3	2500	6.5	Direct	Triplex Plunger	0°/15°/40°/Soap	3/8" x 30'
544 G	4	4000	13	Direct	Triplex Plunger	0°/15°/40°/Soap	3/8" x 50'
544 GBD	4	4000	13	Belt	Triplex Plunger	0°/15°/40°/Soap	3/8" x 50'
530 BDC	5	3000	16	Clutch	Triplex Plunger	0°/15°/40°/Soap	3/8" x 50'
533.5 V	3	3500	10	Direct	Triplex Plunger	0°/15°/40°/Soap	3/8" x 40'
543.5 V	4	3500	13	Direct	Triplex Plunger	0°/15°/40°/Soap	3/8" x 40'
544 V	4	4000	16	Direct	Triplex Plunger	0°/15°/40°/Soap	3/8" x 40'

500 SBD SERIES

Model	GPM	PSI	HP	Drive	Volt	Phase	Models Offered	Nozzles	Hose
521.6	2	1600	2.3	Belt/Clutch	115	1	SBD/SBDC	0°/15°/25°/40°/Soap	3/8" x 50'
531	3	1000	2.3	Belt/Clutch	115	1	SBD/SBDC	0°/15°/25°/40°/Soap	3/8" x 50'
532.5	3	2500	5.0	Belt/Clutch	230	1	SBD/SBDC	0°/15°/25°/40°/Soap	3/8" x 50'
542.3	4	2300	6.0	Belt/Clutch	230	1	SBD/SBDC/SBDSL	0°/15°/25°/40°/Soap	3/8" x 50'
543	4	3000	8.0	Belt/Clutch	230	1	SBD/SBDC/SBDSL	0°/15°/25°/40°/Soap	3/8" x 50'
552.5	5	2500	8.0	Belt/Clutch	230	1	SBD/SBDC/SBDSL	0°/15°/25°/40°/Soap	3/8" x 50'
553	5	3000	10.0	Belt/Clutch	230	1	SBD/SBDC/SBDSL	0°/15°/25°/40°/Soap	3/8" x 50'

2000 SERIES

Parts Washers

For years solvent tanks and washers have been how to clean parts, but these solvent systems

are known to be health hazards. They are also becoming more expensive to operate as petroleum products increase in price and environmental regulation adds cost. **AALADIN HAS A SOLUTION!** Clean parts in minutes with hot water and bio degradable detergents, NOT solvents. Simply place your parts in the washer, set the timer and walk away. It's automatic. You can work on something else and in minutes, your parts are clean. It's that simple.



Don't pay expensive labor to wash parts: The Aaladin Cleaning System parts washer cleans better than a brush and solvents. Since your parts have been washed with hot water, and not oil based cleaners, most parts will air-dry and be ready to use within minutes.

Dry floor evaporator with power vent: Dirty wash water is contaminated with oil, paint and other heavy metal pollutants. Our original design features a built-in NOTHING DOWN THE DRAIN waste water disposal system. Flip a switch and dispose of 97% of the waste water from your washer. You can also use its disposal system to dispose of dirty wash water from other parts washing machines. Our totally self-contained parts washer evaporates water to eliminate hauling excess water. This limits environmental liability.

No expensive waste water down the drain: Models: 2040E, 2055E, 2085E, 2175E, 2260E are built standard with a dry floor waste water disposal system & power vent.

Belt Driven Turntable: All turntable drive parts are on the outside of the cabinet to protect from grime and wear. Belt drive design prevents damage if the load jams.

Features

- Belt Driven Turn Table
- Heavy Duty 10 Gauge Steel (2040/2040E 12 Gauge)
- Stainless Steel Air Shield Door Cover
- Seal-less EZ-Load Door
- Quick Service Fine Screen Filter (2055/2055E/2040/2040E)
- Large Removable Basket
- ETL & C-ETL Listed
- Power Vent
- Small Parts Soaking System (2085E/2175E/2260E)
- Dual Zone Quick Service Filters w/Slide Out Fine Debris Screen & Small Debris Catch Basket (2085E/2175E/2260E)

Optional Equipment

- Small Parts Basket W/Lid
- Small Parts Basket W/O Lid
- Transmission Parts Trees
- Internal Spray Bar Kits
- Low Water Shutoff w/Auto Fill
- Why Worry Package
- Wheel Kit
- 230 Volt 1 PH
- 230 Volt 3PH
- 480 Volt 3 PH
- 575 Volt 3 PH
- LP/NG Fired (2085/2085TE/2175/2260)
- LP/NG Why Worry Package
- 10,000 LB. Capacity
- Parts Cleaner Detergent Powder

GENERAL									ELECTRIC MOTORS			DIMENSIONS/WEIGHT			
Model	Water Cap.	Load Cap.	Load Height	Turn Dia.	# 0° Jets	Oil Skim	Evaporation	NG/LP	Motor HP	Volt	Ph.	L	W	H	LBS.
2040	40	1000	31"	24"	56	Std.	N/A	N/A	2	230	1	40"	44"	75"	800
2040E	40	1000	31"	24"	56	Std.	Std.	N/A	2	230	1	40"	44"	75"	810
2055	55	1000	31"	24"	56	Std.	N/A	N/A	3	230	1	40"	55"	75"	940
2055E	55	1000	31"	24"	56	Std.	Std.	N/A	3	230	1	40"	55"	75"	950
2085E	85	1500	41"	28"	72	Std.	Std.	Opt.	3	230	1	42"	61"	89"	1120
2085TE	85	1500	51"	28"	85	Std.	Std.	Opt.	5	230	3	42"	61"	97"	1515
2175E	175	2000	54"	40"	124	Std.	Std.	Opt.	7.5	230	3	53"	78"	96"	2300
2260E	260	3500	72"	52"	168	Std.	Std.	Opt.	15	230	3	87"	91"	126"	3500

HEATER MOTORS	230V/1PH			230V/3PH			480V/3PH		
	Avail.	KwH	Amp Draw	Avail.	KwH	Amp Draw	Avail.	KwH	Amp Draw
2040	Std.	7KW	45	Opt.	7KW	40	Opt.	10KW	25
2040E	Std.	7KW	45	Opt.	7KW	40	Opt.	10KW	25
2055	Std.	7KW	45	Opt.	7KW	40	Opt.	10KW	25
2055E	Std.	7KW	45	Opt.	7KW	40	Opt.	10KW	25
2085E	Std.	10KW	60	Opt.	12KW	40	Opt.	12KW	25
2085TE	Opt.	10KW	60	Std.	12KW	40	Opt.	12KW	25
2175E	N/A	N/A	N/A	Std.	24KW	80	Opt.	24KW	50
2260E	N/A	N/A	N/A	Std.	30KW	100	Opt.	30KW	50



PRESSURE WASHERS

MOBILE WASH SERIES

These quality mobile wash systems prove to be at the top of their class.

There are three trailer models and two slide in frame designs to chose from in this series of mobile wash systems. Each trailer is constructed of heavy wall steel tube frame utilizing sealed beam lights with the wiring inside the tube frame to reduce exposure to the elements that cause premature light failures.

On the **Entrepreneur II** & the **Entrepreneur III** the deck is completely covered to also reduce road dirt and splash from below the trailer keeping the pressure washer, water tank, and hose reels clean longer.

The **Entrepreneur IV** incorporates an undercarriage ramp for easy loading and unloading of the pressure washer, making this a very universal system. If a trailer isn't required, you don't have to use it - simply load the pressure washer and your ready to go.

The **Entrepreneur II, III & IV** come equipped with a heavy duty bolt on fender design for easy replacement due to bumps or bends. The **POD** system provides a convenient system that like the **Entrepreneur IV**, allows for use with or without your water supply & **POD** slide in frame assembly.

Entrepreneur - II

Features

- 5' x 8' Trailer:
 - Single Torflex 3500# Cap. Axle
 - Electric Brakes on Axle
 - 2" Ball Coupler
 - Two Wheel Heavy Duty Landing Leg
 - Heavy Duty Steel Tube Frame
 - Sealed Beam Lights w/Wiring in Frame
 - Steel Tread Plate Deck
- (2) 12" Painted Hose Reels
- 100' Heavy Duty 5/8" Water Supply Hose
- 100' High Pressure Hose
- (2) 5 Gallon Solution Tanks
- 225 Gallon Poly Leg Style Water Tank
- Spray Gun Holder Mounted to Water Tank
- Plumbed In-Line Water Strainer
- High Volume Cam Lock Fill/Drain



Options

- Spare Tire & Wheel Assembly
- Chrome Wheels
- Aluminum Tread Plate Steps
- Stainless Steel Hose Reels

Entrepreneur - III

Features

- 5' x 10' Trailer:
 - Tandem Torflex 3500# Cap. Axle
 - Electric Brakes On One Axle
 - 2" Ball Coupler
 - Two Wheel Heavy Duty Landing Leg
 - Heavy Duty Steel Tube Frame
 - Sealed Beam Lights w/Wiring in Frame
 - Steel Tread Plate Deck
- (2) 12" Painted Hose Reels
- 100' Heavy Duty 5/8" Water Supply Hose
- 100' High Pressure Hose
- (2) 5 Gallon Solution Tanks
- 335 Gallon Poly Leg Style Water Tank
- Spray Gun Holder Mounted to Water Tank
- Plumbed In-Line Water Strainer
- High Volume Cam Lock Fill/Drain



Options

- Spare Tire & Wheel Assembly
- Chrome Wheels
- Aluminum Tread Plate Steps
- Stainless Steel Hose Reels
- 535 Gallon Poly Leg Style Water Tank

Entrepreneur - IV

Features

- 5' x 7' Trailer:
 - Single Torflex 3500# Cap. Axle
 - Electric Brakes on Axle
 - 2" Ball Coupler
 - Two Wheel Heavy Duty Landing Leg
 - Heavy Duty Steel Tube Frame
 - Sealed Beam Lights w/Wiring in Frame
 - Steel Tread Plate Deck
- Easy Loading Side Ramp w/Storage Tank
- 225 Gallon Poly Leg Style Water Tank
- Plumbed In-Line Water Strainer
- High Volume Cam Lock Fill/Drain



Options

- Spare Tire & Wheel Assembly
- Chrome Wheels
- Hand Crank Winch
- Stainless Steel Hose Reels
- Pedestal Mount Swivel Hose Reel

POD SERIES

Hot Water Pressure Washers - Self-Contained/Skid

Features

- 225 Gallon Poly Leg Style Water Tank
- Heavy Duty Steel Tube Frame Assembly
- Automotive Quality Powdercoat Finish
- Heavy Duty Tie Down Loops
- Models Available for 6' or 8' Beds
- Self Contained and Fully Portable

None Include
Pressure Washer
In Package



Aaladin



High Efficiency Equipment Line

ECO-logical™

AN *Aaladin* EXCLUSIVE

ec·o·log·i·cal [ek-uh-loj-i-kuh l] adj.

Relating to the environment and the way that plants, animals, and humans live together and affect each other.

eco-logical:

Producing environmentally responsible results in an economically attractive manner.

All Pressure Washers Cost \$ To Run... Ours Cost Less.
Keep your hard earned dollars where they belong, in YOUR Pocket!

• 96-98% Efficient • Uses 35-38% Less Fuel • Reduces Installation Costs

HOURS OF BURNER OPERATION	STANDARD FUEL USAGE	ECO-GREEN FUEL USAGE	FUEL SAVED PER WEEK	ANNUAL SAVINGS
NATURAL GAS AT \$0.96/THERM*				
10	44	24	20	\$977.60
20	88	48	40	\$1,955.20
40	176	96	80	\$3,910.40
LIQUEFIED PETROLEUM AT \$2.87/GALLON*				
10	45.7	24.9	20.8	\$3,104.19
20	91.4	49.8	41.6	\$6,208.38
40	182.8	99.6	83.2	\$12,416.77

AALADIN'S EXCLUSIVE
EXCHANGE
TECHNOLOGY PATENTED

PRESSURE WASHERS

14-HE SERIES

High Efficiency Pressure Washers - Portable

The 14HE-Series portable pressure washer is the first of a full line of high efficiency pressure washers available today. This product is the result of years of thought and testing. For the first time in the history of pressure washing, we now can offer equipment that literally pays

for itself by simply using the machine. The 14HE-Series has many of the same features as the standard 14-Series with the added benefit of the fuel savings that come along with high efficiency technology.

HE-SS Model Features

- Well Balanced Design For Easy Maneuverability
- Durable Automotive Quality Powdercoat Finish
- Four Wheel Design w/360° Swivel Front Wheels
- Flat Free Tires w/Mag Style Wheels
- Rear Wheel Locking Brake System
- Welded Heavy Duty 1 1/4" OD Steel Tube Frame
- Built-In Hose Reel Socket
- Electrical Cord & Hose
- Built In Gun Cup
- Industrial Strength Electric Motor
- Triplex Belt Driven Pressure Pump
- Stainless Steel Belt Guard
- Heavy Duty Electro Plated Fittings
- Exclusive High Strength Nylon Manifold
- Quick Couple Plumbing Connections
- Stainless Steel Electrical Control Panel
- Heavy Duty Rotary Power Switch
- Panel Mount Adjustable Temp. Control
- High Limit Temp. Control
- Patented AaLadin Exchange Technology
- Highly Efficient Vertical Heat Chamber Design
- Stainless Steel Combustion Chamber Wrapper
- ASTM A53 Schedule 80 Steel Heating Coil
- Exclusive Heat Chamber Insulation System
- Quick Coil Access
- Highly Efficient Pressure Atomized Beckett Burner
- Fuel Oil Solenoid
- Water Separating Fuel Filter
- Corrosion Proof Molded Polyethylene Fuel Tank
- In-Line Fuel Shutoff
- Trigger Gun Control
- 36" Insulated Wand
- 0°, 15°, 25° & 40° Quick Coupled Stainless Steel Nozzles
- 3/8" x 50' High Pressure Hose
- GFCI Protection
- Tri-Lingual Decals



HE-SL Model Features

- ALL THE FEATURES OF THE SS MODEL PLUS:
- Time Delay Shutdown
 - Hour Meter
 - Magnetic Starter

HE-SC Model Features

- ALL THE FEATURES OF THE SS MODEL PLUS:
- Clutch Drive System

GENERAL						ELECTRICAL			BURNER SYSTEM		DIMENSIONS/WEIGHT			
Model	Type	GPM	PSI	HP	Drive	Volt	AMP	Ph.	BTU LP/NG	Stack	L	W	H	LBS.
14-423	SS/SL/SC	4	2300	6/7.5/7.5	Belt/Clutch	230/230/440	30/20/15	1/3/3	275,000	Exchange	37.5"	29"	44.5"	520
14-430	SS/SL/SC	4	3000	8/7.5/7.5	Belt/Clutch	230/230/440	40/20/15	1/3/3	275,000	Exchange	37.5"	29"	44.5"	530
14-530	SS/SL/SC	5	3000	10	Belt/Clutch	230	50	1	275,000	Exchange	37.5"	29"	44.5"	570

41-HE SERIES

High Efficiency Pressure Washers - Self Contained

The 41HE-Series self-contained pressure washer continues the full line of high efficiency pressure washers. This version of the standard 41-Series gas engine model utilizes AaLadin's

Exclusive Patented Exchange Technology that uses waste energy to preheat the incoming water - allowing for a minimum of 30% less fuel usage versus any standard hot water pressure washer offered in today's market.

Features

- Highly Mobile Heavy Duty Welded Tube Frame
- Frame Integrated Hose Hanger
- Automotive Quality Powdercoat Finish
- Four Wheel Flat Free Tire Assemblies
- Chrome Mag Wheels
- 360° Front Swivel Wheels (44 Series)
- Patented AaLadin Exchange Technology
- Exclusive Highly Efficient Combustion Chamber
- Stainless Steel Combustion Chamber Wrapper
- Quick Coil Access
- ASTM A53 Schedule 80 Steel Heating Coil
- Vertically Fired Heat Chamber
- Pressure Atomized Burner
- Automatic Electric Burner Ignition
- Water Separating Fuel Filter
- Stainless Steel Control Panel
- Hour Meter w/Break-In & Oil Change Alerts
- High Limit Temp. Shutoff
- Low Water Shutoff Protection
- Pressure Relief Valve
- Triplex Ceramic Plunger Belt Driven Pump
- Vanguard or Honda Engines w/Electric Start
- Quick Couple Stainless Steel Nozzles
- Downstream Chemical Injection
- Wire Braid Discharge Hose
- Low Engine Oil Protection
- Shock Mount Nylon Battery Box
- Removable Engine Fuel Tank
- Trigger Gun Control
- 18 Amp Charging System
- Extended Engine Oil Drain



GENERAL					ENGINE/BURNER SYSTEM					DIMENSIONS/WEIGHT				
Model	GPM	PSI	HP	Drive	Volt	Engine	Engine Start	Fuel Engine/Burner	BTU	Stack Size	L	W	H	LBS.
41-530B	5	3000	16	Belt	12V	Vanguard	Electric	Gas/Oil	280,000	Exchange	47"	32"	37"	600
41-530B-C	5	3000	16	Clutch	12V	Vanguard	Electric	Gas/Oil	280,000	Exchange	47"	32"	37"	610

42-HE SERIES

High Efficiency Pressure Washers - Self Contained

The 42HE-Series pressure washer is the high efficiency equivalent of our standard 42-Series washer. The 42HE-Series is self

contained and utilizes a gas engine and oil fired burner. The 42HE-Series has a heavy duty roll cage frame and open design for convenient service and use.



Features

- Roll Cage Frame
- Automotive Quality Powdercoat Finish
- Patented AaLadin Exchange Technology
- Exclusive Highly Efficient Combustion Chamber
- Stainless Steel Combustion Chamber Wrapper
- Quick Coil Access
- ASTM A53 Steel Heating Coil
- Vertical Fired Heat Chamber
- Pressure Atomized burner
- Automatic Electric Burner Ignition
- Water Separating Fuel Filter
- Stainless Steel Control Panel
- Hour Meter w/Break-In & Oil Change Alerts
- High Limit Temp. Shutoff
- Low Water Shutoff Protection
- Shock Absorbing Engine Base
- Pressure Relief Valve
- Triplex Ceramic Plunger Belt Driven Pump
- Vanguard or Honda Engine w/Electric Start
- Extended Engine Oil Drain
- Low Engine Oil Protection
- Shock Mount Nylon Battery Box
- Poly Gasoline Tank (Burner & Fuel)
- Trigger Gun
- Quick Couple Stainless Steel Nozzles
- Downstream Injection
- Wire Braid Discharge Hose

Optional Equipment

- Float Tank/High Pressure Soap
- K04-0082 Four Wheel Kit
- Van Hood
- Dual Inlet Plumbing
- Clutch Drive

Model	GENERAL				ENGINE/BURNER SYSTEM						DIMENSIONS/WEIGHT			
	GPM	PSI	HP	Drive	Volt	Engine	Engine Start	Fuel Engine/Burner	BTU	Stack Size	L	W	H	LBS.
42-530V-HE	5	3000	16	Belt	12V	Vanguard	Electric	Gas/Oil	299,000	Exchange	43"	34"	43"	675
42-530GV-HE	5	3000	16	Belt	12V	Vanguard	Electric	Gas/Oil	299,000	Exchange	43"	34"	43"	775
42-535V-HE	5	3500	18	Belt	12V	Vanguard	Electric	Gas/Oil	299,000	Exchange	43"	34"	43"	750
42-530H-HE	5	3000	20	Belt	12V	Vanguard	Electric	Gas/Oil	299,000	Exchange	43"	34"	43"	725
42-530H-HE	5	3000	20	Belt	12V	Vanguard	Electric	Gas/Oil	299,000	Exchange	43"	34"	43"	825

44-HE SERIES

High Efficiency Pressure Washers - Self Contained

The 44HE-Series pressure washer is a self contained model that uses a gas engine and oil fired burner. It is exceptionally mobile featuring our exclusive 360° swivel wheels with

flat free tires. You will avoid the aches and pains of moving unwieldy equipment and the frustration of dealing with flat tires! Save yourself time, money and effort with the 44HE-Series pressure washer!



Features

- Highly Mobile Heavy Duty Welded Tube Frame
- Frame Integrated Cord & Hose Hangers
- Automotive Quality Powdercoat Finish
- Four Wheel Flat Free Tire Assemblies
- Chrome Mag Wheels
- 360° Front Swivel Wheels (44 Series)
- Patented AaLadin Exchange Technology
- Exclusive Highly Efficient Combustion Chamber
- Stainless Steel Combustion Chamber Wrapper
- Quick Coil Access
- ASTM A53 Schedule 80 Steel Heating Coil
- Vertically Fired Heat Chamber
- Pressure Atomized Burner
- Automatic Electric Burner Ignition
- Water Separating Fuel Filter
- Stainless Steel Control Panel
- Hour Meter w/Break-In & Oil Change Alerts
- High Limit Temp. Shutoff
- Low Water Shutoff Protection
- Pressure Relief Valve
- Triplex Ceramic Plunger Belt Driven Pump
- Vanguard or Honda Engines w/Electric Start
- Quick Couple Stainless Steel Nozzles
- Downstream Chemical Injection
- Wire Braid Discharge Hose
- Low Engine Oil Protection
- Shock Mount Nylon Battery Box
- Removable Engine Fuel Tank
- Trigger Gun Control
- 18 Amp Charging System
- Extended Engine Oil Drain

Optional Equipment

- Clutch Drive

Model	GENERAL				ENGINE/BURNER SYSTEM						DIMENSIONS/WEIGHT			
	GPM	PSI	HP	Drive	Volt	Engine	Engine Start	Fuel Engine/Burner	BTU	Stack Size	L	W	H	LBS.
44-530B	5	3000	16	Belt	12V	Vanguard	Electric	Gas/Oil	280,000	Exchange	47"	32"	37"	600
44-530B-C	5	3000	16	Clutch	12V	Vanguard	Electric	Gas/Oil	280,000	Exchange	47"	32"	37"	610

45-HE SERIES

High Efficiency Pressure Washers - Self Contained



Features

- Automotive Quality Powdercoat Frame
- Electric Start
- Fuel Efficient Combustion Chamber
- Hour Meter
- Pressure Atomized Burner
- Pressure Relief Valve
- Quick Couple Stainless Steel Nozzles
- Removable Poly Fuel Tank
- Roll Cage Frame
- Schedule 80 Steel Pipe Coil
- Shock Absorbing Engine Base
- Stainless Steel Combustion Chamber
- Trigger Gun Control
- Triplex Ceramic Plunger Pump
- Variable Pressure Wand
- Vertical Fired Coil
- Wire Braid Discharge Hose
- Belt Driven Pump
- Low Oil Engine Protection
- Water Separating Fuel Filter
- High Limit Temp. Shut-Off
- Low Water Shut-Off Protection
- Adjustable Temp. Control
- Automatic Electric Burner Ignition
- Extended Engine Oil Drain
- Stainless Steel Control Panel
- Shock Mount Plastic Battery Box
- Calibrated Detergent Mixing Valve
- High Pressure Soap
- High Capacity Generator
- Stainless Steel Float Tank
- High Limit Temp. Shutdown
- Diagnostic Control Panel
- Zero Pressure Unloader
- GFCI Protected Auxiliary Outlets
- Heavy Duty Skid Base
- Lifting Eyes
- Easy Access Service Door
- Removable Poly Fuel Tanks
- Cad Cell Flame Sensor
- Multi Gun Operation

Optional Equipment

- K04-0057 Four Wheel Kit
- BA4-0006 Van Hood
- Cad Cell Flame Sensor
- Two Gun Operation

Model	GENERAL				ENGINE/BURNER SYSTEM						DIMENSIONS/WEIGHT			
	GPM	PSI	HP	Drive	Volt	Engine	Engine Start	Fuel Engine/Burner	BTU	Stack Size	L	W	H	LBS.
45-535GV	5	3500	18	Belt	110V	Vanguard	Electric	Gas/Diesel	465,000	Exchange	45"	45"	45"	950
45-530GV-C	5	3000	18	Clutch	110V	Vanguard	Electric	Gas/Diesel	465,000	Exchange	45"	45"	45"	965
45-535GH	5	3500	20	Belt	110V	Honda	Electric	Gas/Diesel	465,000	Exchange	45"	45"	45"	950
45-530GH-C	5	3000	20	Clutch	110V	Honda	Electric	Gas/Diesel	465,000	Exchange	45"	45"	45"	965
45-530GD	5	3000	13.5	Belt	110V	Kubota	Electric	Diesel/Diesel	465,000	Exchange	45"	45"	45"	1025
45-530GD-C	5	3000	13.5	Clutch	110V	Kubota	Electric	Diesel/Diesel	465,000	Exchange	45"	45"	45"	1040
45-630GV	5	3000	23	Belt	110V	Vanguard	Electric	Gas/Diesel	562,000	Exchange	45"	45"	45"	950
45-630GH	5	3000	20	Belt	110V	Honda	Electric	Gas/Diesel	562,000	Exchange	45"	45"	45"	950
45-630GD	5	3000	20.4	Belt	110V	Kubota	Electric	Diesel/Diesel	562,000	Exchange	45"	45"	45"	1100

71-HE SERIES

High Efficiency Pressure Washers - Stationary

The 71HE-Series has been described as the "Cadillac" of pressure washers, and is designed for fixed locations. These highly efficient machines are designed to be vented with CPVC. The 71HE-Series is a single chamber, single control pressure washer.



Features

- ETL Listed
- Heavy Duty Totally Enclosed Steel Cabinet
- Heavy Duty Formed Steel Legs
- Automotive Quality Powdercoat Finish
- Easy Access Latching/Removable Steel Compartment Covers
- Watertight Electrical Panel
- Laminate High Visibility Control Panel Overlay
- Diagnostic Control Monitoring Lights
- Hour Meter w/Break-In & Oil Change Alerts
- Adjustable Temp. Control
- Automatic Shutdown Timer
- Low Water Shutoff Protection
- Patented AaLadin Exchange Technology
- Exclusive Highly Efficient Combustion Chamber
- Rear Exhaust Port for 4" or 5" CPVC
- ASTM A53 Schedule 80 Steel Heating Coil
- Electronic Ignition
- High Limit Temp. Control
- Pressure Relief Valve
- Triplex Belt Driven Pressure Pump
- Exclusive Low Pressure Manifold Plumbing
- JIC Fittings Assuring Leak Free Connections
- Stainless Steel Float Tank
- Calibrated Detergent Mixing Valve
- Soap Solenoid
- Trigger Gun Control
- Wire Braid Discharge Hose
- Quick Couple Stainless Steel Nozzles
- Fresh Water Automatic Shutoff

Optional Equipment

- Steam Combination (Not ETL Listed)
- Two Gun Operation
- Single Remote Option
- Multi-Remote (Includes first remote & wiring for additional remotes)
- Additional Multi-Remotes
- Clutch Option
- K70-0004 12" Machine Stand
- K70-0006 40" Machine Stand
- K70-0012 Drip Pan Kit
- K70-0025 Leg Extensions



Model	GENERAL				ELECTRICAL			BURNER SYSTEM		DIMENSIONS/WEIGHT			
	GPM	PSI	HP	Drive	Volt	AMP	Ph.	BTU NG/LP	Stack Size	L	W	H	LBS.
71-303-S	3	300	.75	Belt	115	10	1	440,000/420,722	4"CPVC	32"	48"	52.5"	787
71-405-S	4	500	2.3	Belt	115	20	1	440,000/420,722	4"CPVC	32"	48"	52.5"	787
71-423	4	2300	6/7.5	Belt	230/440	30/15	1/3	240,000/229,512	4"CPVC	32"	48"	52.5"	887
71-430	4	3000	8/7.5	Belt	230/440	40/20/15	1/3	240,000/229,512	4"CPVC	32"	48"	52.5"	887
71-523	5	2300	8/7.5	Belt	230/440	40/20/15	1/3	320,000/306,016	4"CPVC	32"	48"	52.5"	887
71-530	5	3000	10	Belt	230/440	50/25/15	1/3	320,000/306,016	4"CPVC	32"	48"	52.5"	912
71-625	6	2500	15	Belt	230/440	60/40/20	1/3	440,000/420,722	5"CPVC	32"	48"	52.5"	1017
71-630	6	3000	15	Belt	230/440	60/40/20	1/3	440,000/420,722	5"CPVC	32"	48"	52.5"	1017

72-HE SERIES

High Efficiency Pressure Washers - Stationary

The 72HE-Series pressure washer is a dual chamber single control pressure washer that offers higher

GPM and PSI ratings than the 71HE-Series for heavier duty jobs. It is a stationary machine for fixed locations.

Features

- ETL Listed
- Heavy Duty Totally Enclosed Steel Cabinet
- Heavy Duty Formed Steel Legs
- Automotive Quality Powdercoat Finish
- Easy Access Latching/Removable Steel Compartment Covers
- Watertight Electrical Panel
- Laminate High Visibility Control Panel Overlay
- Diagnostic Control Monitoring Lights
- Hour Meter w/Break-In & Oil Change Alerts
- Adjustable Temp. Control
- Automatic Shutdown Timer
- Low Water Shutoff Protection
- Patented AaLadin Exchange Technology
- Dual Combustion Chambers
- Exclusive Highly Efficient Combustion Chamber
- Rear Exhaust Port for 4" or 5" CPVC
- ASTM A53 Schedule 80 Steel Heating Coil
- Electronic Ignition
- High Limit Temp. Control
- Pressure Relief Valve
- Triplex Belt Driven Pressure Pump
- Exclusive Low Pressure Manifold Plumbing
- JIC Fittings Assuring Leak Free Connections
- Stainless Steel Float Tank
- Calibrated Detergent Mixing Valve
- Soap Solenoid
- Trigger Gun Control
- Wire Braid Discharge Hose
- Quick Couple Stainless Steel Nozzles
- Fresh Water Automatic Shutoff

Optional Equipment

- Steam Combination (Not ETL Listed)
- 230 Volt 1PH (72-830/72-1012/72-1022)
- Two Gun Operation
- Single Remote Option
- Multi-Remote (Includes first remote & wiring for additional remotes)
- Additional Multi-Remotes
- Clutch Option
- K70-0005 12" Machine Stand
- K70-0007 40" Machine Stand
- K70-0014 Drip Pan Kit
- K70-0025 Leg Extensions



Model	GENERAL				ELECTRICAL			BURNER SYSTEM		DIMENSIONS/WEIGHT			
	GPM	PSI	HP	Drive	Volt	AMP	Ph.	BTU NG/LP	Stack Size	L	W	H	LBS.
72-605-S	6	500	4	Belt	230	20	1	880,000/841,544	5"CPVC	46"	60"	52.5"	1366
72-830	8	3000	15	Belt	230/440	60/40/20	1/3	480,000/459,024	4"CPVC	46"	60"	52.5"	1558
72-1012	10	1200	8/7.5	Belt	230/440	35/20/15	1/3	640,000/612,032	4"CPVC	46"	60"	52.5"	1437
72-1022	10	2200	15	Belt	230/440	60/40/20	1/3	640,000/612,032	4"CPVC	46"	60"	52.5"	1558
72-1030	10	3000	20	Belt	230/440	50/25	3	640,000/612,032	4"CPVC	46"	60"	52.5"	1599
72-1225	12	2500	20	Belt	230/440	50/25	3	880,000/841,544	5"CPVC	46"	60"	52.5"	1617
72-1230	12	3000	25	Belt	230/440	60/30	3	880,000/841,544	5"CPVC	46"	60"	52.5"	1655

73-HE SERIES

High Efficiency Pressure Washers - Stationary

The 73HE-Series pressure washer features a dual chamber dual control configuration that gives you

two machines in one! Operate at peak efficiency with multiple users.

Features

- ETL Listed
- Heavy Duty Totally Enclosed Steel Cabinet
- Heavy Duty Formed Steel Legs
- Automotive Quality Powdercoat Finish
- Easy Access Latching/Removable Steel Compartment Covers
- Watertight Electrical Panel
- Laminate High Visibility Control Panel Overlay
- Two Gun Operation w/Dual Outlets & Controls
- Dual Function Control Panel Design
- Dual Sets Diagnostic Control Monitoring Lights
- Hour Meter w/Break-In & Oil Change Alerts
- Dual Adjustable Temp. Control
- Automatic Shutdown Timer
- Low Water Shutoff Protection
- Patented AaLadin Exchange Technology
- Dual Combustion Chambers
- Exclusive Highly Efficient Combustion Chamber
- Dual Rear Exhaust Ports for 4" or 5" CPVC
- ASTM A53 Schedule 80 Steel Heating Coil
- Electronic Ignition
- High Limit Temp. Control
- Dual Pressure Relief Valves
- Dual Triplex Belt Driven Pressure Pumps
- Exclusive Low Pressure Manifold Plumbing
- JIC Fittings Assuring Leak Free Connections
- Stainless Steel Float Tank
- Calibrated Detergent Mixing Valves
- Soap Solenoid
- Trigger Gun Controls
- Wire Braid Discharge Hoses
- Dual Sets Quick Couple Stainless Steel Nozzles
- Clutch Drive
- Fresh Water Automatic Shutoff



Optional Equipment

- Steam Combination (Not ETL Listed)
- Single Remote Option
- Multi-Remote (Includes first remote & wiring for additional remotes)
- Additional Multi-Remotes
- K70-0005 12" Machine Stand
- K70-0007 40" Machine Stand
- K70-0014 Drip Pan Kit
- K70-0025 Leg Extensions



Model	GENERAL				ELECTRICAL			BURNER SYSTEM		DIMENSIONS/WEIGHT			
	GPM	PSI	HP	Drive	Volt	AMP	Ph.	BTU NG/LP	Stack Size	L	W	H	LBS.
73-830	8	3000	15	Belt	230/440	60/40/20	1/3	480,000/459,024	4"CPVC	46"	60"	52.5"	1608
73-1012	10	1200	8/7.5	Belt	230/440	35/20/15	1/3	640,000/612,032	4"CPVC	46"	60"	52.5"	1487
73-1022	10	2200	15	Belt	230/440	60/40/20	1/3	640,000/612,032	4"CPVC	46"	60"	52.5"	1608
73-1030	10	3000	20	Belt	230/440	50/25	3	640,000/612,032	4"CPVC	46"	60"	52.5"	1649
73-1225	12	2500	20	Belt	230/440	50/25	3	880,000/841,544	5"CPVC	46"	60"	52.5"	1667
73-1230	12	3000	25	Belt	230/440	60/30	3	880,000/841,544	5"CPVC	46"	60"	52.5"	1705

AaLadin

PRESSURE WASHERS

INDUSTRIAL COLD WATER SKIDS

Cold Water Pressure Washers

The **51-Series** are industrial grade cold water pressure washers that feature a single pump and a single control.

The **52-Series** are industrial grade cold water pressure washers that feature dual belt drives, dual pumps and dual controls that gives you two machines in one! Operate at peak efficiency with multiple users.



51-830-SS-C



52-830-CR-C



51-SERIES with Single Gun, Single Pump and Single Control

Model	GPM	PSI	HP	Drive	Pump	Nozzel	Hose
51-430-CR/SS	4	3000	16	Belt/Clutch	Triplex	0, 15, 25, 40, soap	3/8" x 50'
51-530-CR/SS	5	3000	16	Belt/Clutch	Triplex	0, 15, 25, 40, soap	3/8" x 50'
51-630-CR/SS	6	3000	18	Belt/Clutch	Triplex	0, 15, 25, 40, soap	3/8" x 50'
51-830-CR/SS	8	3000	23	Belt/Clutch	Triplex	0, 15, 25, 40, soap	3/8" x 50'

52-SERIES with Dual Gun, Dual Pump and Dual Control

Model	GPM	PSI	HP	Drive	Pump	Nozzel	Hose
52-630-CR/SS	6	3000	16	Belt/Clutch	Triplex	0,15,40, soap	3/8" x 50'
52-830-CR/SS	8	3000	16	Belt/Clutch	Triplex	0,15,40, soap	3/8" x 50'
52-1030-CR/SS	10	3000	18	Belt/Clutch	Triplex	0,15,40, soap	3/8" x 50'
52-1230-CR/SS	12	3000	23	Belt/Clutch	Triplex	0,15,40, soap	3/8" x 50'

120 ELIMINATOR

The Eliminator 120 is a supplemental heating source which produces 120,000 btus of free heat. The Eliminator 120 will burn almost any type of waste oil with the exception of synthetic oils. It will also burn diesel fuel and home heating oil. Burning your waste oil is a great way to save money and also eliminate the transportation costs and hazards associated with disposing of your waste oil. Service stations, garages and warehouses are excellent locations for our Eliminator 120.

Features

- Heavy Duty Powdercoated Cabinet
- Operation Light Panel
- Stainless Steel Pump
- Heavy Duty Steel Vaporizer Pan
- 15 Gal. Waste Oil Tank
- 110V Electrical Components
- 10 Gauge Steel Heat Chamber
- Control Box w/Integrated Circuit Board
- Hinged Chamber Door For Easy Access
- Patented Air Wand
- Hi/Low Thermostat
- 16" Hot Air Circulating Fan
- Squirrel Cage Combustion Fan



Model	GENERAL			ELECTRICAL				DIMENSIONS/WEIGHT				
	Radiation Surface	Oil Consumption Rate	Fuel Capacity	Volt	AMPP	h.	BTU	Exhaust Pipe	LW	HL	BS.	
120 Eliminator	Over 1000 Sq. Inch	.8 Gal./Hr.	15 Gal.	1153	.8	1	120,000	6" OD	30"	23"	42"	330

STANDS

Model	Description
K17-1002	40" Stand For 17-000
K17-1004	12" Stand For 17-000
K03-0077	40" Stand For 3000
K03-0078	12" Stand For 3000
K05-0051	40" Stand For 5000
K05-0053	12" Stand For 5000
K70-0004	12" Stand For 71-000
K70-0006	40" Stand For 71-000
K70-0025	9" Leg Extensions For 71-000, 72-000,73-000
K70-0005	12" Stand For 72-000, 73-000
K70-0007	40" Stand For 72-000, 73-000
K08-0006	12" Stand For 8000
K08-0005	40" Stand For 8000
K09-0019	40" Stand For 400 Powdercoated
K09-0019-S	40" Stand For 400 Stainless Steel

K09-0019
Shown with
400 Series
(Not Included)



K70-0007



K70-0006
Shown with 71-Series and
55 Gal. Drum (Not Included)

WHEEL KITS

Model	Description
K16-0001	10" 10 x 350 x 4 Silver
K16-00	10" 410 x 350 x 4 Flat Free Mag
K16-00	13" 13 x 500 x 6 Flat Free Mag
K04-0082	Wheel Kit For 42-000
K04-0022	4300 w/2 LP Tanks (Not included)
K04-0057-1	4300 Modified
K04-0057	Wheel Kit For 45-000



**FLAT FREE TIRES ON
MAG STYLE WHEELS**

MISCELLANEOUS

Model	Description
K16-0002	LP Bottle Kit For 16-000
K09-0017	Wall Hanging Kit For 400 Powdercoated
K09-0017-S	Wall Hanging Kit For 400 Stainless Steel
K09-0018	Wheel Cart Kit For 400



K09-0017
Shown with 400 Series
(Not Included)



K09-0018
Shown with 400 Series
(Not Included)



PRESSURE WASHER STANDS & CARTS

A-FRAME REELS

Heavy duty features that perform under any application. Some uses include:

- Portable Compressors • Power Washers • Orchards/Tree Spraying
- Industrial Plants • Roofing Contractors • Pest Control/Pesticide
- Nurseries/ Greenhouses • Steam Cleaning • Hotels, Resorts & Restaurants
- Agricultural Fertilizers & Herbicides • And more!



Features

- Friction Brakes
- Heavy Duty Super Swivel
- Lock Pin
- Easy Turn Handle
- Nyrin Mount
- Predrilled Mounting Holes
- Stainless Steel or Durable Powdercoat Finish

Options

- 1/2" Low Pressure Brass Plumbing
- 3000 PSI Stainless Steel Plumbing w/Nickel Plated Swivel
- 4000 PSI Stainless Steel Plumbing w/Nickel Plated Swivel
- 1/2" Stainless Steel Super Swivel
- All Stainless Steel Plumbing, Swivel & Fasteners

Model	HOSE CAP. IN FT.		ALL DIMENSIONS IN INCHES											
	Size	3/8"	1/2"	A	B	C	D	E	F	G	H	I	Net	Ship
K01-0105(-1)*-A	8"	160	100	20.5	16.5	18.5	7.5	6	12.5	11.5	9.875	7.5	19	25
K01-0106(-1)*-A	12"	300	200	25.75	16.5	18.5	12	6	12.5	16	14.375	7.5	21	27
K01-0107(-1)*-A	18"	450	325	31.75	16.5	18.5	18	6	12.5	22	20.375	7.5	25	31
K01-0108(-1)*-A	22"	550	400	35.75	16.5	18.5	22	6	12.5	26	24.375	7.5	27	33

Model	HOSE CAP. IN FT.		ALL DIMENSIONS IN INCHES										
	Size	3/4"	A	B	C	D	E	F	G	H	I	Net	Ship
K01-0105(-1)*-3/4-A	8"	80	20.5	16.5	18.5	7.5	6	12.5	11.5	9.875	7.5	19	25
K01-0106(-1)*-3/4-A	12"	150	25.75	16.5	18.5	12	6	12.5	16	14.375	7.5	21	27
K01-0107(-1)*-3/4-A	18"	225	31.75	16.5	18.5	18	6	12.5	22	20.375	7.5	25	31
K01-0108(-1)*-3/4-A	22"	275	35.75	16.5	18.5	22	6	12.5	26	24.375	7.5	27	33



*(-1) Denotes a Stainless Steel Finish

NON SWIVEL REELS

Built tough and cost effective. Our fixed reels fit the bill for many applications.



Regular Features

- 4000 PSI Working Pressure
- 325° Max. Temp.
- Easy Turn Crank Handle
- 1/2" Schedule 80 Plumbing
- Super Swivel Union
- Adjustable Drag Brake
- Durable Powdercoat Finish

Model	Description
KSE-1024-A	Slide In Arm & Jumper Hose
KSE-1025-A	Mount Block Kit & Jumper Hose
KSE-1026-A	Drop In Arm & Jumper Hose



Model	Description
K01-5000-A	Lower Cost 50' Cap.
K01-5001-A	Lower Cost 100' Cap.
K01-5002-A	Lower Cost 150' Cap.
K01-5003-A	Lower Cost 200' Cap.

Model	Description
KSE-1001-A	Mini Reel w/Flat Surface Mount 100' Cap.
KSE-2000-A	Mini Reel w/Flat Surface Mount 200' Cap.
KSE-3000-A	Mini Reel w/Flat Surface Mount 300' Cap.




Model	Description
K01-7000-A	Max Pressure w/Flat Surface Mount 100' Cap.
K01-7001-A	Max Pressure w/Flat Surface Mount 200' Cap.
K01-7002-A	Max Pressure w/Flat Surface Mount 300' Cap.

7000 Features

- 4000 PSI Working Pressure
- 325° Max. Temp.
- Steel Frame & Spindle
- Heavy Duty Spring Lock Pin
- 1/2" Schedule 80 Plumbing
- Super Swivel Union
- Adjustable Drag Brake
- Durable Powdercoat Finish

SWIVEL REELS

These made in the USA reels are built tough to make sure they are up to any task. Not only will they decrease your frustration with the elimination of the need to untangle hoses, your hoses will last longer due to less wear. Minimal assembly time and a non-kink hose attachment will make using these reels headache free.



**New Non-Kink
Hose Attachment**

Model	Description
KSE-2029-A	100' Swivel Reel w/Slide In Arm w/Jumper Hose & Coupler
KSE-2024-A	100' Swivel Reel w/Slide In Arm (Standard)
KSE-2025-A	100' Swivel Reel w/Drop In Arm
KSE-2026-A	100' Swivel Reel w/Mount Block Kit
KSE-2027-A	100' Swivel Reel w/Wall Mount
KSE-2028-A	100' Swivel Reel w/Flat Surface Mount
KSE-2030-A	100' Swivel Reel w/Slide In Arm (Long Arm)

Model	Description
KSE-0306-A	150' Swivel Reel w/Slide In Arm w/Jumper Hose & Coupler
KSE-0307-A	150' Swivel Reel w/Slide In Arm w/Coupler & Extended Jumper Hose (41-Series)
KSE-0310-A	150' Swivel Reel w/Slide In Arm (Standard)
KSE-0305-A	150' Swivel Reel w/Slide In Arm (Long)
KSE-0206-A	200' Swivel Reel w/Slide In Arm (Standard)
KSE-0301-A	150' Swivel Reel w/Mount Block Kit
KSE-0300-A	150' Swivel Reel w/Drop In Arm
KSE-0207-A	200' Swivel Reel w/Drop In Arm
KSE-0308-A	300' Swivel Reel w/Drop In Arm
KSE-0303-A	150' Swivel Reel w/Flat Surface Mount
KSE-0209-A	200' Swivel Reel w/Flat Surface Mount
KSE-0309-A	300' Swivel Reel w/Flat Surface Mount
KSE-0302-A	150' Swivel Reel w/Wall Mount
KSE-0208-A	200' Swivel Reel w/Wall Mount
KSE-0312-A	300' Swivel Reel w/Wall Mount

Features

- Adjustable Friction Brake
- Super Swivel
- Spring Loaded Lock Pin
- Multi Position Collar w/ Spring Lock Pin
- Durable Powdercoat Finish
- Easy Turn Handle
- Hose Guide
- Hose Holder (200' + models)
- Double Bearing Design
- Locking Collar Shaft
- Smooth Radius Bent Arm

STEEL FRAME REELS

These extra durable reels are all available in both electric and hand crank models. They can also be custom built to suit any unusual application.

(P) = Powdercoated Reel (S) = Stainless Steel Reel

1/2" Hand Crank Models:

Model	Description
(P/S) 18-8H-A	8" 1/2" Plumbing Hand Crank
(P/S) 18-12H-A	12" 1/2" Plumbing Hand Crank
(P/S) 18-18H-A	18" 1/2" Plumbing Hand Crank
(P/S) 18-22H-A	22" 1/2" Plumbing Hand Crank

Features

- Powdercoat or Stainless Steel Finish
- Heavy Duty Spring Brake
- Lock Pin
- Heavy Sprocket & Chain Drive
- Super Swivel
- Top Quality Motors
- Heavy Gauge American Steel
- Solid Cross Bow Stabilizers
- Optional Reversible Inlet
- 325° Max. Heat Rating
- Pressure up to 4000 PSI
- 24 & 120 Volt Options
- Durable Sealed Ball Bearings



1/2" Hand Electric Models:

Model	Description
(P/S) 18-8E-A	8" 1/2" Plumbing Electric Rewind
(P/S) 18-12E-A	12" 1/2" Plumbing Electric Rewind
(P/S) 18-18E-A	18" 1/2" Plumbing Electric Rewind
(P/S) 18-22E-A	22" 1/2" Plumbing Electric Rewind

1" Hand Crank Models:

Model	Description
(P/S) 18-10H-A-A	10" 1" Plumbing Hand Crank
(P/S) 18-16H-A-A	16" 1" Plumbing Hand Crank
(P/S) 18-22H-A-A	22" 1" Plumbing Hand Crank
(P/S) 23-16H-A-A	16" 1" Plumbing Hand Crank
(P/S) 23-22H-A-A	22" 1" Plumbing Hand Crank

1" Hand Electric Models:

Model	Description
(P/S) 18-10E-A-A	10" 1" Plumbing Electric Rewind
(P/S) 18-16E-A-A	16" 1" Plumbing Electric Rewind
(P/S) 18-22E-A-A	22" 1" Plumbing Electric Rewind
(P/S) 23-16E-A-A	16" 1" Plumbing Electric Rewind
(P/S) 23-22E-A-A	22" 1" Plumbing Electric Rewind

Aaladin

ACCESSORIES - HOSE REELS

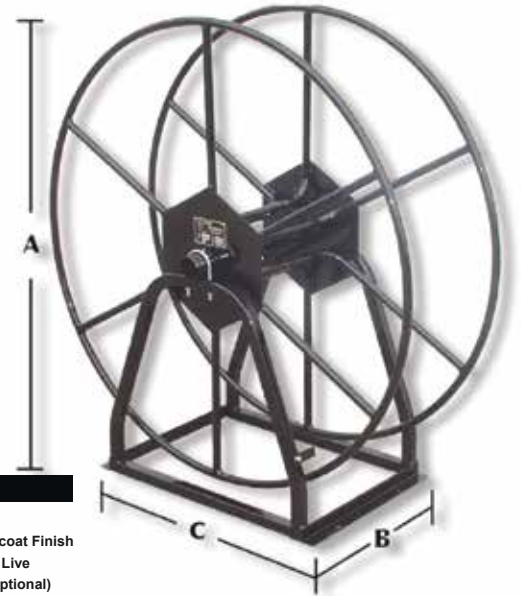
VACUUM REELS

Lengthen the life of your vacuum hoses by protecting them on a reel, all while avoiding the headache of tangled up hoses!

Model	Capacity	A	B	C
29-200001-A	150'	38"	20.5"	35"
29-200002-A	200'	38"	24.5"	35"
29-200000-A	250'	51"	20"	49"
29-200004-A	300'	51"	24"	49"
29-200003-A	400'	51"	36"	49"

Model	Description
KSE-3003-A	Conversion Kit for Live Vacuum

- Features**
- Heavy Duty Steel
 - 7/8" Round Steel tubing on reel
 - Durable Powdercoat Finish
 - 1 1/4" Square Steel Tube Base
 - Upgradable to a Live Solution Reel (Optional)
 - Greasable Bushings



REEL ACCESSORIES

So you have a reel, now what?

Not only do we build industry leading reels, we manufacture a full line of accessories to complement your system.

You can save room on your trailer or truck bed with our stack kit or save time and energy moving your hose around with the cart or handle kits.

The options are endless!

Reel Stack Kit



Model	Description
K01-0149-A	For 8" Reels
K01-0150-A	For 12" Reels
K01-0151-A	For 18" Reels
K01-0152-A	For 22" Reels
K01-0155-A	For K01-7000 Reels
K01-0155-1-A	For K01-7001 Reels
K01-0155-2-A	For K01-7002 Reels


Reel Hand Carry Kit



Model	Description
K01-1010-A	For 100' Mini Reel
K01-1011-A	For 8" Reels

Reel Cart Kit

Model	Description
K01-0162-A	For 8" Reels
K01-0160-A	For 12" Reels
K01-0163-A	For 18" Reels
K01-0164-A	For 22" Reels



Hose Reel Display Stand

Model	Description
K01-0000-A	Stand
K01-0105-A	8" Painted Reel (A)
K01-1024-A	100' Mini w/Slide-in Arm (B)
K01-1001-A	100' Mini w/Flat Surface Mount (C)
K01-0310-A	150' Swivel Reel w/Slide-in Arm (D)
K01-2026-A	100' Swivel Reel w/Block Mount Kit (E)

UNDERCARRIAGE CLEANER

- Is your vehicle prematurely showing rust or signs of wear?
- Is the first impression of your company not what it could be due to the look of your equipment?
- Are you experiencing downtime due to unseen damage?
- Are your repair costs inflated because of salt & chemicals corroding your vehicle?
- Are you sore from bending and reaching under your vehicle with a wand?
- Are you frustrated that no matter what - wands won't reach everywhere?


If so, prolong the life of your vehicle and keep it looking great with our Undercarriage Cleaner! Effortlessly wash away damaging debris from the bottom of your vehicle!

Perfect for personal vehicles, truck fleets, buses, lawn and garden equipment, tractors... the uses are endless!

- Great for cutting salt, grease & mud from under your vehicle, helping you avoid costly repairs
- Needs only 5 1/2" clearance allowing you to clean under the lowest profile equipment
- Fully adjustable for a comfortable fit so you can avoid pain & fatigue
- 4000 PSI at 250° rated so you can tackle the toughest jobs
- Built USA tough!
- All stainless steel available

Model	Wheels/Skid	Handle
ASE-0019-A	(2) 4" Wheels	Standard Handle
ASE-0019-4-A	(2) 4" Wheels	Longer Handle
ASE-0019-7-A	(2) 10" Wheels	Standard Handle
ASE-0019-7SS	(2) 10" Wheels All Stainless Steel	Standard Handle
ASE-0019-6-A	(2) 10" Wheels	Longer Handle
ASE-0019-11-A	(2) 13" Wheels	Longer Handle
ASE-0019-15-A	(4) 4" Wheels	Standard Handle
ASE-0019-17-A	(2) 10" Wheels Front Caster	Standard Handle
KSE-0019-A	Grate Skid Kit	N/A

4 Wheel Model



Standard



10" Flat Free Wheels

Grate Skid Kit



SPINNER MODELS

- Are you seeing higher labor costs due to the extra time it takes to clean with a wand?
- Are you experiencing fatigue because of cumbersome equipment?
- Are you losing repeat business due to dissatisfied customers as a result of uneven striping from the use of a wand?
- Is your building or grounds viewed as second rate due to cleanliness?
- Have you had injuries or complaints because of grease/oil/debris on the ground?

As you can see, the Surface Spinner clearly cleans better. Not only that, it does it more efficiently - trials show up to 66% faster!

Using an AaLadin Surface Spinner will:

Save you time and effort. Save you money. Keep customers coming back. Insure a clean and safe facility.

Standard Fixed Height

Model	Handles Available	Diameter	Spray Arms	Union
ASE-0006-A (U) (I)	Straight/U/In-Line Trigger	24"	2	Talon
ASE-0003-A (U) (I)	Straight/U/In-Line Trigger	24"	2	Deublin
ASE-0003-3-A (U) (I)	Straight/U/In-Line Trigger	24"	3	Deublin
ASE-0003-4-A (U) (I)	Straight/U/In-Line Trigger	24"	4	Deublin
ASE-0007-A (U) (I)	Straight/U/In-Line Trigger	30"	2	Talon
ASE-0004-A (U) (I)	Straight/U/In-Line Trigger	30"	2	Deublin
ASE-0004-3-A (U) (I)	Straight/U/In-Line Trigger	30"	3	Deublin
ASE-0004-4-A (U) (I)	Straight/U/In-Line Trigger	30"	4	Deublin




Our adjustable height surface cleaner will offer you the versatility to clean multiple surface types without damaging them. Adjust the spray wands lower to clean hard durable surfaces, adjust them higher to reduce the impact on softer more sensitive surfaces. Great for contract cleaners that work on many different surfaces.



30" Height Adjustable

Model	Diameter	Spray Arms	Union	Handle
ASE-0001-A	30"	2	Deublin	Straight
ASE-0001U-A	30"	2	Deublin	U
ASE-0001I-A	30"	2	Deublin	In-Line Trigger Gun
ASE-0001-3-A	30"	3	Deublin	Straight
ASE-0001U-3-A	30"	3	Deublin	U
ASE-0001I-3-A	30"	3	Deublin	In-Line Trigger Gun
ASE-0001-4-A	30"	4	Deublin	Straight
ASE-0001U-4-A	30"	4	Deublin	U
ASE-0001I-4-A	30"	4	Deublin	In-Line Trigger Gun



Handle Types

Model	Description
(A)	Straight
(B)	In-Line Trigger Gun
(C)	"U"

LITTLE FLOATER

These small, lightweight Spinners “float” over the surface - just like a hovercraft - so using a Little Floater is easy on the operator!

The Little Floater works with your pressure washer in two ways:

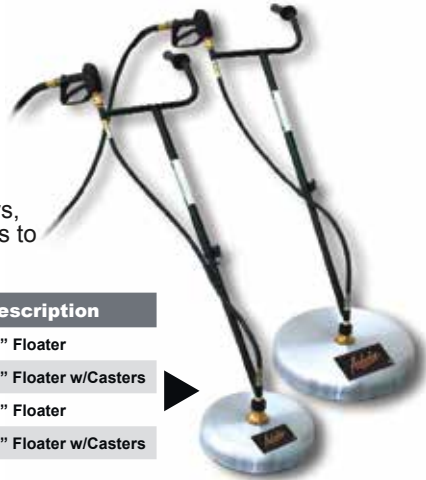
- The force generated by your pressure washer spins two spray nozzles at high speed which maximizes cleaning on many different types of surfaces.
- The pressure generated by the spray creates the “floating” action!

Little Floaters are ideal for small spaces and uneven surfaces: sidewalks, driveways, pool decks, patios, roofs, etc. The applications are endless and there are no wheels to hang up in small spaces or as the surface changes. • Competitively priced!

Features:

- Heavy duty 12” or 16” floating aluminum deck
- Lightweight
- 3000 PSI Max. • 200° F max. temp. • Balanced spray bar
- Heavy duty construction • 2 piece detachable handle for easy storage
- Heavy duty nylon brush • Powder coat painted handle
- Removable spray tips • Brass swivel • Available with 2 spray arm assemblies only

Model	Description
ASE-0010-A	12” Floater
ASE-0010-C-A	12” Floater w/Casters
ASE-0011-A	16” Floater
ASE-0011-C-A	16” Floater w/Casters



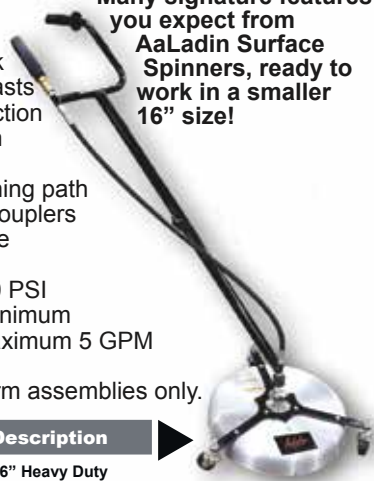
HEAVY DUTY/FLIGHT

16” Heavy Duty

At just 16 lbs., it’s as lightweight as a poly-deck surface spinner, but it boasts durable all-metal construction and a corrosion-free spun aluminum deck.

- Features:**
- Full 16” cleaning path
 - Trigger gun with quick-couplers
 - 3/8” Quick coupler nipple
 - 2 Nozzle spray arms
 - Minimum pressure 1500 PSI maximum 4000 PSI • Minimum flow rate 2 1/2 GPM, maximum 5 GPM
 - Three 2” caster wheels
- Available with 2 spray arm assemblies only.

Many signature features you expect from Aaladin Surface Spinners, ready to work in a smaller 16” size!



Model	Description
ASE-0018-A	16” Heavy Duty

Flight 24” & 30”

This more economical line features the smart handle configuration, lighter weight deck and 10” rear tires. That means more maneuverability and less back strain!



Model	Dia.	Union
ASE-0017-A	24”	Talon
ASE-0017T-A	24”	Talon
ASE-0017U-A	24”	Mosmatic
ASE-0022-A	30”	Talon
ASE-0022T-A	30”	Talon

ACCESSORIES



Part	Description
(A) BNH-0001 24” ESE-0004 30”	Straight Handle
(B) BLK-0002	In-Line Handle
(C) BLK-0001	“U” Handle
(D) 12” BSE-1003 16” BSE-1007 24” BSE-0081 30” BSE-0082	Brush Skirt Set
(E) 29-143005	3 Port Manifold
(F) 29-143006	4 Port Manifold
(G) E01-0370	Pistol Lance
(H) 10” 12-152000 13” 12-152100	Flat Free Tires w/Mag Wheels
(I) 29-143000	2 Port Manifold
(J) 24” Talon- ENH-0005 30” Talon- ENH-0006 24” Deublin- ESE-0006 30” Deublin- ESE-0005	Spray Arm Replacement
(K) 01-171500	Deublin Swivel
(L) 01-171608	Talon Swivel
(M) KSE-0003	For 24”/30” Plates & Pop rivets Included

FURY 2400 DTL/DHTL

A vacuum system & hot high pressure cleaning system in ONE COMPLETE PACKAGE!

The Fury vac captures up to 98% of water and chemicals used with no run off or damage to the surroundings!

- Use independently as a vacuum unit, or with the hot high pressure washer
- Capable of cleaning and water recovery out to 600' from machine
- Use indoors or out with no overspray and no containment problems

Featuring:

- Powder coat paint • Heavy duty steel frame and cabinet, insulated to reduce noise emissions • 4 Removable panels for easy service access
- Forklift pockets for easy maneuverability • 50HP Isuzu diesel engine
- 16 Gal. fuel tank • Belt driven positive displacement vacuum blower
- 12" Hg operating vacuum • Maximum 24" cleaning tool size • 600' Maximum hose length w/16" tool, 300' w/24" tool • Vacuum gauge w/ high vacuum shutdown • Hour meter, amp meter and oil pressure gauge
- Electric centrifugal waste pump • 2" Vacuum port size • 1750 lbs. • 200 Micron filter bag



Model	Part #	Flow/PSI	Water Heater Volt	Heaters Included	Max. Air Flow
2400DTL	ASE-5200-A	5.5 / 3000	N/A	0	330 CFM
2400DHTL	ASE-5300-A	5.5 / 3000	12 VDC	1	330 CFM
2400DHTL	ASE-5400-A	5.5 / 3000	120 VAC	1	330 CFM
2400DTL	ASE-5500-A	5.5 / 3000	N/A	0	475 CFM
2400DHTL	ASE-5600-A	5.5 / 3000	120 VAC	1	475 CFM
2400DHTL	ASE-5903-A	10 / 3000	12 VDC	2	475 CFM

FURY 2400

Gasoline powered vacuum system for use with existing hot or cold pressure washer!

Featuring:

- Powder coat paint • Heavy duty steel frame • Stainless steel control panel • Forklift pockets for easy maneuverability • 7Gal. fuel tank
- 12" Hg operating vacuum • 200 Micron filter bag • 2" Vacuum port
- Hour meter • 20 GPM max. waste pump flow rate • Machine weights beginning at 700 lbs. • Vacuum gauge with high vacuum shutdown
- Belt driven positive displacement vacuum dual or tri-lobe blowers
- Belt-driven centrifugal automatic waste pump • Optional caster wheels



Model	Part #	Engine	Max. Air Flow	Tool Size	Vac Recovery Distance
2400SE	ASE-2100-A	16HP Briggs/Vanguard	250 CFM	16"	200'
2400	ASE-2800-A	24HP Honda V-Twin	330 CFM	24"	600' w/(1) 16" tool 300' w/(1) 24" tool
2400	ASE-2908-A	23HP Briggs/Vanguard	330 CFM	24"	600' w/(1) 16" tool 300' w/(1) 24" tool
2400	ASE-2903-A	30HP Kohler Command Pro	475 CFM	2 @ 16" 1 @ 24"	300' w/(2) 16" tool 600' w/(1) 16" tool 300' w/(1) 24" tool
2400	ASE-2904-A	38HP Kohler Command Pro	475 CFM	2 @ 16" 1 @ 24"	same as ASE-2903
2400	ASE-2905-A	30HP Kohler Command Pro (Includes 4000W Generator)	475 CFM	2 @ 16" 1 @ 24"	same as ASE-2903

FURY 2400 CVU

Are you tired of heavy, large systems filling up your rig? Smaller footprint and lighter weight system WITHOUT compromising on cleaning power is your solution! Our Fury 2400CVU system packs a punch with many of the same features of our larger units and easy access to all maintenance points.

Featuring:

- Powder coat paint • Belt driven positive displacement blower • Oil level sight glass
- Oil bath gear end • Heavy duty vac relief valve
- Extra quiet MagnaFlo blower silencer
- Vacuum gauge • Cam lever hose couplings
- Heavy duty 7 gauge frame • Tuthill blower
- 25" x 36" x 29" Frame
- 12" Operating vacuum

Model	Part #	Engine	Max. Air Flow	Tool Size	Vac Recovery Distance
2400CVU	ASE-3102-A	9HP Honda Recoil	235 CFM	16"	300'
2400CVU	ASE-3103-A	9HP Honda Elect. Start	235 CFM	16"	300'
2400CVU	ASE-3104-A	16HP Vanguard Elect. Start	355 CFM	16"/24"	(2) 16" @ 300' or (1) 24" @ 600'
2400CVU	ASE-3105-A	20HP Honda Elect. Start	355 CFM	16"/24"	(2) 16" @ 300' or (1) 24" @ 600'
2400CVU	ASE-3106-A	23HP Vanguard Elect. Start	450 CFM	(2) 24"	(2) @ 300' or (1) @ 600'
2400CVU	ASE-3107-A	24HP Honda Elect. Start	450 CFM	(2) 24"	(2) @ 300' or (1) @ 600'
2400CVU	ASE-3114-A	35HP Vanguard Elect. Start	750 CFM	(2) 24"	(2) @ 400'

Model	Part #	Description
Cart Kit for 2400CVU	KSE-2400	Flat Free Tires Powdercoat Steel Frame
16" Stand for 2400CVU	KSE-8000	16" Tall Powdercoat Steel



Cart Kit



16" Stand

VAC TOOLS & ACCESSORIES

Part #	Tool Size	Max. Pressure	Flow	Max. Temp.	Max. RPM	Lbs.	Min. Req. CFM
ASE-0150	11"	4000	5 GPM	200° F	2000	14	100
ASE-0120	16"	4000	8 GPM	200° F	2000	35	200
ASE-0140	24"	4000	8 GPM	200° F	2000	52	300



Part	Description
(A) K01-2500-A	X-11 Waste Water Recycle System
(B) 11-115021	3/8" High Pressure Hose
(C) TU48BK	Sand Tube
(D) 29-200001-A (See Reels)	Vac Hose Reels
(E) K01-2458-A	Primary Separation Tank For 2400DTL/2400DHTL
(E) K01-2450-A	Primary Separation Tank For 2400SE/2400
(E) ASE-3201-A	Primary Separation Tank For 2400CVU
(F) K01-2515	Vacuum Disk
(G) 11-195010	Vacuum Hose
(H) VB 5	Vacu-boom

Aaladin

ACCESSORIES - VACUUM SYSTEMS

WAND HOLDERS

Wand Holders - Non-Flexible Wall Mount

Part #	Description
18-403025	6" x 2 1/2" Dia. Stainless Steel
18-403030	17" x 2 1/2" Dia. Stainless Steel
18-403035	22" x 2 1/2" Dia. Stainless Steel



Wand Holders - For Flexible Wands

Part #	Description
18-403040	26" Stainless Steel Wall Mount w/Bumper & Weep
18-403045	26" Stainless Steel Floor Mount w/Bumper & Weep

Wand Holders - Brush Brackets

Part #	Description
18-405018	2 Prong Brush Hook



MAT HOLDERS

Mat Holders - Clamps

Part #	Description
18-405080	Channel Type Clamp w/Red Bumper
18-405081	Channel Type Clamp w/Blue Bumper

Mat Holders - Parts

Part #	Description
18-405082	Decal for Red Clamp
18-405083	Decal for Blue Clamp
18-405084	Spring For Clamp
18-405085	Bumper for Red Clamp
18-405086	Bumper for Blue Clamp



18-405082 Red
18-405083 Blue



FOAMERS

Foamers - Parts

Part #	Description
18-405052	O-Ring & Filter Kit
18-405053	31' & 33' Suction Line Shut Off & Chemical Strainer
18-405054	Orifice, 1.25mm - 3.5 GPM
18-405055	Orifice, 1.5mm - 5.0 GPM
18-405056	Orifice, 1.7mm - 6.5 GPM
18-405057	Replacement Bottle

Foamers - Lances & Kits

Part #	Description
18-405050	Spray Foamer 1.8-5.3 GPM 1,100-5,000PSI 140° F Max Temp
18-405051	Spray Foamer Kit 2.5-5.6 GPM 3,000-5,000 PSI 250° F Max Temp



BOOMS

Booms - Rigid Ceiling

(A) All - Stainless Steel 4000 PSI
250° F Max Temp. 360° Max Rotation

Part #	Description
18-404000	1/4" F - 1/4" M x 63"
18-404001	1/4" F - 1/4" M x 69"
18-404002	1/4" F - 1/4" M x 79"
18-404003	1/4" F - 3/8" M x 63"
18-404004	1/4" F - 3/8" M x 69"
18-404005	1/4" F - 3/8" M x 79"

Booms - Flexible Ceiling

(B) All - Stainless Steel 4000 PSI
250° F Max Temp. 360° Max Rotation

Part #	Description
18-404006	1/4" F - 1/4" M x 63"
18-404007	1/4" F - 1/4" M x 69"
18-404008	1/4" F - 1/4" M x 79"
18-404009	1/4" F - 1/4" M x 99"
18-404010	1/4" F - 1/4" M x 118"
18-404011	1/4" F - 3/8" M x 63"
18-404012	1/4" F - 3/8" M x 69"
18-404013	1/4" F - 3/8" M x 79"
18-404014	1/4" F - 3/8" M x 99"
18-404015	1/4" F - 3/8" M x 118"

Booms - Economy

(C) All - Stainless Steel 4000 PSI
250° F Max Temp. 360° Max Rotation

Part #	Description
18-404036	1/4" F - 1/4" M x 66"
18-404037	1/4" F - 3/8" M x 79"

Booms - Flexible Wall

(D) All - Stainless Steel 4000 PSI
250° F Max Temp. 180° Max Rotation

Part #	Description
18-404022	1/4" F - 1/4" M x 63"
18-404023	1/4" F - 1/4" M x 69"
18-404024	1/4" F - 1/4" M x 79"
18-404025	1/4" F - 1/4" M x 99"
18-404026	1/4" F - 1/4" M x 118"
18-404027	1/4" F - 3/8" M x 63"
18-404028	1/4" F - 3/8" M x 69"
18-404029	1/4" F - 3/8" M x 79"
18-404030	1/4" F - 3/8" M x 99"
18-404031	1/4" F - 3/8" M x 118"

Booms - Rigid Ceiling "Z"

(E) All - Stainless Steel 4000 PSI
250° F Max Temp. 360° Max Rotation

Part #	Description
18-404034	1/4" F - 1/4" M x 61"
18-404035	1/4" F - 3/8" M x 61"

Booms - Rigid Wall

(F) All - Stainless Steel 4000 PSI
250° F Max Temp. 180° Max Rotation

Part #	Description
18-404016	1/4" F - 1/4" M x 63"
18-404017	1/4" F - 1/4" M x 69"
18-404018	1/4" F - 1/4" M x 79"
18-404019	1/4" F - 3/8" M x 63"
18-404020	1/4" F - 3/8" M x 69"
18-404021	1/4" F - 3/8" M x 79"

Booms - Flexible Ceiling "Z"

(G) All - Stainless Steel 4000 PSI
250° F Max Temp. 360° Max Rotation

Part #	Description
18-404032	1/4" F - 1/4" M x 61"
18-404033	1/4" F - 3/8" M x 61"




BRUSHES

Brushes - Assorted Heads

Part #	Description
18-405006	(A) 4 1/4" Tire & Wheel Brush
18-405008	(B) 8" Automotive Soft Split-Tip Nylon Brush
18-405009	(C) 10" Automotive Soft Split-Tip Nylon Brush
18-405010	(D) 10" Tri-Level Soft Split-Tip Nylon Brush
18-405014	(E) 14" Tri-Level Soft Split-Tip Nylon Brush
18-405011	(F) 8" Concrete Truck Split-Tip Acid Resistant
18-405012	(G) 10" Concrete Truck Split-Tip Acid Resistant
18-405013	(H) 10" Concrete Truck Grill & Wheel Tri-Level Soft Split-Tip Nylon Brush
18-405007	(I) Foam Rubber Window Squeegee
18-405015	(J) 36" Curved Double-Edged Floor Squeegee w/60" Wood Handle & Bracing
18-405016	(K) 30" Straight Double-Edged Floor Squeegee w/60" Wood Handle & Bracing
18-405017	(L) 24" Heavy Duty Floor Scrubbing Broom Medium Stiff Solvent Resistant w/60" Wood Handle & Bracing

Brushes - Handles

Part #	Description
18-405000	(M) 60" Laquered Wood
18-405002	(N) 72" Laquered Wood
18-405004	(O) 4'-8' Extendable HD Fiberglass w/Dual Lock
18-405005	(P) 6'-12' Extendable HD Fiberglass w/Dual Lock



Aaladin

ACCESSORIES - WASH BAY

Bushings

Bushings - Hex Galvanized



01-101503

Part #	MNPT x FNPT
01-101003	1/4" x 1/8"
01-101103	3/8" x 1/8"
01-101203	3/8" x 1/4"
01-101303	1/2" x 1/8"
01-101403	1/2" x 1/4"
01-101503	1/2" x 3/8"
01-101903	3/4" x 1/2"
01-102000	1" x 3/4"

Bushings - Hex Brass



01-101505

Part #	MNPT x FNPT
01-101105	3/8" x 1/8"
01-101205	3/8" x 1/4"
01-101305	1/2" x 1/8"
01-101405	1/2" x 1/4"
01-101505	1/2" x 3/8"

Bushings - Hex Plastic



01-101507

Part #	MNPT x FNPT
01-101507	1/2" x 3/8"
01-102005	1" x 1/2"
01-102007	1" x 3/4"

Bushings - Hex Bronze



01-101906

Part #	MNPT x FNPT
01-101508	1/2" x 3/8"
01-101900	3/4" x 1/4"
01-101904	3/4" x 1/8"
01-101906	3/4" x 1/2"
01-102006	1" x 3/4"

Bushings - Hex Stainless Steel



01-101506

Part #	MNPT x FNPT
01-101106	3/8" x 1/8"
01-101506	1/2" x 3/8"
01-101907	3/4" x 1/2"
01-102505	1 1/2" x 3/4"
01-102517	1 1/2" x 1"

Bushings - Hex Black



01-102001

Part #	MNPT x FNPT
01-101510	1/2" x 3/8"
01-101901	3/4" x 1/2"
01-102001	1" x 3/4"
01-102102	1 1/4" x 1/2"

Bulkheads

Bulkheads - Hex Brass



01-103001

Part #	Description
01-103000	3/8" FNPT
01-103001	1/2" FNPT

Bulkheads - Hex Poly



01-103005

Part #	Description
01-103005	1" FNPT 1 7/8" Hole
01-103006	1/2" FNPT 1 3/8" Hole

Bulkheads - Hex Zinc Plated



01-401802



01-401803

Part #	Description
01-401802	1/2" Straight Adapter JIC
01-401803	Locking Nut For 1/2" JIC
01-401806	3/8" Straight Adapter JIC
01-401807	Locking Nut 3/8" JIC

Elbows

45° Elbows - Schedule 40



01-121303

Part #	FNPT
01-121103	1/4"
01-121203	3/8"
01-121303	1/2"

45° Elbows - Heavy Duty



Part #	FNPT
01-121304	1/2"

90° Elbows - Schedule 40



01-111303

Part #	FNPT
01-111003	1/8"
01-111103	1/4"
01-111203	3/8"
01-111303	1/2"
01-111403	3/4"
01-111503	1"

90° Elbows - Schedule 80



01-111304

Part #	FNPT
01-111204	3/8" Plated
01-111210	3/8" Plated Extra Heavy Duty
01-111304	1/2" Plated
01-111404	3/4" Plated
01-111312	1/2" Unplated

90° Elbows - Black



01-111401

Part #	FNPT
01-111301	1/2"
01-111401	3/4"
01-111501	1"
01-111701	1 1/2"
01-122501	2 1/2"
01-122601	3"
01-211600	1 1/4" FNPT x 1 1/2" FNPT

90° Elbows - Stainless Steel Schedule 80



Part #	FNPT
01-111309	1/2"

Elbows Cont.

90° Elbows - Stainless Steel Schedule 40



01-111306

Part #	FNPT
01-111207	3/8"
01-111306	1/2"
01-111407	3/4"
01-111702	1 1/2"
01-111802	3"
01-122506	2 1/2"

90° Elbows - Brass



01-111305

Part #	FNPT
01-111205	3/8"
01-111208	3/8" Heavy Duty
01-111305	1/2"
01-111308	1/2" Heavy Duty



01-111308

90° Elbows - Bronze



Part #	FNPT
01-111406	3/4"

90° Elbows - JIC 37°



01-111213

Part #	Description
01-111211	3/8" JIC x 3/8" MNPT
01-111212	3/8" JIC x 3/8" FNPT
01-111213	3/8" JIC x 1/2" FNPT
01-111313	1/2" JIC x 1/2" MNPT
01-111314	1/2" JIC x 1/2" FNPT

45° Street Elbows



01-141303

Part #	FNPT x MNPT
01-141103	1/4" x 1/4"
01-141303	1/2" x 1/2"
01-141403	3/4" x 3/4"

45° Street Elbows- Heavy Duty



Part #	FNPT x MNPT
01-141304	1/2" x 1/2"

90° Street Elbows - Schedule 80



01-131104

Part #	FNPT x MNPT
01-131104	1/4" x 1/4"
01-131204	3/8" x 3/8" Heavy Duty
01-131210	3/8" x 3/8" Extra Heavy Duty
01-131302	1/2" x 1/2" Parker
01-131304	1/2" x 1/2" Heavy Duty
01-131402	3/4" x 3/4" Parker



01-131304

90° Street Elbows - Black



01-131401

Part #	FNPT x MNPT
01-131401	3/4" x 3/4"
01-141801	1 1/2" x 1 1/2"
01-141803	2 1/2" x 2 1/2"

90° Street Elbows - Stainless Steel



01-131306

Part #	FNPT x MNPT
01-131306	1/2" x 1/2"
01-131407	3/4" x 3/4"
01-141800	1 1/2" x 1 1/2"
01-141806	2 1/2" x 2 1/2"
01-131202	3/8" X 3/8"

90° Street Elbows - Brass



01-131305

Part #	FNPT x MNPT
01-131005	1/8" x 1/8"
01-131105	1/4" x 1/4"
01-131205	3/8" x 3/8"
01-131208	3/8" x 3/8" Heavy Duty
01-131305	1/2" x 1/2"



01-131208

90° Street Elbows - Bronze



Part #	FNPT x MNPT
01-131406	3/4" x 3/4"

90° Street Elbows - Plated



01-131203

Part #	FNPT x MNPT
01-131103	1/4" x 1/4"
01-131203	3/8" x 3/8"
01-131303	1/2" x 1/2"
01-131403	3/4" x 3/4"

90° Street Elbows - Poly



01-131408

Part #	Description
01-412206	1/2" FNPT x 1/2" MNPT
01-131408	1" FNPT x 1" MNPT

Elbows - Side Outlet Brass



Part #	FNPT x FNPT x FNPT
01-151304	1/2" x 1/2" x 3/8"

Elbows - Side Outlet Schedule 40



Part #	FNPT x FNPT x FNPT
01-151303	1/2" x 1/2" x 1/2"

Tees

Tees - Poly



Part #	FNPT
01-161505	1" x 1" x 1"

Tees - Nylon



Part #	FNPT
01-161311	1/2" x 1/2" x 3/8"

Aaladin

COUPLERS - FITTINGS - CLAMPS

Tees - Cont.

Tees - Schedule 40 Galvanized



Part #	FNPT
01-161103	1/4"
01-161203	3/8"
01-161303	1/2"
01-161503	1"
01-161403	3/4"

Tees - Schedule 40 Stainless Steel



Part #	FNPT
01-161211	3/8"
01-161601	1 1/2"

Tees - Black



Part #	FNPT
01-161401	3/4"
01-161501	1"

Tees - Bronze



Part #	FNPT
01-161406	3/4"

Tees - Brass



Part #	FNPT
01-161105	1/4"
01-161205	3/8"
01-161305	1/2"
01-161405	3/4"

Tees - Brass Heavy Duty



Part #	FNPT
01-161208	3/8"
01-161308	1/2"

Tees - Plated Heavy Duty



Part #	FNPT
01-161104	1/4"
01-161204	3/8"
01-161210	3/8" Extra Heavy Duty
01-161304	1/2"
01-161404	3/4"

Side Outlet Tees

Side Outlet Tees - Plated



Part #	FNPT
01-181303	1/2"

Crosses

Crosses - Schedule 40 Galvanized



Part #	FNPT
01-191303	1/2"
01-191503	1"

Crosses - Heavy Duty



Part #	FNPT
01-191304	1/2"

Twist Connects

Twist Connects - Couplers



Part #	Description
01-165001	Body 3/8" MNPT
01-165005	Body 3/8" FNPT



Twist Connects - Hex Plugs



Part #	Description
01-165002	3/8" MNPT
01-165003	3/8" FNPT
01-165006	1/4" MNPT

Unions

Unions - Hex Black



Part #	FNPT
01-171401	3/4"
01-171410	1"
01-171415	1 1/2"
01-171430	3"
01-171525	2 1/2"

Unions - Hex Galvanized



Part #	FNPT
01-171400	1/2"

Unions - Hex Bronze



Part #	FNPT
01-171406	3/4"

Unions - Hex Stainless Steel



Part #	FNPT
01-171402	3/4"
01-171416	1 1/2"
01-171417	1"
01-171431	3"
01-171526	2 1/2"

Couplings

Couplings - Hex Poly



Part #	FNPT
01-201305	1/2"

Couplings - Bronze



Part #	FNPT
01-221307	3/4"

Couplings - Cont.

Couplings - Black



01-201201

Part #	FNPT
01-201001	1/8"
01-201101	1/4"
01-201201	3/8"
01-201301	1/2"
01-201405	3/4"
01-211501	1"
01-211902	2 1/2"

Couplings - Hex Brass



Part #	FNPT
01-201208	3/8" Heavy Duty

Couplings - Plated



01-201203

Part #	FNPT
01-201003	1/8"
01-201103	1/4"
01-201203	3/8"
01-201303	1/2"
01-201403	3/4"

Couplings - Stainless Steel



01-201306

Part #	FNPT
01-201106	1/4"
01-201206	3/8"
01-201306	1/2"
01-211906	2 1/2"

Couplings - Hex Heavy Duty



01-201304

Part #	FNPT
01-201304	1/2"
01-201204	3/8"

Couplings - Hex Reducing Poly



Part #	FNPT x FNPT
01-221310	3/4" x 1/2"

Couplings - Reducing Bronze



Part #	FNPT x FNPT
01-221309	2 1/2" x 1 1/2"

Couplings - Hex Reducing Brass



Part #	FNPT x MNPT
01-221105	3/8" x 1/4"

Couplings - Reducing Galvanized



01-221103

Part #	FNPT x FNPT
01-221003	1/4" x 1/8"
01-221103	3/8" x 1/4"
01-221303	1/2" x 3/8"

Couplings - Hex Reducing HD Plated



01-221104

Part #	FNPT x FNPT
01-221104	3/8" x 1/4"
01-221304	1/2" x 3/8"

Plugs

Plugs - Hex Head - Nylon



Part #	Description
01-231105	1/4"

Plugs - Square Head - Poly



Part #	Description
01-231000	1/8"

Plugs - Square Head - Black



01-231401

Part #	Description
01-231401	3/4"
01-231601	1"
01-231801	1 1/2"
01-231901	2"

Plugs - Square Head - Brass



01-231305

Part #	Description
01-231205	3/8"
01-231305	1/2"

Plugs - Square Head - Galvanized



01-231303

Part #	Description
01-231003	1/8"
01-231103	1/4"
01-231203	3/8"
01-231303	1/2"
01-231403	3/4"

Plugs - Allen Head - Brass



01-231108

Part #	Description
01-231108	1/4"
01-231208	3/8"

Plugs - Allen Head - Plated



01-231301

Part #	Description
01-231107	1/4"
01-231207	3/8"
01-231301	1/2"

Aaladin

COUPLERS - FITTINGS - CLAMPS

Connectors

Connectors - Hex JIC 37°



01-221421

Part #	Description
01-221421	3/8" JIC x 1/2" MNPT
01-221422	1/2" JIC x 1/2" MNPT
01-221423	1/2" JIC x 3/8" MNPT
01-221424	3/8" JIC x 3/8" MNPT

Pipe Caps

Pipe Caps - Black



01-241401

Part #	Description
01-241401	3/4"
01-241601	1"

Pipe Caps - Hex Black



Part #	Description
01-241301	1/2"

Pipe Caps - Hex Plated



Part #	Description
01-241203	3/8"

Nipples

Nipples - Hex Nylon



01-301005

Part #	MNPT x Length
01-281005	1/2" x 1/2"
01-301005	1" Close

Nipples - Bronze



01-291202

Part #	MNPT x Length
01-281002	1/2" Close
01-291000	3/4" Close
01-291102	3/4" x 1 1/2"
01-291202	3/4" x 2"
01-291702	3/4" x 4"

Nipples - Brass



01-261405

Part #	MNPT x Length
01-251002	1/8" Close
01-261005	1/4" Close
01-261105	1/4" x 1 1/2"
01-261405	1/4" x 3"
01-271005	3/8" Close
01-281006	1/2" Close
01-281105	1/2" x 1 1/2"
01-291005	3/4" Close

Nipples - Brass Heavy Duty



01-271105



01-281009

Part #	MNPT x Length
01-271009	3/8" Close
01-271105	3/8" x 1 1/2" HEX
01-281108	1/2" x 1 1/2" HEX
01-281408	1/2" x 3"

Nipples - Black



01-281601

Part #	MNPT x Length
01-263203	1/4" x 18 1/2"
01-267401	1/2" x 42" Schedule 40
01-282001	1/2" x 6"
01-282002	1/2" x 6" Schedule 80
01-281601	1/2" x 4"
01-282601	1/2" x 9"
01-291001	3/4" Close
01-291201	3/4" x 2"
01-291401	3/4" x 3"
01-291601	3/4" x 5"
01-291701	3/4" x 4"
01-292001	3/4" x 6"
01-292301	3/4" x 8"
01-292501	3/4" x 9"
01-292601	3/4" x 10"
01-293201	3/4" x 11"
01-293205	3/4" x 15"
01-293301	3/4" x 13"
01-301001	1" Close
01-301401	1" x 3"
01-302001	1" x 6"
01-311403	1 1/4" Close
01-311501	1 1/2" x 5"
01-312501	2 1/2" x 4"
01-312601	2 1/2" x 4 1/2"
01-312602	2 1/2" x 5"
01-312801	2 1/2" x 3"
01-313401	3" x 3"
01-313501	3" x 5"
01-313601	3" x 4"

Nipples - Zinc



01-251003



01-281604

Part #	MNPT x Length
01-251003	1/8" Close
01-251103	1/8" x 1 1/2"
01-261003	1/4" Close
01-261103	1/4" x 1 1/2"
01-261203	1/4" x 2"
01-261303	1/4" x 2 1/2"
01-261403	1/4" x 3"
01-261503	1/4" x 3 1/2"
01-261602	1/4" x 4"
01-261703	1/4" x 5"
01-267403	1/4" x 42"
01-271003	3/8" Close
01-271103	3/8" x 1 1/2"
01-271203	3/8" x 2"
01-271403	3/8" x 3"
01-272003	3/8" x 6"
01-281003	1/2" Close
01-281103	1/2" x 1 1/2"
01-281203	1/2" x 2"
01-281303	1/2" x 2 1/2"
01-281403	1/2" x 3"
01-281503	1/2" x 3"
01-281603	1/2" x 4"
01-281604	1/2" x 4" Heavy Duty
01-281804	1/2" X 5" Heavy Duty
01-291003	3/4" Close
01-291403	3/4" x 3"
01-301003	1" Close

Nipples - Cont.

Nipples - Heavy Duty Galvanized



01-281204

Part #	MNPT x Length
01-282204	1/2" x 7"
01-281204	1/2" x 2"
01-282004	1/2" x 6"
01-282404	1/2" x 8"
01-282604	1/2" x 9"
01-283204	1/2" x 11"
01-291004	3/4" Close
01-293204	3/4" x 11"

Nipples - Schedule 80



01-281004

Part #	MNPT x Length
01-261004	1/4" Close
01-271004	3/8" Close
01-271010	3/8" Close HEX Extra Heavy Duty
01-271104	3/8" x 1 1/2"
01-271304	3/8" x 2 1/2"
01-271404	3/8" x 3"
01-271604	3/8" x 4"
01-281004	1/2" Close
01-281104	1/2" x 1 1/2"
01-281404	1/2" x 3"
01-281504	1/2" x 3 1/2"
01-291404	3/4" x 3"
01-292004	3/4" x 6"
01-292304	3/4" x 7"
01-292503	3/4" x 9"

Nipples - Stainless Steel



01-271407



01-281402

Part #	MNPT x Length
01-271405	3/8" x 3"
01-271407	3/8" x 3" HEX Extra Heavy Duty
01-281106	1" x 3" 304
01-281606	1/2" x 4"
01-282006	1/2" x 6"
01-313502	3" x 5"
01-271602	3/8" x 4"
01-281402	1/2" x 3"
01-282201	1/2" x 7"
01-282602	1/2" x 9"
01-291204	3/4" x 2"
01-291407	3/4" x 2 1/2"
01-291603	3/4" x 5 1/2"
01-292502	3/4" x 9"
01-301102	1 1/2" x 4"
01-311503	1 1/2" x 5 1/2"

Nipples - Hex Reducing



Part #	MNPT x MNPT
01-301101	1 1/2" x 3/4"

Nipples - Orifice



01-261105-1

Part #	MNPT x Length
01-261105-1	1/4" x 1/2"
01-261405-1	1/4" x 3"

Nipples - King Black



01-322400

Part #	MNPT x Barb
01-322400	1 1/2" x 1 1/2"
01-322500	2 1/2" x 2 1/2"

Garden Hose Adapters

Garden Hose Adapters - Hex



01-401100



01-401103

Part #	Description
01-401100	3/4" FGHT x 1/2" FNPT
01-401101	3/4" FGHT x 3/4" FNPT
01-401103	3/4" MGHT x 3/4" FNPT

Garden Hose Adapters - Hex Nuts



Part #	Description
01-401000	3/4" GHT

Garden Hose Adapters - Hex Nipples



Part #	Description
01-401110	3/4" GHT x 1/2" MNPT

Garden Hose Adapters - Washers



01-401020



05-121501

Part #	Description
01-401020	3/4" GHT Hose Washer
05-121501	3/4" GHT 1" Washer w/Screen

Garden Hose Adapters - Swivels



01-401011



01-401010

Part #	Description
01-401010	1/2" MNPT
01-401011	3/8" FNPT

Garden Hose Adapters - Manifold Adapters



01-401027

Part #	Description
01-401025	3/8" MNPT
01-401027	1/2" MNPT
02-991100	5/8" x 13/16" x 3/32" O-Ring

Garden Hose Adapters - Fire Hoses



Part #	Description
01-401105	1 1/2" FNPT x 1" MNPT

Super Swivels

Super Swivels



01-401404



01-401412

Part #	Description
01-401404	1/2" FNPT x 1/2" FNPT
01-401429	1/2" FNPT x 1/2" MNPT
01-401412	RPR KIT: #FS8-KIT-AL
01-401425	RPR KIT: #SS12-KIT-AL



COUPLERS - FITTINGS - CLAMPS

Super Swivels Cont.

Inline Swivels

Part #	FNPT x MNPT
01-401405	3/8" x 3/8"
01-401477	3/8" x 3/8"

Hose Barbs

Hose Barbs - Hex Nylon

Part #	MNPT x BARB
01-411001	1/8" x 1/4"
01-411406	3/8" x 5/8"
01-411500-1	1/2" x 3/8"
01-411606	1/2" x 5/8"
01-411706	3/4" x 5/8"

Hose Barbs - Hex Push On

Part #	MNPT x BARB
01-411111	1/4" x 1/4"

Hose Barbs - Hex 90° Elbow Poly

Part #	Description
01-111300	1/2" FNPT x 5/8" BARB
01-411402	3/8" MNPT x 5/8" BARB
01-411650	5/8" MNPT x 5/8" BARB
01-411004	1/8" MNPT x 3/8" BARB
01-411607	1/2" MNPT x 5/8" BARB

Hose Barbs - Hex 90° Elbow Nylon

Part #	Description
01-111315	1/8" MNPT x 1/4" BARB
01-111315	1/2" FNPT x 5/8" BARB
01-411613	1/2" MNPT x 5/8" BARB

Hose Barbs - Connector Dapco

Part #	Description
01-411112	1/4"
01-411114	3/16"
01-411115	5/16"
01-411117	3/8"

Hose Barbs - 90° Elbow Dapco

Part #	Description
01-411113	1/4"
01-411116	5/16"
01-411118	3/8"

Hose Barbs - Grommet Dapco

Part #	Description
01-411112-1	Dapco

Hose Barbs - Hex Brass

Part #	MNPT x BARB
01-411600	1/8" x 1/4"
01-411104	1/4" x 3/16"
01-411100	1/4" x 1/4"
01-411101	1/4" x 3/8"
01-411200	3/8" x 1/4"
01-411300	1/2" x 1/4"
01-411400	3/8" x 3/8"
01-411401	3/8" x 5/8"
01-411500	1/2" x 3/8"
01-411600	1/2" x 5/8"
01-411700	3/4" x 5/8"
01-411800	3/4" x 3/4"
01-411801	3/4" x 1"
01-411900	1/2" x 1/2"

Hose Barbs - Hex Connector Poly

Part #	FNPT x BARB
01-411605	1/2" x 5/8"
01-411609	1/2" x 3/8"

Hose Barbs - Hex Connector Nylon

Part #	FNPT x BARB
01-411612	1/2" x 5/8"

Hose Barbs - 90° Elbow Brass

Part #	MNPT x BARB
01-411003	1/8" x 1/4"
01-411103	1/4" x 3/8"
01-411407	3/8" x 5/8"
01-411409	3/8" x 3/8"
01-411601	1/2" x 3/8"
01-411602	1/2" x 5/8"

Cam Locks

Cam Locks - Connectors

Part #	Description
01-410106	1/2" FNPT Red
01-410107	1/2" FNPT Blue
01-410108	3/4" FNPT Yellow
01-410109	3/4" FNPT Black
01-410116	1" MNPT Black

Cam Locks - Caps

Part #	Description
01-410117	1"

Filler Caps

Filler Caps - Vented

Part #	Description
01-431000	1/4 Turn Metal
01-431203	2 1/4" Black
01-431203	2 1/4" w/LYRD Diesel
01-431204	2 1/4" w/LYRD Gasoline
01-431205	2 1/4" w/LYRD Gas Ratchet w/Graphics

Filler Caps - Locking



Part #	Description
01-431415	Locking Gas Cap

Filler Caps - w/Gauges



Part #	Description
01-431300	16 1/2"
01-431301	11 1/2"
01-431310	11 1/2"

Filler Caps - Lenz Fuel Cap w/Chains



Part #	Description
01-431400	Cap w/Chain (Includes Ring)

Filler Caps - Fuel Tank Roll-over Vents



Part #	Description
01-431500	Roll-over Vent

Filler Caps - Fuel Tank Roll-over Vent Grommets



Part #	Description
01-431501	Roll-over Vent Grommet

Quick Couplers

Quick Couplers - Hex Sockets



Part #	Description
01-421000	1/4" FNPT
01-421010	1/4" MNPT
01-421012	1/4" FNPT w/Lock Collar
01-421200	3/8" MNPT
01-421210	3/8" FNPT

Quick Couplers - Hex Sockets Parker



Part #	Description
01-421000-1	1/4" FNPT
01-421010-1	1/4" MNPT
01-421200-1	3/8" MNPT
01-421210-1	3/8" FNPT

Quick Couplers - Hex Sockets Stainless Steel



Part #	Description
01-421015	1/4" MNPT
01-421016	1/4" FNPT
01-421205	3/8" MNPT
01-421215	3/8" FNPT

Quick Couplers - Hex Nipples (Plug)



Part #	Description
01-421100	1/4" FNPT
01-421110	1/4" MNPT
01-421300	3/8" FNPT
01-421310	3/8" MNPT

Quick Couplers - Hex Nipples (Plug) Brass



Part #	Description
01-421105	1/4" FNPT

Quick Couplers - Hex Nipples (Plug) Parker



Part #	Description
01-421100-1	1/4" FNPT
01-421110-1	1/4" MNPT
01-421300-1	3/8" FNPT
01-421310-1	3/8" MNPT

Quick Couplers - Hex Nipples (Plug) Stainless Steel



Part #	Description
01-421115	1/4" FNPT
01-421305	3/8" FNPT
01-421315	3/8" MNPT

Quick Couplers - Sockets Heavy Duty



Part #	Description
01-421400	3/8" FNPT
01-421600	1/2" FNPT

Quick Couplers - Hex Nipples (Plug) Heavy Duty



Part #	Description
01-421500	3/8" FNPT
01-421700	1/2" FNPT

Quick Couplers - Back Up Rings Parker



Part #	Description
01-421402	3/8" Teflon
01-421602	1/2" Teflon

Quick Couplers - O-Rings



Part #	Description
01-421401	3/8"
01-421601	1/2"

Quick Couplers - O-Rings Parker



Part #	Description
01-421001	1/4"
01-421201	3/8"

Aaladin

COUPLERS - FITTINGS - CLAMPS

Quick Couplers - Cont.

Quick Couplers - Sockets Hydraulic



Part #	Description
01-410102	1/4" FNPT QC w/Check Valve

Quick Couplers - Hex Nipples (Plug) Hydraulic



Part #	Description
01-410103	1/4" FNPT QC w/Check Valve

Quick Couplers - Push Lock Couplers



01-410104

Part #	Description
01-410104	Coupler Hex



01-410105

Part #	Description
01-410105	Nipple

Quick Couplers - Sockets Poly



01-410113

Part #	Description
01-410113	1/2" TVI/IRT Soap Line
01-410100	1/4" TVI/IRT Soap Tank
01-410120	5/16" TVI/IRT Soap Tank

Quick Couplers - Hex Nipples (Plug) Poly



01-410121

Part #	Description
01-410101	1/4" TVI/IRT Soap Line
01-410121	5/16" TVI/IRT Soap Line

Quick Couplers - 90° Nipples (Plug) Poly



01-410112

Part #	Description
01-410111	3/4" TVI/IRT Soap Line
01-410112	1/2" TVI/IRT Soap Line

Quick Coupler Kits



KPOP-01421000

Part #	Description
KPOP-01421000	1/4" FNPT Coupler
KPOP-01421010	1/4" MNPT Coupler
KPOP-01421100	1/4" FNPT Nipple
KPOP-01421110	1/4" MNPT Nipple
KPOP-01421200	3/8" MNPT Coupler
KPOP-01421210	3/8" FNPT Coupler
KPOP-01421300	3/8" FNPT Nipple
KPOP-01421310	3/8" MNPT Nipple

Clamps

Clamps - Sur Tite Gear Clamps



01-451001

Part #	Description
01-451001	For 3/8" Hose 25/32" x 7/16"
01-451004	For 1/4" Hose 7/32" x 5/8"
01-451030	4"
01-451031	5"
01-451200	For 1/2" - 5/8" Hose
01-451200-1	For 3/4" Hose

Clamps - Uni Clamps



01-451000

Part #	Description
01-451000	For 1/4" Braided Soap Hose 7/16"
01-451010	For Fuel Tanks 3/8"
01-451011	For 1/4" Clear Hose
01-451020	For 1/4" Black Fuel Line

Clamps - Oetiker



01-451202

Part #	Description
01-451006	170ZP For 3/8" Hose
01-451007	145ZP For 1/4" Hose
01-451202	256ZP For 5/8" Hose
01-451205	For 1" Hose

Clamps - T-Bolts



Part #	Description
01-451301	2"

Clamps - Mufflers



01-501356

Part #	Description
01-501356	1 1/4"
01-501357	2"

Adapters

Adapters - Hex



01-410801

Part #	Description
01-401801	1/2" MNPT x 1/2" F JIC
01-401804	3/8" FNPT x 1/2" F JIC



01-410804

Adapters - Hex Swivels



01-441310

Part #	FNPT x MNPT
01-401800	1/2" x 1/2"
01-441310	3/4" x 1/2"
01-401106	2 1/2" x 1 1/2"

Adapters - Hex Pilot Lines



01-461000

Part #	Description
01-461000	1/4" Nut
01-462000	1/8" x 1/4" COMP

Adapters - Flared Tubes



Part #	Description
01-461110	1/8" 90° NPT Elbow 3/16"

Screws

Screws - Allen Socket Heads



Part #	Thread x Length	List
02-111201	1/4"-20 x 1 1/2"	\$0.00
02-121103	5/16"-18 x 3/4"	\$0.00
02-121201	5/16"-18 x 1"	\$0.00

Screws - Clutch Bolt Kits



Part #	Description	List
02-000001	Bolt Kit for Clutches	\$0.00

Screws - Hex Head Caps



Part #	Thread x Length
02-101100	1/4"-20 x 3/4"
02-111000	1/4"-20 x 1/2"
02-111100	1/4"-20 x 3/4"
02-111200	1/4"-20 x 1"
02-111203	1/4"-28 x 3/4"
02-111300	1/4"-20 x 1 1/4"
02-111400	1/4"-20 x 1 1/2"
02-111403	1/4"-20 x 1 1/2"
02-111500	1/4"-20 x 1 3/4"
02-111600	1/4"-20 x 2"
02-111700	1/4"-20 x 2 1/2"
02-121100	5/16"-18 x 3/4"
02-121200	5/16"-18 x 1"
02-121300	5/16"-18 x 1 1/4"
02-121400	5/16"-18 x 1 1/2"
02-121500	5/16"-18 x 1 3/4"
02-121600	5/16"-18 x 2"
02-121701	5/16"-18 x 2 1/2"
02-121800	5/16"-18 x 3"
02-121801	5/16"-18 x 3 1/2"
02-131101	3/8"-16 x 5/8"
02-131200	3/8"-16 x 1"
02-133050	7/16"-14 x 1 1/4"
02-133051	7/16"-14 x 2 1/2"
02-131300	3/8"-16 x 1 1/4"
02-131400	3/8"-16 x 1 1/2"
02-131500	3/8"-16 x 1 3/4"
02-131800	3/8"-16 x 2"
02-131900	3/8"-16 x 2 1/2"
02-131901	3/8"-16 x 2 1/2" Full Thread
02-132000	3/8"-16 x 3"
02-132011	3/8"-16 x 2 1/2" Stainless Steel
02-132100	3/8"-16 x 3 1/2"
02-132410	3/8"-16 x 4"
02-132800	3/8"-16 x 8"
02-141000	1/2"-13 x 2"
02-141004	1/2"-13 x 4"
02-141007	5/8"-11 x 2"
02-162000	1/2"-13 x 4 1/2"
02-162005	1"-8 x 1 1/2"
02-173000	5/8"-11 x 5"
02-191000	Metric M6 x 20MM
02-191010	Metric M6 x 1 x 10MM
02-191100	Metric M6 x 40MM
02-191300	Metric M8 x 16MM

Screws - Hex Washer Head Caps



Part #	Thread x Length
02-101005	8-32 x 1/2"
02-121001	5/16"-18 x 3/8"

Screws - Hex Washer Head Caps Cont.



Part #	Thread x Length
02-121002	5/16"-18 x 5/8" Nylon Patch
02-101007	8-32 x 1/2" Stainless Steel

Screws - Machine



Part #	Description
02-100403	#4 - 40 x 1/4" Round Head
02-100404	#6 - 32 x 1/2" Round Head
02-100405	#6 - 32 x 1" Round Head
02-100420	#10 - 24 x 3/8" Truss Head SS
02-101700	#10 - 32 x 3/4" Hex Head
02-101770	#10 - 32 x 1 1/2"
02-102000	#10 - 32 x 2 1/2" Round Head
02-111001	1/4" - 20 x 1/2" Slotted Hex Washer Head
02-301015	#6 - 32 x 1/2" Stainless Steel

Screws - TORX Head Machine



Part #	Thread x Length
02-111011	1/4"-20 x 1 1/2"
02-111012	1/4"-20 x 2 1/4"

Screws - Thread Cutting Tekes



Part #	Description
02-101000	#8-18 x 1/2"
02-101001	#6-20 x 3/8"
02-101300	#10-16 x 1/2"
02-101400	#10-16 x 3/4"
02-101600	1/4"-14 x 3/4"

Screws - Self-Tapping



Part #	Description
02-111003	1/4"-20 x 1/2"

Screws - Pan Heads



Part #	Description
02-100408	#8-32 x 1"
02-100409	#8-32 x 3/4"
02-101101	#10-24 x 1/4"
02-101103	#8-32 x 1/2" Black Oxide
02-101105	10-32 x 1/2"

Screws - Fastner, Captive



Part #	Description
02-541100	Knurled Head
02-541110	Receptacle
02-541111	Retainer

Screws - Set



Part #	Description
02-100507	8-32 x 5/16" TVI/IRT



Carriage Bolts



02-121209

Part #	Thread x Length
--------	-----------------

02-111410	1/4"-20 x 1/2"
02-111411	1/4"-20 x 3/4"
02-121209	5/16"-18 x 1"
02-121213	5/16"-18 x 2 1/2"
02-121214	5/16"-18 x 3 1/2"
02-121215	5/16"-18 x 4 1/2"

U-Bolts



02-201000

Part #	Description
--------	-------------

02-201000	1/4"-20 x 2 1/4" x 1 1/4"
02-201100	5/16" x 3" x 4" TVI/IRT
02-201110	5/16" x 2" x 3 1/2"
02-201200	1/4" x 3" x 1 3/8"

J-Bolts



Part #	Description
--------	-------------

02-201120	5/16" x 1 3/8" OD x 2.5"
-----------	--------------------------

Eye Bolts



02-202001

Part #	Description
--------	-------------

02-202000	5/16" x 3 1/2"
02-202001	1/4" x 3"

Nuts

Nuts - Hex



02-301000

Part #	Description
--------	-------------

02-301000	#8-32
02-301001	#6-32
02-301002	#10-32
02-301150	1/4"-28
02-311200	8MM
02-301500	5/8"- 11

Nuts - Flanged Serrated



02-301200

Part #	Description
--------	-------------

02-301003	#10-32
02-301013	#8-32
02-301100	1/4"-20
02-301200	5/16"-18
02-301300	3/8"-16
02-301350	7/16"- 14
02-301400	1/2"- 13

Nuts - Nylon Locknuts



02-301230

Part #	Description
--------	-------------

02-301004	#10-32
02-301130	1/4"-20
02-301230	5/16"-18
02-301331	3/8"-16

Nuts - Locknuts



02-301133

Part #	Description
--------	-------------

02-301332	3/8" Two Way Stainless Steel
02-301133	1/4"-20 Hex Top Stainless Steel
02-301334	3/8" NPT Nickel Plated

Nuts - Klik Rivets - Round Knurled



02-301007

Part #	Description
--------	-------------

02-301007	#8-32
02-301012	#10-32
02-301102	1/4"-20
02-301320	3/8"-16

Nuts - Klik Rivets HEX



02-301106

Part #	Description
--------	-------------

02-301020	#8-32
02-301106	1/4"-20

Nuts - Acorns



Part #	Description
--------	-------------

02-301160	1/4" Hex
-----------	----------

Nuts - Keps Stainless Steel



Part #	Description
--------	-------------

02-301016	#6-32 Lock
-----------	------------

Nuts - Well Rubber



02-301120

Part #	Description
--------	-------------

02-301120	1/4"-20
02-301220	5/16"-18

Washers

Washers - Flat



02-501200

Part #	Description
--------	-------------

02-501003	6
02-501100	1/4" Zinc
02-501101	1/4" Stainless Steel
02-501200	5/16" Zinc
02-501300	3/8" Zinc
02-501302	3/8" Stainless Steel
02-501400	1/2" Zinc
02-501600	5/8" ID x 1 3/4" OD Zinc
02-501700	3/4" ID x 2" OD Zinc
02-501701	3/4" ID x 1 1/2" OD
02-501800	3/16" ID x 1" OD
02-501900	7/8" ID x 2 1/4" OD Zinc
02-503000	1/2" ID x 2" OD Zinc

Washers - Cont.

Washers - Lock



Part #	Description
02-511100	6MM
02-511101	1/4"
02-511200	8MM
02-511201	5/16"
02-511301	3/8"

Washers - Star-Lock



Part #	Description
02-501001	#8
02-501002	#10
02-501202	5/16"

Washers - Neoprene Rubber



Part #	Description
02-501306	3/8" #12
02-501307	5/8" #14

Cable Ties

Cable Ties



Part #	Description
02-531000	Adhesive Mount
02-531005	5" Rap Tight
02-531007	5" Tie W/Eye
02-531011	11" Rap Tight



Mounts - Shocks Bumpers

Mounts - Shock



Part #	Description
02-551100	5/16" x 1" Tall
02-551101	5/16" x 1 1/4"
02-551101-1	5/16" x 1 1/4" 70 Duro Rub
02-551120	5/16" x 1" Tall x 1 1/2" Dia. 40 Duro

Mounts - Sandwich



Part #	Description
02-551000-1	3/8" 70 Duro Rub
02-551115	Isolation Mount
02-551155	1/2" x 1 1/4" Mount Spacer

Mounts - Motor



Part #	Description
02-551150	1 1/4" OD x 1/2" ID x 1/2"

Mounts - Rubber Bumpers



Part #	Description
02-551200	2 1/2" x 3/4" x 5/16" Hole
02-551300	5/16"-18 1" Round

Sleeves

Sleeves - Handles



Part #	Description
02-100509	Rubber Sleeve Black For Brake Handle
02-541900	1/4" Vinyl Cap for Brake



Springs



Part #	Description
02-541200	Soft Compression Spring
02-541320	7" # 5051
02-541901	5/16" x 2 1/8" Extension Spring for Brake
02-565000	Gas Spring w/Plastic Connectors

Knobs



Part #	Description
02-521250	5/16"-18 x 3/4"
02-541059	1/4"-20 x 5/8"
02-541060	1/4"-20 x 3/4" 2"



Latches



Part #	Description
02-525000	Lockable Zinc Plated
02-525020	Zinc Plated for HE Exchange
02-541000	Spring Latch Fastner
02-541001	Spring Latch Fastner Stainless Steel
02-541030	Toggle Door Latch
02-541040	Small Toggle Door Latch



Pins

Pins - Cotter



Part #	Description
02-991002	1/8" x 1" Zinc
02-991002	1/16" x 7/8" Stainless Steel

Pins - Hair



Part #	Description
02-523000	#5
02-523020	#2 x 3/32"

Pins - Clevis



Part #	Description
02-523021	5/16" x 1 1/4"

0-Rings



Part #	Description
02-991100	5/8" x 13/16" x 3/32"

Snap Pins



Part #	Description
02-400000	3/8" x 3 9/16"

Collars



Part #	Description
02-420300	3/4" Shaft Collar

Push Caps



02-521203

Part #	Description
02-521200	5/8"
02-521203	3/4"

Snap In Plugs



Part #	Description
02-521202	4" Flush

Plastic Bushings



Part #	Description
02-541062	3/4" x 1" x 1/4" Hole

Tubing Plugs



Part #	Description
02-541063	1 1/4" x 1 1/4" Panel Arm Plug

Exhaust Components

Exhausts - Inline Duct Fans



03-001208

Part #	Description
03-001208	4" Mixed Flow
03-001211	5" Mixed Flow

Exhausts - Back Draft Dampeners



03-001209

Part #	Description
03-001209	4" Dia. Spring Loaded
03-001212	5" Dia. Spring Loaded

Exhausts - Back Draft Dampener Motors



Part #	Description
03-001214	120V

Terminals

Terminals - Push-On Insulated



Part #	Description
03-181004	.375 Insulated for 70 AMP Relay

Wire Nuts/Connectors



03-171200

Part #	Description
03-171000	Ideal Yellow Wire Nut
03-171100	Small Insulator Use with 03-171110



03-171210

Part #	Description
03-171110	Copper Splice Cap Small Use with 03-171100
03-171200	Large Insulator Use with 03-171210



03-171400

Part #	Description
03-171210	Copper Splice Cap Large Use with 03-171200
03-171300	Smallest Splice Cap & Insulator



03-171500

Part #	Description
03-171400	Lever Nut 2 Wire
03-171400-B	Lever Nut 2 Wire (50 PCS Box)



03-171600

Part #	Description
03-171500	Lever Nut 3 Wire
03-171500-B	Lever Nut 3 Wire (50 PCS Box)
03-171600	Lever Nut 5 Wire
03-171600-B	Lever Nut 2 Wire (40 PCS Box)

Electrical Connectors

Electrical Connectors - 90° Conduit



Part #	Description
03-191100	3/4" x 90° 2 Screw

Electrical Connectors - Metal/Plastic



Part #	Description
03-192500	1/2" MNPT 230V Straight Liquid Tight

Electrical Connectors - Hubel 90°



03-192507

Part #	Description
03-192507	1/2" MNPT x 90° Poly
03-192509	3/4" MNPT x 90° Poly

Electrical Connectors Cont.

Electrical Connectors - Hubel 90° Cont.



Part #	Description
03-192506	1/2" MNPT x 90° Steel
03-192508	1/4" MNPT x 90° Poly

Electrical Connectors - Heyco



Part #	Description
03-192520	1/2" MNPT #3231
03-192530	3/4" MNPT #3234
03-192540	1 1/4" MNPT #CD29

Electrical Connectors - Strain Relief



Part #	Description
03-192000	K For #16/2 Wire
03-192100	W For #16/3 Wire
03-192110	For 16/3 & 16/4 Wire

Hangers/Clamps

Hangers/Clamps - Hangers



Part #	Description
03-191200	1/2" Conduit O-B (Hose Restraint)

Hangers/Clamps - Clamps



Part #	Description
03-191220	1/2" ID
03-191230	5/8" ID

Power Distribution/Terminal Blocks

Power Distribution/Terminal Blocks - Power Distribution



03-181707

Part #	Description
03-181707	600V 2/0-6 Terminal Block (Small) 3 Row
03-181710	600V 2/0-14 Terminal Block 1 Row
03-181712	600V 2/0-14 Ground 1 Row
03-181719	600V 2/0-6 Terminal Block (Large) 3 Row



03-181710



03-181712

Terminal Strips



03-181713

Part #	Description
03-181713	20AMP 250V 2 Rows 10 Terminals
03-181714	20AMP 250V 2 Rows 5 Terminals
03-181715	20AMP 250V 2 Rows 20 Terminals

Electrical Boxes

Electrical Boxes - Handy



03-201100

Part #	Description
03-201000	2" x 4"
03-201100	4" x 4"
03-201101	4" x 4" Extension



03-201101

Electrical Boxes - Covers



03-201110 03-201010

Part #	Description
03-201010	2" x 4"
03-201110	4" x 4"

Electrical Boxes - Hoffman



03-201223

Part #	Description
03-201203	8" x 6" x 4" Not Water Tight
03-201207	18" x 8" x 6" Cont. Hinge
03-201213	16" x 10" x 6"
03-201216	8" x 10" x 6" No Hinge
03-201223	8" x 6" x 4" Fiberglass Remote
03-201233	8" x 6" x 4" Fiberglass Remote for 73 Series

Electrical Boxes - Wet Locations



03-201218

Part #	Description
03-201001	2" x 4" Cover
03-201002	2" x 4" 3/4" FNPT Aluminum
03-201218	2" x 4" 1/2" FNPT Aluminum
03-201224	T11 Cover For 03-201218



03-201224



03-201001

Electrical Boxes - Plastic Carbon



03-201310

Part #	Description
03-201200	6" x 6" x 4" No Hinge
03-201217	10" x 8" x 6"
03-201221	8" x 8" x 4" No Hinge
03-201226	12" x 10" x 6"
03-201300	8" x 8" x 4"
03-201310	6" x 6" x 4"

Electrical Boxes - Watertight



Part #	Description
03-201201	6" x 6" x 4" No Hinge

Cordsets



03-211804

Part #	Description
03-141096	14/3 96" 15AMP 120V
03-211804	8/3 144" 50AMP 250V

Aaladin

ELECTRICAL COMPONENTS

Switches

Switches - Toggles



03-211111

Part #	Description
03-211002	Lock Ring
03-211100	20AMP SPST On/Off
03-211105	15AMP DPST On/Off
03-211111	20AMP SPST On/Off
03-211112	20AMP SPDT On/Off
03-211200	6AMP DPDT On/Off
03-212002	20AMP SPDT MOM

Switches - Toggle Boots



Part #	Description
03-211410	Boot For Toggle Switches

Switches - On/Off Plates



Part #	Description
03-211411	On/Off Plate For Toggle Switch

Switches - Door Interlock



Part #	Description
03-211110	20AMP

Switches - Magnetic Doors



Part #	Description
03-211115	110V Hamlin UL

Switches - Rockers



03-211316



03-211317



03-211321

Part #	Description
03-211300	16AMP 125V SPST On/Off
03-211315	20AMP 230V DPST On/Off
03-211316	10AMP 250V SPDT On/Off
03-211317	15AMP 125V SPST On/Off
03-211318	10AMP 250V M/On/Off
03-211319	20AMP 12V SPST On/Off
03-211321	15 AMP 24V SPST Maintained Light
03-211323	15AMP 24V SPDT On/On Maintained Light
03-211324	15AMP 24V SPDT MOM/On/Off MOM/On
03-211325	15AMP 115V SPDT On/ON Maintained Light

Switches - Hole Plugs



Part #	Description
03-211326	For Carling Switch

Switches - Pushbuttons



03-212001

Part #	Description
03-212000	10AMP Green Flush Start
03-212001	10AMP Red Extend Stop

Switches - Boots



03-212001-1

Part #	Description
03-212000-1	Flush For 03-212000 Green
03-212001-1	Extended For 03-212001 Red

Switches - Start/Stop



I-03-212005

Part #	Description
I-03-212005	10AMP 24V Light
I-03-212006	10AMP 120V Light

Switches - Boots



Part #	Description
03-212011	For 03-212005 & 03-212006

Switches - Rotary Cams



03-222000



03-222113

Part #	Description
03-222000	20AMP 120V
03-222100	40AMP 230V
03-222101	30AMP 220V Small
03-222113	50AMP 220V Large
03-222200	10AMP 120V On/Off

Switches - Rotary Cam Knobs



03-222010

Part #	Description
03-222010	110/220V Small
03-222110	220V Large

Switches - Rotary Cam Base Plate Indicators



03-222012

Part #	Description
03-222012	On/Off 120V
03-222112	On/Off 220V

Switches - Vacuum



04-101320

Part #	Description
04-101301	4.5" Vacuum Plastic
04-101320	4.5" Vacuum Metal

Switches - Reset



Part #	Description
03-223000	For Waste Oil Heaters

Switches - Micro



Part #	Description
04-131031	For Unloader 05-187700

GFCI Cordsets



03-211718

Part #	Description
03-211718	30AMP 240V 10' 6-30P
03-211719	20AMP 240V 10' 6-20P
03-211720	20AMP 120V 10' 5-20P
03-211720-36	20AMP 120V 36' 5-20P
03-211722	20AMP 240V 36' 12/3 6-20P
03-211723	30AMP 240V 36' 10/3 6-30P
03-211725	15AMP 120V 36' Yellow 5-15P
03-211726	40AMP 240V 10' 8/3 6-50P
03-211727	40AMP 240V 36' 8/3 6-50P



Plug Adapters



03-231200

Part #	Description
03-231100	15AMP 115V 5-15P
03-231200	50AMP 230V 10-50P

Plugs

Plugs - Male



Part #	Description
03-231202	50AMP 230V 6-50P

Plugs - Receptacle



Part #	Description
03-231603	30AMP 230V 6-30R



Rubber Grommets



03-241000

Part #	Description
03-241000	7/16" ID
03-241001	1 1/8" ID
03-241002	1 1/16" ID
03-241006	7/16" ID 7 GA.
03-241009	1 5/8" ID 7 GA.
03-241105	1" For 1 1/4" Frame

Bumpon Bumpers



Part #	Description
03-241102	1/2" x 1/2"

Hole Plugs

Hole Plugs - Black Plastic



03-242006

Part #	Description
03-241901	7/16"
03-242006	3/4"
03-242007	1/2"
03-242008	7/8"

Hole Plugs - Plated



03-242005

Part #	Description
03-242000	1/2"
03-242005	3/8"

Contactors



03-252005

Part #	Description
03-252001	23AMP 120V 3PH AB 100C23D10
03-252002	23AMP 24V 3PH AB 100C23J10
03-252003	23AMP 240V 3PH AB 100C23L10
03-252004	30AMP 120V 3PH AB 100C30D10
03-252005	30AMP 24V 3PH AB 100C30J10
03-252006	30AMP 240V 3PH AB 100C30L10
03-252007	43AMP 120V 3PH 100C43D10
03-252008	43AMP 24V 3PH 100C43J10
03-252009	43AMP 240V 3PH 100C43L10
03-252010	60AMP 120V 3PH 100C60D10
03-252011	60AMP 24V 3PH 100C60J10
03-252012	60AMP 240V 3PH 100C60L10
03-252100	Aux Contactor AB 100-SA01
03-252101	Aux Contactor 100-SA 10, B10 (NO)



03-252101

Overloads



03-252033

Part #	Description
03-252031	14-45AMP 1PH 193S-EETD
03-252032	3.2-16AMP 3PH 193-EEDB
03-252033	9-45AMP 3PH 193-EEFD
03-252035	18-90AMP 3PH 193-EEGE
03-252036	5.4-27AMP 3PH 193-EEEB
03-252038	18-90AMP 1PH 193S-EEUE

Step Down Transformers



03-261800



03-261911

Part #	Description
03-261000	240/480V - 120/240V KVA .75
03-261700	240/120V - 24V KVA .05
03-261800	460/230/208V - 115V KVA .05
03-261801	460/230/208V - 24V KVA .05
03-261900	230/460/575V - 115V KVA .05 050BTW37XX
03-261907	460/230/208V - 115V KVA .1
03-261908	600V - 24V KVA .1
03-261910	480/380/277/240/208/115V - 24V KVA .1
03-261911	240/440/480V - 110/115/120V KVA .25
03-261918	230/460/575V - 115/95V KVA .25
03-261921	208V - 115V KVA .25
03-261928	440V - 24V KVA .25
03-261931	115/230V - 12/24V
03-261932	230V - 115V KVA .025
03-261933	115/230V - 14/28V KVA .13
03-261934	115/230V - 14/28V KVA .175

Battery Components

Battery Terminal Boots



03-271010



03-271020

Part #	Description
03-271010	Red
03-271020	Black

Battery Components Cont.

Battery Boxes



Part #	Description
03-271210	Type 24F
03-271220	Garden Tractor

Battery Cables



03-272008



03-272019

Part #	Description
03-272008	8" Ground 2 Eyelet
03-272019	19" Red 1 Eyelet/1Clamp
03-272020	20" Black 1 Eyelet/1Clamp
03-272220	24" Black (2) 3/8" Eyelets
03-272031	31 1/2" Red 1 Eyelet/1Clamp
03-272048	48" Red 1 Eyelet/1Clamp
03-272215	17" Black 1 Eyelet/1Clamp

Indicator Lights

Indicator Lights - Push On Terminals



03-273024

Part #	Description
03-273024	Red 120V
03-273025	Red 12V
03-273026	Red 230V
03-273027	Red 28V
03-273034	Amber 120V
03-273035	Amber 12V
03-273036	Amber 230V
03-273037	Amber 28V
03-273044	Green 120V
03-273045	Green 12V
03-273046	Green 230V
03-273047	Green 28V

Fuse Holders



03-274100



03-274106

Part #	Description
03-274100	16AMP 250V Panel Mount Fuse Holder
03-274106	30AMP 600V 2 Pole Block
03-274109	HHG
03-274116	30AMP 600V Block
03-274121	30AMP 250V Block
03-274160	60AMP 250V Block
03-274161	60AMP 480V Block
03-274163	60AMP 250V Block
03-274180	100AMP 250V
03-274200	25AMP 300V

Fuses



03-274006

Part #	Description
03-274005	2AMP 115V 1/4" x 1 1/4"
03-274006	1/4AMP 250V 1/4" x 1 1/4" Slow Blow
03-274007	1/8AMP 250V 1/4" x 1 1/4" Slow Blow
03-274008	3/4AMP 250V 1/4" x 1 1/4" Slow Blow

Fuses



03-274105



03-274117



03-274161-1

Part #	Description
03-274009	1.5AMP 250V 1/4" x 1 1/4" Slow Blow
03-274011	2.0AMP 250V 1/4" x 1 1/4" Slow Blow
03-274017	10AMP 250V 1/4" x 1 1/4" Slow Blow
03-274020	3AMP 250V 1/4" x 1 1/4" Slow Blow
03-274021	25AMP 600V KTKR25
03-274022	1/4AMP 600V FNQR 1/4
03-274023	2AMP 600V FNQR-R-2
03-274026	1AMP 600V FNQR-1
03-274105	5AMP 600V KTK-R5
03-274110	15AMP 250V 1/4" x 1 1/4"
03-274111	.5AMP 250V 1/4" x 1 1/4" Slow Blow
03-274115	25AMP 600V FRS-R25
03-274117	20AMP 12V ATC
03-274118	30AMP 600V FRS-R30
03-274123	20AMP 250V FRN-R20
03-274131	30AMP 250V FRNR30
03-274140	40AMP 250V FRN-R-40
03-274145	45AMP 250V FRN-R-45
03-274160-1	60AMP 250V FRN-R-60
03-274161-1	40AMP 600V FRS-R-40
03-274162	50AMP 600V FRS-R-50
03-274180-1	80AMP 230V 2175PW
03-274181-1	100AMP 230V 2260PW
03-274225	25AMP 250V Slow Blow
03-274230	30AMP 250V Slow Blow

Hour Meters



03-291020

Part #	Description
03-291020	AC/DC 5-277V Code 82 Digital 100/500HR
03-291030	AC/DC 5-277V Code 92 Digital 25/50HR

Timers

Timers



03-291305



03-291370



03-291371

Part #	Description
03-291303	1AMP 120V 2 Min.
03-291304	1AMP 120V 3 Min.
03-291305	1AMP 24V 3 Min.
03-291307	20AMP 24V .3-10 Sec. Adjustable
03-291314	1AMP 24V 10-300 Sec. Adjustable
03-291316	1AMP 120V 1-60 Min.
03-291317	1AMP 24V 2-60 Min. Adjustable
03-291350	40AMP 120V 24 Hour Skip-a-Day
03-291370	15AMP 100-240V LED 2 Channel Panel Mount
03-291371	LED 2 Channel Panel Mount Plastic Cover For 03-291370
03-291500	1AMP 24V 5 Min.
03-291700	10AMP 120V 12 Hour Heat Timer
03-291701	10AMP 120V 60 Min. Wash Timer
03-291805	1AMP 120V IRT/TVI Timer

Generators



03-301000

Part #	Description
03-301000	2000W Winco
03-301611	4000W Winco

Circuit Breakers



03-311009

Part #	Description
03-311000	5AMP
03-311001	2AMP
03-311002	20AMP
03-311004	25AMP
03-311006	15AMP
03-311009	45AMP
03-311013	60AMP

Relays



03-312000

Part #	Description
03-312000	15AMP 120V
03-312003	5 AMP 230V 4 Pole
03-312004	3AMP 24V
03-312005	3AMP 12V DC
03-312010	15AMP 12V
03-312013	3AMP 230V 2 Pole
03-312025	70AMP 12V DC
03-312040	10AMP 48-660V Solid State TVI

Relays - Sockets



03-312001

Part #	Description
03-312001	24/120V
03-312006	220V

Relays - Spring Retainers



03-312002

Part #	Description
03-312002	24/120V For 03-312001
03-312007	220V For 03-312006

Thermocouples



Part #	Description
03-332000	Type J

Batteries



Part #	Description
03-271600	12V 5AH

High Limit Temp. Controls



04-101003

Part #	Description
04-101003	230°F 1/2" MNPT 55" Leads
04-101004	310°F 1/2" MNPT 55" Leads
04-101005	150°F 1/2" MNPT 55" Leads
04-101012	250°F 1/2" MNPT 55" Leads
04-101013	225°F 3/8" MNPT 6" Leads
04-101019	125°-130°F 3/8" MNPT 48" Leads



04-101013

Current Sensors



04-101080

Part #	Description
04-101080	30V AC
04-101090	12V DC CR Magnetics



04-101090

Vacuum Switches



04-101301

Part #	Description
04-101301	4.5" Vacuum Plastic
04-101320	4.5" Vacuum Metal



04-101320

Adjustable Temp. Controls

Temp. Controls - Surface Mounts



04-101400

Part #	Description
04-101400	220°
04-101401	310°

Temp. Controls - Knobs



Part #	Description
04-101410-2	Black, Control

Temp. Controls - Covers



Part #	Description
04-101417	Stainless Steel w/Decal

Temp. Controls - Unstacked Stops



Part #	Description
04-101413	Collar Washer #58B

Temp. Controls - Washers



Part #	Description
04-101414	Rubber Washer

Adjustable Temp. Controls Cont.

Temp. Controls - Bodies



04-101416

Part #	Description
04-101416	1/2" FNPT Aluminum Body
04-101418	1/2" FNPT Steel Body

Temp. Controls - Panel Mounts



04-101449

Part #	Description
04-101448	250°F w/Temp. Block For PEM
04-101449	220°F w/Temp. Block
04-101450	320°F w/Temp. Block
04-101450-1	250°F w/Temp. Block

Thermostats

Thermostats - Heat



04-131022

Part #	Description
04-131021	90°-150° For Parts Washers

Thermostats - Waste Water



04-131022

Part #	Description
04-131022	100°-450°F For Parts Washers
04-131023	175°-550° For Gas Parts Washers

Flow Switches



04-101500



04-101900



04-101920



04-101935

Part #	Description
04-101500	5070PSI 7.8GPM 3/8" FNPT High Pressure ST5
04-101510	High Pressure Reed
04-101520	5000PSI 12GPM 3/8" FNPT
04-101525	5000PSI 12GPM 3/8" NPT SS
04-101900	4500PSI 8GPM 3/8" MNPT
04-101920	5000PSI 12GPM 3/8" FNPT TMT
04-101925	4000PSI .75-18.7GPM 3/8" FNPT General 103011
04-101930	400PSI 2-8GPM 3/4" FNPTIRT/TVI
04-101935	250PSI 3.5-9.5GPM 1" MNPT Stainless Steel
04-101940	4000PSI 18.7GPM 3/8" FNPT x 3/8" MNPT

Pressure Controls



04-101720

Part #	Description
04-101720	3/4" IRT/TVI
04-101730	1" IRT/TVI

Temp. Controls

Temp. Controls - Athena



04-101470

Part #	Description
04-101470	.4AMP 120V IRT/TVI
04-101471	4AMP 24V IRT/TVI

Pressure Switches



Part #	Description
04-101951	15AMP 250V 580-3600 PSI 1/4" MNPT

Oil Primary Controls



04-102700

Part #	Description
04-102700	120V Genisys
04-102800	12V Genisys
04-102900	230V Genisys
04-103000	120V ICM 1501



04-103000

Cad Cell Eyes



04-102210

Part #	Description
04-102210	Honeywell 30" Leads
04-102710	Genisys 15" Leads
04-102720	Genisys 54" Leads

Tools



Part #	Description
04-102810	Genisys Controller Contractor Tool

Electronic Ignitions

Electronic Ignitions - Synetek



04-121108

Part #	Description
04-121107	120V w/Ground
04-121108	24V w/Ground

Electronic Ignitions - Leads



Part #	Description
04-121105	7mm Female ends 48" High Voltage

Electronic Ignitions - Wiring Harness Leads



Part #	Description
04-121109	21" Lead

Float Switches



04-131000

Part #	Description
04-131000	.28AMP 120V Plastic
04-131001	.20AMP 120V Stainless Steel

Burner/Heater Elements



Part #	Description
04-143001	2100W 230V
04-143005	2600W 230V

Heater Elements



Part #	Description
04-131042	1 1/4" MNPT 230/460V
04-131051	1 1/2" MNPT 10KW 600V
04-143003-1	1" MNPT 4000W 480V
04-143008	1" MNPT 5000W 208V
04-143009	1" MNPT 5000W 480V
04-143011	1" MNPT 5000W 230V
04-143012	1" MNPT 4000W 230V
04-143013	1" MNPT 1250W 120V
04-143014	1" MNPT 3500W 230V
04-143016	1" MNPT 5000W 577V

Check Valves



Part #	Description
05-121000	1/4" Plastic
05-121210	1/4" Cast Brass

Relief Valves



Part #	Description
05-111310	3/8" MNPT 5000PSI White
05-111311	3/8" MNPT 3000PSI Orange
05-111312	3/8" MNPT 6000PSI w/Barb
05-111313	1 3/8" MNPT 275PSI Yellow

Pressure Regulating Valves



Part #	Description
05-111500	1/4" MNPT x 1/4" FNPT 300PSI
05-111501	1/4" MNPT x 1/4" FNPT 1000PSI

Thermal Relief Valves



Part #	Description
05-112400	1/2" MNPT 145°
05-112500	3/8" MNPT 145°

Easy Start Valves



Part #	Description
05-112600	3/8" MNPT x 1/4" Barb

Strainers & Screen Filters

Strainers & Screen Filters - Strainer Filter



Part #	Description
05-121305	1" FNPT x 1" FNPT

Strainers & Screen Filters - Inlet



05-121501

Part #	Description
05-121501	3/4" GHT 1" Washer w/Screen
05-121700	1/2" FNPT x 1/2" MNPT Green Cap
05-121701	1/2" MNPT x 3/4" GHT w/Bypass Port



05-121700



05-121701

Strainers & Screen Filters - Strainers



05-121810

Part #	Description
05-121810	3/4" Barb x 3/4" Barb
05-121830	3/4" FNPT x 3/4" FNPT Filter
05-121910	3/4" MNPT w/STST 200 MI TVI/IRT

Aaladin

VALVES - SCREENS - UNLOADERS

Filter Screens



05-121502

Part #	Description
05-121500	1/2" 20 Mesh Stainless Steel Screen
05-121502	1/2" 40 Mesh Stainless Steel Screen
05-121503	1" 20 Mesh PVC Stainless Steel Screen

Mixing Valves



05-121903

Part #	Description
05-121901	1" FNPT x 1" FNPT TVI/IRT
05-121903	3/4" FNPT x 3/4" FNPT TVI/IRT

Chemical Injectors



05-121920

Part #	Description
05-121920	Dosatron D14 TVI/IRT
05-121940	Dosmatic 2.5% Mini DOS

Pilots

Pilots - Standing



05-131050

Part #	Description
05-131050	Standing Pilot
05-131051	Thermocouple 36"



05-131051

Pilots - Relighter



Part #	Description
05-131100	Relighter Kit

Pilots - Millivolt



05-131200

Part #	Description
05-131200	750MV Valve
05-131210	750MV Power Generator



05-131210

Pilots - Electronic Ignitions



05-131350

Part #	Description
05-131350	Pilot Assembly
05-131351	Pilot Assembly w/Ground



05-131351

Air Valves



Part #	Description
05-141000	1/8" MNPT

Solenoid Valves

Solenoid Valves - Chemical



05-131400

Part #	Description
05-131400	1/8" FNPT 24V
05-153000	1/8" FNPT 120V
05-131404	1/2" FNPT 24V
05-131405	3/4" FNPT 24V
05-152000	1/8" FNPT 12V DC
05-155400	1/2" FNPT 120V

Solenoid Valves - Chemical & Gas



Part #	Description
05-154100	1/8" FNPT 240V

Solenoid Valves - Chemical & Gas Stainless Steel



05-131403

Part #	Description
05-131403	1/8" FNPT 24V
05-154000	1/8" FNPT 120V

Solenoid Valves - Gas



05-131410

Part #	Description
05-131410	1/8" FNPT 24V
05-153010	1/8" FNPT 120V

Solenoid Valves - Gasoline



Part #	Description
05-152400	1/8" FNPT 12V DC

Solenoid Valves - Coils



05-154001

Part #	Description
05-154001	24V
05-154200	24/12V DC

Propane Regulators



05-161100

Part #	Description
05-161100	1/4" FNPT x 1/2" FNPT 9-13" W.C. Max Inlet 250PSI
05-161110	1/4" MNPT x 1/2" MNPT PLO Adapter
05-161120	3/4" FNPT 12V .05PSI
05-161130	3/4" FNPT x 3/8" FNPT .5PSI



05-161110



05-161120



05-161130

Gas Valves

Gas Valves - Robert Shaw



05-151000



05-151010



05-151014

Part #	Description
05-151000	1" x 3/4" STD 230V NG
05-151001	1" x 3/4" STD 120V NG
05-151002	1" x 3/4" STD 120V NG Electronic Ignition
05-151003	1" x 1" STD 12/24V NG
05-151004	1" x 3/4" STD Millivolt NG
05-151005	1" x 1" STD 12/24V NG Electronic Ignition
05-151006	1" x 1" STD 24V NG Electronic Ignition w/Solenoid
05-151010	LP Conversion Kit
05-151011	240V Actuator Kit
05-151012	115V Actuator Kit
05-151013	3.5 Regulator
05-151014	12/24V Actuator Kit w/Leads & LP Conversion Kit
05-151400	1" x 1" STD 120V NG Electronic Ignition
05-151500	1" x 1" STD 230V LP
05-151501	1" x 1" STD 120V LP
05-151502	1" x 1" STD 120V LP Electronic Ignition
05-151503	1" x 1" STD 12/24V LP
05-151505	1" x 1" STD 12/24V LP Electronic Ignition
05-151506	1" x 1" STD 24V LP Electronic Ignition w/Solenoid

Gas Valves - White Rogers



05-151100

Part #	Description
05-151100	3/4" x 3/4" 120V NG
05-151101	3/4" x 3/4" 24V NG
05-151110	LP Conversion Kit
05-151200	3/4" x 3/4" 730 Millivolt NG

Float Valves



05-171100



05-171400



05-171413

Part #	Description
05-171100	1/2" MNPT Brass
05-171110	4" x 5" Ball Copper
05-171111	4" x 5" Ball Poly
05-171128	1/4"-20 x 8" Redi Rod
05-171200	3/8" MNPT Brass
05-171400	1/2" MNPT Nylon
05-171413	Plastic Float
05-171414	Ball Stem Float
05-171415	Mounting Pins For Ball
05-171419	Diaphragm
05-171500	1/2" MNPT P/A Plastic
05-171700	3/8" MNPT P/A Brass
05-171710	1" MNPT Hudson
05-171800	3/8" MNPT Plastic
05-171810	Float Valve Ball
05-171811	Float Valve Rod

Control Set Unloaders



05-171000

Part #	Description
05-171000	2-3GPM A/R 20890
05-171011	3/8" Top Bolt
05-171013	Top Bolt O-Ring
05-171014	1/2" Bottom Bolt
05-171016	Bottom Bolt O-Ring
05-171018	Adjustable Injector Kit A/R 1569207
05-171050	3-5.5GPM A/R 20242
05-186500	6.5 GPM #YVB135KDM18

Unloader Valves



05-180900



05-184100



05-187400



05-187700



05-187800



05-187900



05-188000



05-188100

Part #	Description
05-180900	1/2" FNPT 21GPM 4000PSI YU2140 General
05-182100	1/2" FNPT 2.2-13GPM 3500PSI Orange Giant
05-183300	3/8" FNPT 8GPM 3625PSI ST261
05-184000	3/8" FNPT x 38" MNPT 2.1-3GPM 3000PSI K7.0 0-Bypass
05-184010	Repair Kit #70 For K7
05-184025	Packing For K7
05-184026	Anti-Extrusion Ring For K7
05-184042	#1 Bypass Restrictor For K7
05-184100	3/8" FNPT x 38" MNPT 3-4.2GPM 3000PSI K7.1 0-Bypass
05-184142	#0 Bypass Restrictor For K7
05-184200	3/8" FNPT x 38" MNPT 4.2-6.6PSI 3000PSI K7.2 1-Bypass
05-184242	#2 Bypass Restrictor For K7
05-184300	3/8" FNPT x 38" MNPT 6.6-10.8GPM 3000PSI K7.3 3-Bypass
05-185500	3/8" MNPT 6GPM 2000PSI Cat 7500S
05-186100	3/8" FNPT 8GPM 4500PSI 607 Black Spring
05-186200	3/8" FNPT 8GPM 4500PSI 606 Blue Spring w/Knob
05-186800	3/8" FNPT x 3/8" MNPT 10.5GPM 5100PSI YU5075 General
05-187400	1/2" FNPT 21GPM 4500PSI YU2145MS w/Micro Switch
05-187500	3/8" MNPT 6GPM 2000PSI 316 SS 7501.0110 Cat
05-187600	3/8" FNPT 8GPM 4500PSI VRT3-250A No Knob
05-187700	3/8" FNPT 8GPM 4500PSI VRT3250PS6 w/Micro Switch
05-187800	3/8" FNPT 10.5 GPM 4500PSI VRT3-310EZ Black Spring
05-187900	1/2" FNPT 21 GPM 4000 PSI YVB4021HTMS w/Micro Switch
05-188000	1/2" FNPT 26.4 GPM 4800 PSI VRT100-330PS2 Blue Spring
05-188100	1/2" FNPT 26.4 GPM 4800 PSI VRT100-330PS2MS w/Micro Switch Blue Spring

Ball Valves



05-201002



05-201111



05-201210

Part #	Description
05-201002	1/8" MNPT x 1/4" Barb
05-201105	1/2" FNPT Forged
05-201110	1/2" FNPT 3000PSI Heavy Duty
05-201111	1/2" FNPT 2000PSI
05-201112	1/2" FNPT 3000PSI
05-201120	1/2" FNPT x 3-Way
05-201125	1" FNPT Plastic
05-201201	3/4" FNPT Brass
05-201202	3/4" FNPT 3-Way 600PSI
05-201210	1/4" MNPT x 1/4" FNPT



05-201125



05-201202

Soap Valves



05-221000

Part #	Description
05-221000	1/4" FNPT Metering Panel Mount
05-221002	Plastic Handle

Flow Control Valves



Part #	Description
05-221101	1/4" FNPT x 1/4" MNPT REGO

Aaladin

VALVES - SCREENS - UNLOADERS

Accumulators



Part #	Description
05-301400	1/2" FNPT 3000PSI Charged to 1500PSI
05-301600	1" NMPT 3000PSI Charged to 1500PSI

Thermometers



05-501200

Part #	Description
05-501200	1/4" MNPT 2" Dial 2 1/2" Stem 50°/500°F
05-501210	1/4" FNPT x 1/2" MNPT x 2 1/2" Thermal Well
05-501225	1/2" MNPT 3" Dial 2 1/2" Stem 0°/200° -15°/90°F



05-501210

Gas Monometers



Part #	Description
05-515002	Gas Kit #84K

Gauges



Part #	Description
05-515001	Vacuum

Gauges - Pressure



05-513000

Part #	Description
05-511000	1/4" MNPT 2 1/2" Dial 300# Bottom Mount
05-513000	1/4" MNPT 2 1/2" Dial 3000# Bottom Mount
05-515000	1/4" MNPT 2 1/2" Dial 5000# Bottom Mount

Smoke Testers/Papers



05-515003

Part #	Description
05-515003	Smoke Tester
05-515004	Smoke Tester Paper

Flow Meters



Part #	Description
05-515005	Flow Meter

Spray Nozzles

Spray Nozzles - Spraying Systems

Part #	Description
--------	-------------

06-100500	#0003 1/4" MEG
06-100510	#1503 1/4" MEG
06-100520	#2503 1/4" MEG
06-100530	#4003 1/4" MEG
06-100600	#0003.5 1/4" MEG
06-100610	#1503.5 1/4" MEG
06-100620	#2503.5 1/4" MEG
06-100630	#4003.5 1/4" MEG
06-101000	#0004 1/4" MEG
06-101010	#1504 1/4" MEG
06-101020	#2504 1/4" MEG
06-101030	#4004 1/4" MEG
06-101100	#0004.5 1/4" MEG
06-101110	#1504.5 1/4" MEG
06-101120	#2504.5 1/4" MEG
06-101130	#4004.5 1/4" MEG
06-101150	#0005 1/4" MEG
06-101160	#1505 1/4" MEG
06-101161	#2505 1/4" MEG
06-101162	#4005 1/4" MEG
06-101170	#0005.5 1/4" MEG
06-101180	#1505.5 1/4" MEG
06-101181	#2505.5 1/4" MEG
06-101190	#4005.5 1/4" MEG
06-101200	#0006 1/4" MEG
06-101210	#1506 1/4" MEG
06-101220	#2506 1/4" MEG
06-101230	#4006 1/4" MEG
06-101300	#0006.5 1/4" MEG
06-101310	#1506.5 1/4" MEG
06-101320	#2506.5 1/4" MEG
06-101330	#4006.5 1/4" MEG
06-101400	#0007 1/4" MEG
06-101410	#1507 1/4" MEG
06-101420	#2507 1/4" MEG
06-101430	#4007 1/4" MEG
06-101500	#0007.5 1/4" MEG
06-101510	#1507.5 1/4" MEG
06-101520	#2507.5 1/4" MEG
06-101530	#4007.5 1/4" MEG
06-101600	#0008 1/4" MEG
06-101610	#1508 1/4" MEG
06-101620	#2508 1/4" MEG
06-101630	#4008 1/4" MEG
06-101700	#1508.5 1/4" MEG
06-101701	#0008.5 1/4" MEG
06-101720	#2508.5 1/4" MEG
06-101730	#4008.5, 1/4" MEG
06-101800	#0009 1/4" MEG
06-101810	#1509 1/4" MEG
06-101820	#2509 1/4" MEG
06-101910	#1509.5 1/4" MEG
06-102000	#0010 1/4" MEG
06-102010	#1510 1/4" MEG
06-102100	#0011 1/4" MEG
06-102110	#1511 1/4" MEG
06-102210	#1512.5 1/4" MEG
06-102300	#0013 1/4" MEG
06-102310	#1513 1/4" MEG
06-102320	#2513 1/4" MEG
06-102500	#0015 1/4" MEG
06-102510	#1515 1/4" MEG
06-102511	#2511 1/4" MEG
06-102520	#2515 1/4" MEG
06-102530	#4015 1/4" MEG
06-102531	#4002 1/4" MEG
06-102600	#0018 1/4" MEG



06-101210

Spray Nozzles Cont.

Spray Nozzles - Spraying Systems Cont.

Part #	Description
06-102610	#1518 1/4" MEG
06-102800	#0020 1/4" MEG
06-102810	#1520 1/4" MEG
06-104011	#4011 1/4" MEG

Spray Nozzles - Other

Part #	Description
06-400020	#0002 1/4" MEG
06-400025	#0002.5 1/4" MEG
06-400030	#0003 1/4" MEG
06-400030-1	#0003 QC 0° RED
06-400035	#0003.5 1/4" MEG
06-400035-1	#0003.5 QC 0° RED
06-400040	#0004 1/4" MEG
06-400040-1	#0004 QC 0° RED
06-400045	#0004.5 1/4" MEG
06-400045-1	#0004.5 QC 0° RED
06-400050	#0005 1/4" MEG
06-400050-1	#0005 QC 0° RED
06-400055	#0005.5 1/4" MEG
06-400055-1	#0005.5 QC 0° RED
06-400060	#0006 1/4" MEG
06-400060-1	#0006 QC 0° RED
06-400065	#0006.5 1/4" MEG
06-400065-1	#0006.5 QC 0° RED
06-400070	#0007 1/4" MEG
06-400070-1	#0007 QC 0° RED
06-400075	#0007.5 1/4" MEG
06-400075-1	#0007.5 QC 0° RED
06-400080	#0008 1/4" MEG
06-400080-1	#0008 QC 0° RED
06-400085	#0008.5 1/4" MEG
06-400085-1	#0008.5 QC 0° RED
06-400090	#0009 1/4" MEG
06-400090-1	#0009 QC 0° RED
06-400095	#0009.5 1/4" MEG
06-400095-1	#0009.5 QC 0° RED
06-400100	#00010 1/4" MEG
06-400100-1	#00010 QC 0° RED
06-400150	#0015 1/4" MEG
06-400180	#0018, 1/4" MEG
06-400200	#0020 1/4" MEG
06-415020	#1502 1/4" MEG
06-415025	#1502.5 1/4" MEG
06-415025-1	#1502.5 QC 15° YELLOW
06-415030	#1503 1/4" MEG
06-415030-1	#1503 1/4" MEG YELLOW
06-415035	#1503.5 1/4" MEG
06-415035-1	#1503.5 QC 15° YELLOW
06-415040	#1504 1/4" MEG
06-415040-1	#1504 QC 15° YELLOW
06-415045	#1504.5 1/4" MEG
06-415045-1	#1504.5 QC 15° YELLOW
06-415050	#1505 1/4" MEG
06-415050-1	#1505 QC 15° YELLOW
06-415055	#1505.5 1/4" MEG
06-415055-1	#1505.5 QC 15° YELLOW
06-415060	#1506 1/4" MEG
06-415060-1	#1506 QC 15° YELLOW
06-415065	#1506.5 1/4" MEG
06-415065-1	#1506.5 QC 15° YELLOW
06-415070	#1507 1/4" MEG
06-415070-1	#1507 QC 15° YELLOW
06-415075	#1507.5 1/4" MEG



06-400040-1



06-415040-1



06-425040



06-425040-1



06-440040-1

Spray Nozzles - Other Cont.

Part #	Description
06-415075-1	#1507.5 QC 15° YELLOW
06-415080	#1508 1/4" MEG
06-415080-1	#1508 QC 15° YELLOW
06-415085	#1508.5 1/4" MEG
06-415085-1	#1508.5 QC 15° YELLOW
06-415090	#1509 1/4" MEG
06-415090-1	#1509 QC 15° YELLOW
06-415095	#1509.5 1/4" MEG
06-415095-1	#1509.5 QC 15° YELLOW
06-415100	#1510 1/4" MEG
06-415100-1	#1510 QC 15° YELLOW
06-415125	#1512.5 1/4" MEG
06-415130	#1513 1/4" MEG
06-415150	#1515 1/4" MEG
06-415180	#1518 1/4" MEG
06-415200	#1520 1/4" MEG
06-415250	#1525 1/4" MEG
06-425025-1	#2502.5 QC 25° GREEN
06-425030	#2503 1/4" MEG
06-425030-1	#2503 QC 25° GREEN
06-425035	#2503.5 1/4" MEG
06-425035-1	#2503.5 QC 25° GREEN
06-425040	#2504 1/4" MEG
06-425040-1	#2504 QC 25° GREEN
06-425045	#2504.5 1/4" MEG
06-425045-1	#2504.5 QC 25° GREEN
06-425050	#2505 1/4" MEG
06-425050-1	#2505 QC 25° GREEN
06-425055	#2505.5 1/4" MEG
06-425055-1	#2505.5 QC 25° GREEN
06-425060	#2506 1/4" MEG
06-425060-1	#2506 QC 25° GREEN
06-425065	#2506.5 1/4" MEG
06-425065-1	#2506.5 QC 25° GREEN
06-425070	#2507 1/4" MEG
06-425070-1	#2507 QC 25° GREEN
06-425075	#2507.5 1/4" MEG
06-425075-1	#2507.5 QC 25° GREEN
06-425080	#2508 1/4" MEG
06-425080-1	#2508 QC 25° GREEN
06-425085	#2508.5 1/4" MEG
06-425085-1	#2508.5 QC 25° GREEN
06-425090	#2509 1/4" MEG
06-425090-1	#2509 QC 25° GREEN
06-425095	#2509.5 1/4" MEG
06-425095-1	#2509.5 QC 25° GREEN
06-425100-1	#25100 QC 25° GREEN
06-425150	#2515 1/4" MEG
06-440020	#4002 1/4" MEG
06-440030	#4003 1/4" MEG
06-440030-1	#4003 QC 40° WHITE
06-440035	#4003.5 1/4" MEG
06-440035-1	#4003.5 QC 40° WHITE
06-440040	#4004 1/4" MEG
06-440040-1	#4004 QC 40° WHITE
06-440045	#4004.5 1/4" MEG
06-440045-1	#4004.5, QC 40° WHITE
06-440050	#4005 1/4" MEG
06-440050-1	#4005 QC 40° WHITE
06-440055	#4005.5 1/4" MEG
06-440055-1	#4005.5 QC 40° WHITE
06-440060	#4006 1/4" MEG
06-440060-1	#4006 QC 40° WHITE
06-440065	#4006.5 1/4" MEG
06-440065-1	#4006.5 QC 40° WHITE
06-440070	#4007 1/4" MEG
06-440070-1	#4007 QC 40° WHITE
06-440075	#4007.5 1/4" MEG



TRIGGER GUNS - LANCES - NOZZLES

Spray Nozzles Cont.



06-440075-1

Part #	Description
06-440075-1	#4007.5 QC 40° WHITE
06-440080	#4008 1/4" MEG
06-440080-1	#4008 QC 40° WHITE
06-440085	#4008.5 1/4" MEG
06-440085-1	#4008.5 QC 40° WHITE
06-440090	#4009 1/4" MEG
06-440090-1	#4009 QC 40° WHITE
06-440095	#4009.5 1/4" MEG
06-440095-1	#4009.5 QC 40° WHITE
06-440100-1	#40100 QC 40° WHITE
06-440150	#4015 1/4" MEG

Spray Nozzles - Soap Nozzles



06-106540-1

Part #	Description
06-106540	65° x #40 BRASS 1/4" Meg
06-106540-1	65° x #40 QC BLACK
06-106541	65° x #40 SS 1/4" Meg

Spray Nozzles - Specialty



06-111000



06-109000

Part #	Description
06-109000	Nozzle Cleaner 1/4" QC
06-111000	Impact Steam Nozzle 1/4" MNPT BLACK
06-121000	Fan Steam Nozzle 1/4" FNPT



06-121000

Nozzle Kits



KPOP-3

Part #	Description
KPOP-3	Kit 3 (0,15,25,40)
KPOP-3.5	Kit 3.5 (0,15,25,40)
KPOP-4	Kit 4 (0,15,25,40)
KPOP-4.5	Kit 4.5 (0,15,25,40)
KPOP-5	Kit 5 (0,15,25,40)
KPOP-5.5	Kit 5.5 (0,15,25,40)
KPOP-6	Kit 6 (0,15,25,40)
KPOP-6.5	Kit 6.5 (0,15,25,40)
KPOP-7	Kit 7 (0,15,25,40)
KPOP-7.5	Kit 7.5 (0,15,25,40)
KPOP-8	Kit 8 (0,15,25,40)
KPOP-8.5	Kit 8.5 (0,15,25,40)

Rotary Nozzles

Rotary Nozzles - Rotating Nozzles



06-134010

Part #	Description
06-133510	3.5 Turbo Nozzle
06-134010	4.0 Turbo Nozzle
06-134510	4.5 Turbo Nozzle
06-135010	5.0 Turbo Nozzle
06-135510	5.5 Turbo Nozzle
06-136010	6.0 Turbo Nozzle
06-136510	6.5 Turbo Nozzle
06-137010	7.0 Turbo Nozzle
06-138010	8.0 Turbo Nozzle

Rotary Nozzles Cont.

Rotary Nozzles - Rotomax (Nozzles)



06-132000

Part #	Description
06-131000	2.1-2.6GPM
06-132000	2.9-4.0GPM
06-133000	4.2-5.5GPM

Rotary Nozzles - Rotomax (Parts)



06-131005

Part #	Description
06-131001	Flow Guide
06-131002	Ceramic Seat #10.0455.09
06-131003	Rotor #10.0465.09
06-131004	Inlet Nipple #3
06-131005	Repair Kit #190040
06-131006	O-Ring For Rotor Guide
06-131007	Rotor 10.0564.02

Part #	Description
06-131008	O-Ring 90.3574.00
06-132004	Inlet Nipple Rotomax 2
06-131009	Plastic Cover
06-131010	Red Nozzle Rotomax 1
06-133010	Black Nozzle Rotomax 3

Inline Filters



06-135598



06-135599

Part #	Description
06-135598	Replacement Screen
06-135599	1/4" Inline Filter

Trigger Guns



06-131101



06-151200



06-151905



06-152100



06-152510

Part #	Description
06-131101	10GPM 5000PSI YG5000
06-151100	10GPM 5000PSI ST2000
06-151200	10GPM 5000PSI Giant 21290-BA
06-151218	Repair Kit For Giant Gun 06-151200
06-151905	10GPM 3200PSI 210° F Front Load
06-152100	8GPM 3200PSI 300° F Front Load
06-152510	10GPM 5000PSI AaLadin

Nozzle Holders



06-151960



06-201240

Part #	Description
06-201240	1/4" FNPT Double Nozzle Holder
06-151202	1/4" Adjustable Nozzle #ST51
06-151960	1/4" FNPT Adjustable Nozzle Holder AL410N



06-151202

Lances

Part #	Description
06-151906	1/4" x 18" w/Nipple M22X 2 Piece
06-201200-1	1/4" x 40" Stainless Steel Dual
06-201260	3/8" x 1/4" FNPT 42"
06-201300	1/4" x 36" Single AaLadin
06-201300-1	1/4" x 36" Single 5000PSI
06-201348	1/4" x 48" Single
06-201350	12" Spray-Flex Extension
06-201360	1/4" x 48" 15° Bend AL362
06-201800	1/4" x 79" Bent



06-151906



06-201260

Gun & Lance Assemblies

Part #	Description
06-131100	Trigger Gun/Lance Assembly YG5000
E09-0072	Trigger Gun/Lance Adjustable Nozzle Assembly
06-152600	Trigger Gun/Lance Stainless Steel Red Nova



06-131100



06-152600

Trigger Gun Kits



Part #	Description
KPOP-06131101	Gun Handle Kit YG5000
KPOP-062510	10GPM 5000PSI AaLadin Kit

Injectors



06-161501-1



06-161501



06-161300

Part #	Description
06-161300	3/8" FNPT x 3/8" MNPT 4GPM 203CS Dema
06-161500	3/8" MNPT 2.1-2.9GPM #0
06-161500-1	2.0-3.0GPM QC
06-161501	3/8" MNPT 2.9-4.0GPM #1
06-161501-1	3.0-5.0GPM QC
06-161502	3/8" MNPT 4.0-5.6GPM #2
06-161502-1	5.0-8.0GPM QC
06-161503-1	3/8" 3-5GPM QC Stainless Steel
06-161504	3/8" MNPT 3.0-5.0GPM

Foam Kit



Part #	Description
06-161700	Foam Kit

Handle Grips



06-201001

Part #	Description
06-201000	1/2" Black
06-201001	7/8" Black
06-201003	1 1/4" Black TVI/IRT

V - Belts



07-122900

Part #	Description
07-094170	4L170
07-102000	4L200
07-112400	A24
07-114000	AX40
07-122100	AX21
07-122600	AX26
07-122800	AX28
07-122850	AX27
07-122900	AX29
07-123000	AX30
07-123100	AX31
07-123200	AX32
07-123300	AX33
07-123400	AX34
07-123500	AX35
07-123600	AX36
07-123700	AX37
07-123800	AX38
07-123900	AX39
07-124100	AX41
07-124200	AX42
07-124300	AX43
07-124400	AX44
07-124500	AX45
07-124600	AX46
07-124700	AX47
07-124800	AX48
07-125000	AX50
07-125100	AX51
07-125200	AX52
07-125300	AX53
07-125400	AX54
07-132800	BX28
07-132900	BX29
07-133000	BX30
07-133020	BX32
07-133100	B31
07-133300	BX33
07-133401	BX34
07-133501	BX35
07-133601	BX36
07-133701	BX37
07-133801	BX38
07-134001	BX40
07-134100	BX41
07-134201	BX42
07-134301	BX43
07-134400	BX44
07-134501	BX45
07-134601	BX46
07-134801	BX48
07-134901	BX49
07-135001	BX50
07-135002	BX53
07-135101	BX51
07-135201	BX52
07-135501	BX55
07-135600	BX56
07-135900	BX59
07-136101	BX61
07-136501	BX65
07-136701	BX67



BELTS - PULLEYS - BEARINGS

Clutches



07-161015



02-000001



B01-3421

Part #	Description
07-161000	2 Groove 12V 20MM
07-161009	1 Groove 24V 24MM
07-161010	2 Groove 12V 24MM
07-161011	1 Groove 12V 24MM
07-161012	1 Groove 12V
07-161015	2 Groove 24V 24MM
07-161016	2 Groove 12V DC 24MM
07-161017	Clutch Plate Adapter
07-161019	2 Groove 12V DC 24MM
07-161020	2 Groove 12V 24MM 10"
02-000001	Clutch Bolt Kit
B01-3420	Clutch Plate Adapter 47-Series
B01-3421	Clutch Plate Adapter 50 & 63-Series

Clutch Assemblies



I-07-161009

Part #	Description
I-07-161001	2 Groove 24V 20MM
I-07-161009	1 Groove 24V 24MM
I-07-161010	2 Groove 12V 24MM
I-07-161012	1 Groove 12V 24MM
I-07-161015	2 Groove 24V 24MM

Adjustable V - Pulleys



07-254400

Part #	Description
07-253000	1VL30 x 5/8"
07-253400	1VL34 x 5/8"
07-253401	1VL34 x 3/4"
07-254000	1VL40 x 5/8"
07-254002	1VL40 x 3/4"
07-254003	1VL40 x 7/8"
07-254400	1VL44 x 5/8"
07-254401	1VP44 x 1 1/8"
07-255000	1VP50L x 1 1/8"
07-255600	1VP56 x 5/8"

Bearings



07-420101



07-420106



07-420107

Part #	Description
07-420100	3/4" ID Turn Table Top Mount
07-420101	3/4" ID Oil Wheel Bearing
07-420103	1" Pillow Block
07-420106	1" Pillow Block 4 Bolt
07-420107	1" Pillow Block 2 Bolt

Parts Washer Parts



07-420101-1



07-420101-2



07-420111

Part #	Description
07-420101-1	Washer Rubber (For Oil Skimmer)
07-420101-2	Seal (For Oil Skimmer)
07-420102	5/16" Steel Ball
07-420111	2" x 1" Rubber Washer

V - Pulleys



07-204401



07-223401



06-233200

Part #	Description
07-201040	AK104 x H
07-201140	AK114 x H
07-202800	AK26 x 5/8"
07-203000	AK30 x 5/8"
07-203001	AK30 x H
07-203003	AK30 x 7/8"
07-203004	AK30 x 3/4"
07-203400	AK34 x 5/8"
07-203902	AK39 x 1/2"
07-204103	AK41 x 7/8"
07-204400	AK44 x 5/8"
07-204401	AK44 x H
07-204404	AK44 x 3/4"
07-204605	AK46 x 5/8"
07-205900	AK59 x H
07-207400	AK74 x H
07-213201	AK32 x 3/4"
07-216100	AK61 x H
07-216900	AK69 x H
07-217100	AK71 x H
07-217900	AK79 x H
07-221000	BK100 x H
07-221200	BK120 x H
07-223201	BK32 x H
07-223401	BK34 x H
07-223402	BK34 x 1 1/8"
07-223404	BK36 x 1 1/8"
07-223600	BK36 x H
07-224001	BK40 x 1 1/8"
07-224100	AK41 x H
07-224500	BK45 x H
07-224600	AK46 x H
07-224700	BK47 x H
07-224900	AK49 x H
07-225000	BK50 x H
07-225500	BK55 x H
07-227900	AK79 x 24MM
07-228400	AK84 x H
07-228401	AK84 x 24MM
07-228500	BK85 x H
07-229000	BK90 x H
07-229400	AK94 x H
07-231140	2AK114 x H
07-231240	2AK124 x H
07-233000	2AK30 x H
07-233001	2AK30 x 3/4"
07-233002	2AK30 x 1"
07-233003	2AK30 x 1 1/8"
07-233200	2AK32 x H
07-233201	2AK32 x 1"
07-233203	2AK32 x 1 1/8"
07-233400	2AK34 x H
07-233401	2BK34 x 1"
07-233402	2AK34 x 1"
07-233403	2AK34 x 1 1/8"
07-233900	2AK39 x H
07-234100	2AK41 x H
07-234400	2AK44 x H
07-234600	2AK46 x H
07-234900	2AK49 x H
07-235100	2AK51 x H
07-235400	2AK54 x H
07-235601	2TA56 x P
07-235900	2AK59 x H
07-236100	2AK61 x H
07-236400	2AK64 x H
07-237400	2AK74 x H
07-238400	2AK84 x H

V - Pulleys Cont.



07-243400

Part #	Description
07-239400	2AK94 x H
07-241000	2BK100 x H
07-241100	2BK110 x H
07-241200	2BK120 x H
07-243001	2BK30 x 1"
07-243200	2BK32 x H
07-243400	2BK34 x H
07-243600	2BK36 x H
07-244000	2BK40 x H
07-244001	2BK40 x 1"
07-244500	2BK45 x H
07-245200	2BK5 x H
07-245201	2TB52 x P
07-245600	2TB56 x P
07-245700	2BK57 x H
07-245800	2TB58 x P
07-246400	2TB64 x P
07-246700	2BK67 x H
07-248000	2BK80 x H
07-248600	2TB86 x Q
07-249000	2BK90 x H
07-263000	3TA30 x P
07-263400	3TA34 x P
07-263800	3TA38 x P
07-264000	3TA40 x P
07-264200	3TA42 x P
07-264400	3TA44 x P
07-273400	3TB34 x P1
07-275200	3TB52 x P1
07-275600	4TA56 x P1
07-278600	5TB86 x Q2
07-279400	2B94 x Q1
07-284000	3TB40 x P1
07-286000	4TB60 x P1
07-294200	4TA42 x P1
07-294600	V4TA46 x P1
07-295000	4TA50 x P1
07-295250	4TB52 x P1
07-297000	4TA70 x Q1
07-420201	AZ20 x 3/8"
07-420202	AK20 x 1/2"
07-420104	AK46 x 1" w/No Keyway
07-420200	AK28 x 3/4" w/No Keyway
07-420206	AL64 x 1" w/No Keyway
07-420208	AK28 x 3/4" w/Keyway

Pulley Bushings



07-311200

Part #	Description
07-301300	H x 5/8"
07-301410	H x 7/8"
07-301500	H x 1"
07-301600	H x 1 1/8"
07-301800	H x 1 3/8"
07-301900	H x 1 7/16"
07-311000	H x 16.5MM
07-311100	H x 20MM
07-311200	H x 24MM
07-311205	H x 28MM #7175
07-321500	P1 x 1"
07-321501	P2 x 1"
07-321503	P2 x 1 7/16"
07-321600	P1 x 1 1/8"
07-321700	P1 x 1 7/16"
07-322000	Q1 x 1 5/8"
07-322300	P1 x 1 5/8"
07-322400	P1 x 1 3/8"
07-322700	SDS x 1 5/8"
07-322750	Q2 x 1 7/8"



Pumps - AaLadin Heavy Usage Quick Reference

Pumps - AaLadin 75-Series



Part #	Description	PSI	GPM	RPM
08-131200	AaLadin 75-Series Pump 20mm Bore 10mm Stroke	1100/1500	4/3.5	1750/1450
08-131013	Packing Kit/Water Seal Kit (Kit 719D)	---	---	---
08-131010	Check Valve Kit (Kit 71A)	---	---	---
08-131017	Oil Seal Kit (Kit 723G)	---	---	---
08-131059	Plunger Kit (Piston Only)	---	---	---
08-131018	Packing Kit w/Brass (Kit 727H)	---	---	---



Part #	Description	PSI	GPM	RPM
08-131300	AaLadin 75-Series Pump 20mm Bore 16mm Stroke	2000/1500	4.5/5.6	1125/1450
08-131369	Packing Kit/Water Seal Kit (Kit 769R)	---	---	---
08-131010	Check Valve Kit (Kit 71A)	---	---	---
08-131017	Oil Seal Kit (Kit 723G)	---	---	---
08-131059	Plunger Kit (Piston Only)	---	---	---
08-131318	Packing Kit w/Brass (Kit 728P)	---	---	---



Part #	Description	PSI	GPM	RPM
08-131900	AaLadin 75-Series Pump 20mm Bore 16mm Stroke	3000/1700	4.5/5.6	1125/1450
08-131369	Packing Kit/Water Seal Kit (Kit 769R)	---	---	---
08-131010	Check Valve Kit (Kit 71A)	---	---	---
08-131317	Oil Seal Kit (Kit 720)	---	---	---
08-131059	Plunger Kit (Piston Only)	---	---	---
08-131318	Packing Kit w/Brass (Kit 728P)	---	---	---



Part #	Description	PSI	GPM	RPM
08-132100	AaLadin 75-Series Pump 20mm Bore 12mm Stroke	2000/1500	4/4.75	1450/1750
08-131369	Packing Kit/Water Seal Kit (Kit 769R)	---	---	---
08-131010	Check Valve Kit (Kit 71A)	---	---	---
08-131017	Oil Seal Kit (Kit 723G)	---	---	---
08-131359	Plunger Kit (Piston Only)	---	---	---
08-131318	Packing Kit w/Brass (Kit 728P)	---	---	---

Pumps - AaLadin Heavy Usage Quick Reference Cont.



Pumps - AaLadin 75-Series Cont.



08-132295



08-131369



08-131010



08-131317



08-131359



08-131318

Part #	Description	PSI	GPM	RPM
08-132295	AaLadin 75-Series Pump 20mm Bore 16mm Stroke	3500	4	1450
08-131369	Packing Kit/Water Seal Kit (Kit 769R)	---	---	---
08-131010	Check Valve Kit (Kit 71A)	---	---	---
08-131317	Oil Seal Kit (Kit 72O)	---	---	---
08-131359	Plunger Kit (Piston Only)	---	---	---
08-131318	Packing Kit w/Brass (Kit 728P)	---	---	---



08-132700



08-131013



08-131010



08-131017



08-131059



08-131018

Part #	Description	PSI	GPM	RPM
08-132700	AaLadin 75-Series Pump 20mm Bore 10mm Stroke	2000	4	1750
08-131013	Packing Kit/Water Seal Kit (Kit 719D)	---	---	---
08-131010	Check Valve Kit (Kit 71A)	---	---	---
08-131017	Oil Seal Kit (Kit 723G)	---	---	---
08-131059	Plunger Kit (Piston Only)	---	---	---
08-131018	Packing Kit w/Brass (Kit 727H)	---	---	---



08-132800



08-131369



08-131010



08-131317



08-131359



08-131318

Part #	Description	PSI	GPM	RPM
08-132800	AaLadin 75-Series Pump 20mm Bore 12mm Stroke	3500/2300	4/4.75	1450/1750
08-131369	Packing Kit/Water Seal Kit (Kit 769R)	---	---	---
08-131010	Check Valve Kit (Kit 71A)	---	---	---
08-131317	Oil Seal Kit (Kit 72O)	---	---	---
08-131359	Plunger Kit (Piston Only)	---	---	---
08-131318	Packing Kit w/Brass (Kit 728P)	---	---	---



08-135900



08-135913



08-135910



08-131317



08-135959



08-135918

Part #	Description	PSI	GPM	RPM
08-135900	AaLadin 75-Series Pump 20mm Bore 21mm Stroke	3600	7	1750
08-135913	Packing Kit/Water Seal Kit (Kit 7170D3)	---	---	---
08-135910	Check Valve Kit (Kit 7169C3)	---	---	---
08-131317	Oil Seal Kit (Kit 72O)	---	---	---
08-135959	Plunger Kit (Piston Only)	---	---	---
08-135918	Packing Kit w/Brass (Kit 7171E3)	---	---	---

PUMPS - AaLadin Heavy Usage Quick Reference

Pumps - AaLadin Heavy Usage Quick Reference Cont.

Pumps - AaLadin 75-Series



Part #	Description	PSI	GPM	RPM
08-136500	AaLadin 75-Series Pump 18mm Bore 12mm Stroke	3000	2.1/2.6	1450/1750
08-135813	Packing Kit/Water Seal Kit (Kit 7160Z2)	---	---	---
08-135710	Check Valve Kit (Kit 7123U2)	---	---	---
08-135817	Oil Seal Kit (Kit 7159A3)	---	---	---
08-133659	Plunger Kit (Piston Only)	---	---	---
08-135818	Packing Kit w/Brass (Kit 7166B3)	---	---	---



Part #	Description	PSI	GPM	RPM
08-136600	AaLadin 75-Series Pump 15mm Bore 13mm Stroke	3000	3	1750
08-135813	Packing Kit/Water Seal Kit (Kit 7160Z2)	---	---	---
08-135710	Check Valve Kit (Kit 7123U2)	---	---	---
08-135817	Oil Seal Kit (Kit 7159A3)	---	---	---
08-133659	Plunger Kit (Piston Only)	---	---	---
08-135818	Packing Kit w/Brass (Kit 7166B3)	---	---	---



Part #	Description	PSI	GPM	RPM
08-136900	AaLadin 75-Series Pump 18mm Bore 10mm Stroke	2000	2.7/3.1	1450/1750
08-136901	Packing Kit/Water Seal Kit (Kit 7161H3)	---	---	---
08-135710	Check Valve Kit (Kit 7123U2)	---	---	---
08-135817	Oil Seal Kit (Kit 7159A3)	---	---	---
08-136959	Plunger Kit (Piston Only)	---	---	---
08-136904	Packing Kit w/Brass (Kit 7167I3)	---	---	---



Part #	Description	PSI	GPM	RPM
08-137000	AaLadin 75-Series Pump 18mm Bore 13mm Stroke	2500	3.0/4.1	1275/1750
08-136901	Packing Kit/Water Seal Kit (Kit 7161H3)	---	---	---
08-135710	Check Valve Kit For (Kit 7123U2)	---	---	---
08-135817	Oil Seal Kit (Kit 7159A3)	---	---	---
08-136959	Plunger Kit (Piston Only)	---	---	---
08-136904	Packing Kit w/Brass (Kit 7167I3)	---	---	---

Pumps - AaLadin Heavy Usage Quick Reference Cont.

Pumps - AaLadin 45-Series



08-171700



08-171413



08-171410



08-171417



08-171859

Part #	Description	PSI	GPM	RPM
08-171700	AaLadin 45-Series Pump 15mm Bore 4.8mm Stroke 5/8" Hollow Shaft	1500	2.11	3400
08-171413	Packing Kit/Water Seal Kit (Kit 41866B)	---	---	---
08-171410	Check Valve Kit (Kit 41864A)	---	---	---
08-171417	Oil Seal Kit (Kit 41860F)	---	---	---
08-171859	Plunger Kit (Piston Only)	---	---	---



08-172000



08-171413



08-171410



08-171417



08-171859

Part #	Description	PSI	GPM	RPM
08-172000	AaLadin 45-Series Pump 15mm Bore 7.2mm Stroke 5/8" Hollow Shaft	1600	3	3400
08-171413	Packing Kit/Water Seal Kit (Kit 41866B)	---	---	---
08-171410	Check Valve Kit (Kit 41864A)	---	---	---
08-171417	Oil Seal Kit (Kit 41860F)	---	---	---
08-171859	Plunger Kit (Piston Only)	---	---	---




08-172100



08-171413



08-171410



08-171417



08-171859

Part #	Description	PSI	GPM	RPM
08-172100	AaLadin 45-Series Pump 15mm Bore 7.2mm Stroke 3/4" Hollow Shaft	2200	3	3400
08-171413	Packing Kit/Water Seal Kit (Kit 41866B)	---	---	---
08-171410	Check Valve Kit (Kit 41864A)	---	---	---
08-171417	Oil Seal Kit (Kit 41860F)	---	---	---
08-171859	Plunger Kit (Piston Only)	---	---	---



08-172600



08-171415



08-171418



08-171416



08-171419

Part #	Description	PSI	GPM	RPM
08-172600	AaLadin 45-Series Pump 18mm Bore 6.2mm Stroke 1" Hollow Shaft	3000	3.5	3400
08-171415	Packing Kit/Water Seal Kit (Kit 41857D)	---	---	---
08-171418	Check Valve Kit (Kit 41828G)	---	---	---
08-171416	Oil Seal Kit (Kit 41856E)	---	---	---
08-171419	Plunger Kit (Piston Only)	---	---	---

PUMPS - AaLadin Heavy Usage Quick Reference

Pumps - AaLadin Heavy Usage Quick Reference Cont.

Pumps - AaLadin 45-Series Cont.



Part #	Description	PSI	GPM	RPM
08-172700	AaLadin 45-Series Pump 18mm Bore 6.2mm Stroke 1" Hollow Shaft	4000	3.5	3400
08-171415	Packing Kit/Water Seal Kit (Kit 41857D)	---	---	---
08-171418	Check Valve Kit (Kit 41828G)	---	---	---
08-171416	Oil Seal Kit (Kit 41856E)	---	---	---
08-171419	Plunger Kit (Piston Only)	---	---	---



Part #	Description	PSI	GPM	RPM
08-173800	AaLadin 45-Series Pump 18mm Bore 14.6mm Stroke 24mm Solid Shaft	4000	3.96	1450
08-171415	Packing Kit/Water Seal Kit (Kit 41857D)	---	---	---
08-173810	Check Valve Kit (Kit 42864H)	---	---	---
08-173817	Oil Seal Kit (Kit 41855I)	---	---	---
08-171419	Plunger Kit (Piston Only)	---	---	---




Part #	Description	PSI	GPM	RPM
08-173900	AaLadin 45-Series Pump 15mm Bore 15.4mm Stroke 24mm Solid Shaft	2500	3.5	1750
08-173913	Packing Kit/Water Seal Kit (Kit 42741L)	---	---	---
08-171410	Check Valve Kit (Kit 41864A)	---	---	---
08-173905	Oil Seal Kit (Kit 42786J)	---	---	---
08-173959	Plunger Kit (Piston Only)	---	---	---



Part #	Description	PSI	GPM	RPM
08-174100	AaLadin 45-Series Pump 15mm Bore 13.2mm Stroke 24mm Solid Shaft	2500	3	1750
08-173913	Packing Kit/Water Seal Kit (Kit 42741L)	---	---	---
08-171410	Check Valve Kit (Kit 41864A)	---	---	---
08-173905	Oil Seal Kit (Kit 42786J)	---	---	---
08-173906	Plunger Kit (Piston Only)	---	---	---

Pumps - AaLadin Heavy Usage Quick Reference Cont.

Pumps - AaLadin 45-Series Cont.



Part #	Description	PSI	GPM	RPM
08-174400	AaLadin 45-Series Pump 20mm Bore 14.6mm Stroke 24mm Solid Shaft	4000	4.75	1450
08-174413	Packing Kit/Water Seal Kit (Kit 41887M)	---	---	---
08-173810	Check Valve Kit (Kit 42864H)	---	---	---
08-173817	Oil Seal Kit (Kit 41855I)	---	---	---
08-174458	Plunger Kit (Piston Only)	---	---	---



Part #	Description	PSI	GPM	RPM
08-175600	AaLadin 45-Series Pump 18mm Bore 10.8mm Stroke 24mm Solid Shaft	3000	3.5	1750
08-171415	Packing Kit/Water Seal Kit (Kit 41857D)	---	---	---
08-173810	Check Valve Kit (Kit 42864H)	---	---	---
08-173817	Oil Seal Kit (Kit 41855I)	---	---	---
08-171419	Plunger Kit (Piston Only)	---	---	---



PUMPS - AaLadin Heavy Usage Quick Reference

Pumps - AaLadin Pumps, Pump Kits & Parts

AaLadin 75-Series Pumps



Part #	Description
08-131200	4/3.5GPM 1100/1500PSI
08-131300	4.5/5.6GPM 2000/1500PSI
08-131900	4.5/5.6GPM 3000/1700PSI
08-132100	4/4.75GPM 2000/1500PSI
08-132295	4GPM 3500PSI
08-132700	4GPM 2000PSI
08-132800	4/4.75GPM 3500/2300PSI
08-135900	7GPM 3600PSI
08-136500	2.1/2.6GPM 3000PSI
08-136600	3GPM 3000PSI
08-136900	2.7/3.1GPM 2000PSI

AaLadin 75-Series Oil



Part #	Description
08-135400	AaLadin Pump Oil 32 oz.
08-135400-B	AaLadin Pump Oil Case of 12

AaLadin 75-Series Kits

75-Series Kits - Valve



Part #	Description
08-131010	Kit 71A
08-135710	Kit 7123U2
08-131311	Kit 7101J
08-131712	Kit 762V
08-135910	Kit 7169C3

75-Series Kits - Cap Plug



Part #	Description
08-131011	Kit 74B
08-131014	Kit 7K04FE
08-131411	Kit 75S
08-133012	Kit 784Q2
08-135811	Kit 7124Y2

75-Series Kits - Piston Bolt



Part #	Description
08-131012	Kit 76C
08-131718	Kit 774C2

75-Series Kits - Oil Seal



Part #	Description
08-131017	Kit 723G
08-131317	Kit 72O
08-131319	Kit 73Q
08-131710	Kit 732T
08-131803	Kit 724D2
08-135817	Kit 7159A3
08-131711	Kit 737U
08-135717	Kit 783X2

75-Series Kits - Packing



Part #	Description
08-131013	Kit 719D
08-131018	Kit 727H
08-131313	Kit 78K
08-131318	Kit 728P
08-131369	Kit 769R
08-131713	Kit 763X
08-131717	Kit 767B2
08-132211	Kit 712F2
08-132314	Kit 729I2
08-132411	Kit 716K2
08-132414	Kit 730N2
08-132901	Kit 788O2
08-132902	Kit 792P2
08-133013	Kit 785R2
08-133014	Kit 787S2
08-133497	Kit 797T2
08-135913	Kit 7170D3
08-135918	Kit 7171E3
08-136313	Kit 7172F3
08-136318	Kit 7173G3
08-135713	Kit 7140V2
08-135813	Kit 7160Z2
08-135818	Kit 7166B3

75-Series Kits - Head Ring



Part #	Description
08-131315	Kit 77M
08-132210	Kit 711E2
08-132410	Kit 715J2

75-Series Kits - Packing Retainer



Part #	Description
08-131015	Kit 721F
08-131316	Kit 710N
08-131714	Kit 764Y
08-132313	Kit 714H2
08-132413	Kit 718M2

75-Series Kits - Intermediate Ring



Part #	Description
08-131314	Kit 771L
08-131715	Kit 765Z
08-131716	Kit 766A2
08-132312	Kit 713G2
08-132412	Kit 717L2

75-Series Kits - Hot Cup



Part #	Description
08-131310	Kit 722O

Pumps - AaLadin Pumps, Pump Kits & Parts



PUMPS - AaLadin Pumps/Pump Kits/Pump Parts

AaLadin 75-Series Rails



08-131022

Part #	Description
08-131022	5 3/4" x Standard
08-131322	6 7/8" x Standard
08-131324	6 1/3" x 2 5/8" Tall

75-Series Components - Pistons



08-133659

Part #	Description
08-131059	20mm x 40mm 14mm ID
08-131359	20mm x 50mm 14mm ID
08-132220	22mm x 50mm 13.8mm ID
08-133027	15mm x 25mm 9mm ID
08-136359	22mm x 50mm 10mm ID
08-133659	15mm x 38mm 9mm ID
08-135959	20mm x 50mm 10mm ID

AaLadin 75-Series Components

75-Series Components - O-Rings



08-131024

Part #	Description
08-131024	Check Valve O-Ring
08-131029	Manifold Cap Plug O-Ring
08-131036	Packing Retainer O-Ring For 08-131200
08-131040	Crankcase O-Ring
08-131047	Drain Plug O-Ring
08-131334	Rear Cover O-Ring
08-131366	Packing Retainer O-Ring For 08-132100

75-Series Components - Rings



08-131371

Part #	Description
08-131060	Pump Anti-Extrusion Ring
08-131371	Pump Long Life Ring

75-Series Components - Crankcase Bearings



08-131041

Part #	Description
08-131041	Crankcase Bearing
08-131346	Crankshaft Bearing

75-Series Components - Screws & Bolts



08-131323

Part #	Description
08-131062	Pump & Piston Screws
08-131222	Metric Manifold Screw
08-131323	Manifold Screw
08-131351	Connecting Rod Screw
08-134303	Rail Bolt

75-Series Components - Dipsticks



08-131043

Part #	Description
08-131043	Crankcase 2 5/8" Long
08-131338	Crankcase 3 1/8" Long

75-Series Components - Cap Plugs



Part #	Description
08-131067	Pump Cap Plug

75-Series Components - Oil Level



Part #	Description
08-131048	Oil Level Indicator

75-Series Components - Valve Caps



08-131069

Part #	Description
08-131068	Fine Thread Valve Cap
08-131069	Course Thread Valve Cap

75-Series Components - Keys



08-131058

Part #	Description
08-131058	5/16" x 1"
08-131372	5/16" x 1 3/8"

75-Series Components - Manifolds



08-131421

Part #	Description
08-131221	Brass Discharge Manifold
08-131321	Brass Manifold
08-131421	Nickel/Brass Manifold

75-Series Components - Oil Seals



Part #	Description
08-131064	Crankcase Oil Seal

75-Series Components - Washers



08-131354

Part #	Description
08-131354	Copper Washer
08-133026	Piston Washer
08-134302	Rail Washer
08-136601	Flinger Washer

Pumps - AaLadin Pumps, Pump Kits & Parts

AaLadin 75-Series Components

75-Series Components - Shims



Part #	Description
08-131364	Pump Shim

75-Series Components - Crankcases



Part #	Description
08-131042	Pump Crankcase

75-Series Components - Gear Reducers



08-132001

Part #	Description
08-132001	1" Hollow Shaft
08-132301	1 1/8" Hollow Shaft

AaLadin 75-Series Service Tools



08-135413

Part #	Description
08-135000	Packing Inserter Kit
08-135413	V Packing Extractor
08-135414	24mm Packing Extractor
08-135410	Mini Tool Kit

AaLadin 45-Series Pumps



08-173900

Part #	Description
08-171700	2.11GPM 1500PSI
08-172000	3GPM 1600PSI
08-172100	3GPM 2200PSI
08-175600	3.5GPM 3000PSI
08-172700	3.5GPM 4000PSI
08-173800	3.96GPM 4000PSI
08-173900	3.5GPM 2500PSI
08-174100	3GPM 2500PSI
08-174400	4.75GPM 4000PSI
08-175600	3.5GPM 3000PSI

AaLadin 45-Series Kits

45-Series Kits - Valve



08-171410

Part #	Description
08-171410	Kit 41864A
08-171418	Kit 41828G
08-173810	Kit 42864H

45-Series Kits - Packing



08-174413

Part #	Description
08-174413	Kit 41887M
08-171413	Kit 41866B
08-171414	Kit 41874C
08-171415	Kit 41857D
08-173913	Kit 42741L

45-Series Kits - Oil Seal



08-173817

Part #	Description
08-171416	Kit 41856E
08-171417	Kit 41860F
08-173817	Kit 41855I
08-173905	Kit 42786J

45-Series Kits - Hot Cup



Part #	Description
08-174101	Kit 42776O

45-Series Kits - Piston



08-174458

Part #	Description
08-174458	Kit 42547N
08-173906	Kit 42544K
08-173820	KIT 2546

AaLadin 45-Series Rails



08-173901

Part #	Description
B01-3422	6 1/2" Long x 1 3/4" Tall
08-173901	6 1/2" Long x 1 3/4" Tall

AaLadin 45-Series Components

45-Series Components - Valve Caps



Part #	Description
08-171411	Pump Valve Cap

45-Series Components - O-Rings



Part #	Description
08-171411-1	Valve Cap O-Ring

45-Series Components - Plungers



08-171419

Part #	Description
08-171412	18mm x 30mm 8mm ID
08-171419	18mm x 40mm 11mm ID
08-171859	15mm x 30mm 8mm ID
08-173959	15mm x 35mm 8mm ID

Pumps - General Pumps



PUMPS - General Pump Heavy Usage Quick Reference



08-750061



08-750037



08-750034



08-750040



08-750054



08-750041

Part #	Description	PSI	GPM	RPM
08-750061	General T991 Pump 20mm Bore 10mm Stroke	1100/1500	4/3.5	1750/1450
08-750037	Packing Kit/Water Seal Kit For T991 (Kit 19)	---	---	---
08-750034	Check Valve Kit For T991 (Kit 1)	---	---	---
08-750040	Oil Seal Kit For T991 (Kit 23)	---	---	---
08-750054	Plunger Kit For T991 (Piston Only)	---	---	---
08-750041	Packing Kit w/Brass For T991 (Kit 27)	---	---	---



08-750065



08-750089



08-750034



08-750040



08-750054



08-750074

Part #	Description	PSI	GPM	RPM
08-750065	General T1011 Pump 20mm Bore 16mm Stroke	2000/1500	4.5/5.6	1125/1450
08-750089	Packing Kit/Water Seal Kit For T1011 (Kit 69)	---	---	---
08-750034	Check Valve Kit For T1011 (Kit 1)	---	---	---
08-750040	Oil Seal Kit For T1011 (Kit 2)	---	---	---
08-750054	Plunger Kit For T1011 (Piston Only)	---	---	---
08-750074	Packing Kit w/Brass T1011 (Kit 28)	---	---	---



08-750106



08-750089



08-750034



08-750073



08-750054



08-750074

Part #	Description	PSI	GPM	RPM
08-750106	General TS2021 Pump 20mm Bore 16mm Stroke	3000/1700	4.5/5.6	1125/1450
08-750089	Packing Kit/Water Seal Kit For TS2021 (Kit 69)	---	---	---
08-750034	Check Valve Kit For TS2021 (Kit 1)	---	---	---
08-750073	Oil Seal Kit For TS2021 (Kit 2)	---	---	---
08-750054	Plunger Kit For TS2021 (Piston Only)	---	---	---
08-750074	Packing Kit w/Brass For TS2021 (Kit 28)	---	---	---



08-750109



08-750089



08-750034



08-750040



08-750054



08-750074

Part #	Description	PSI	GPM	RPM
08-750109	General TS1011 Pump 20mm Bore 12mm Stroke	2000/1500	4/4.75	1450/1750
08-750089	Packing Kit/Water Seal Kit For TS1011 (Kit 69)	---	---	---
08-750034	Check Valve Kit For TS1011 (Kit 1)	---	---	---
08-750040	Oil Seal Kit For TS1011 (Kit 2)	---	---	---
08-750054	Plunger Kit For TS1011 (Piston Only)	---	---	---
08-750074	Packing Kit w/Brass For TS1011 (Kit 28)	---	---	---

Pumps - General Pumps Cont.



Part #	Description	PSI	GPM	RPM
08-750114	General TSS1511 Pump 20mm Bore 16mm Stroke	3500	4	1450
08-750089	Packing Kit/Water Seal Kit For TSS1511 (Kit 69)	---	---	---
08-750034	Check Valve Kit For TSS1511 (Kit 1)	---	---	---
08-750073	Oil Seal Kit For TSS1511 (Kit 2)	---	---	---
08-750086	Plunger Kit For TSS1511 (Piston Only)	---	---	---
08-750074	Packing Kit w/Brass For TSS1511 (Kit 28)	---	---	---



Part #	Description	PSI	GPM	RPM
08-750126	General T9971 Pump 20mm Bore 10mm Stroke	2000	4	1750
08-750037	Packing Kit/Water Seal Kit For T9971 (Kit 19)	---	---	---
08-750034	Check Valve Kit For T9971 (Kit 1)	---	---	---
08-750073	Oil Seal Kit For T9971 (Kit 23)	---	---	---
08-750054	Plunger Kit For T9971 (Piston Only)	---	---	---
08-750041	Packing Kit w/Brass For T9971 (Kit 27)	---	---	---



Part #	Description	PSI	GPM	RPM
08-750127	General TS2011 Pump 20mm Bore 12mm Stroke	3500/2300	4/4.75	1450/1750
08-750089	Packing Kit/Water Seal Kit For TS2011 (Kit 69)	---	---	---
08-750034	Check Valve Kit For TS2011 (Kit 1)	---	---	---
08-750073	Oil Seal Kit For TS2011 (Kit 2)	---	---	---
08-750086	Plunger Kit For TS2011 (Piston Only)	---	---	---
08-750074	Packing Kit w/Brass For TS2011 (Kit 28)	---	---	---



Part #	Description	PSI	GPM	RPM
08-750159	General TSF2021 Pump 20mm Bore 21mm Stroke	3600	7	1750
08-750161	Packing Kit/Water Seal Kit For TSF2021 (Kit 170)	---	---	---
08-750160	Check Valve Kit For TSF2021 (Kit 169)	---	---	---
08-750073	Oil Seal Kit For TSF2021 (Kit 2)	---	---	---
08-750163	Plunger Kit For TSF2021 (Piston Only)	---	---	---
08-750162	Packing Kit w/Brass For TSF2021 (Kit 171)	---	---	---

Pumps - General Pumps Cont.



PUMPS - General Pump Heavy Usage Quick Reference



08-750172



08-750156



08-750151



08-750157



08-750139



08-750158

Part #	Description	PSI	GPM	RPM
08-750172	General TX1512S17 Pump 18mm Bore 12mm Stroke	3000	2.1/2.6	1450/1750
08-750156	Packing Kit/Water Seal Kit For TX1512S17 (Kit 160)	---	---	---
08-750151	Check Valve Kit For TX1512S17 (Kit 123)	---	---	---
08-750157	Oil Seal Kit For TX1512S17 (Kit 159)	---	---	---
08-750139	Plunger Kit For TX1512S17 (Piston Only)	---	---	---
08-750158	Packing Kit w/Brass For TX1512S17 (Kit 166)	---	---	---



08-750173



08-750156



08-750151



08-750157



08-750139



08-750158

Part #	Description	PSI	GPM	RPM
08-750173	General TX1513S17 Pump 15mm Bore 13mm Stroke	3000	3	1750
08-750156	Packing Kit/Water Seal Kit For TX1513S17 (Kit 160)	---	---	---
08-750151	Check Valve Kit For TX1513S17 (Kit 123)	---	---	---
08-750157	Oil Seal Kit For TX1513S17 (Kit 159)	---	---	---
08-750139	Plunger Kit For TX1513S17 (Piston Only)	---	---	---
08-750158	Packing Kit w/Brass For TX1513S17 (Kit 166)	---	---	---



08-750029



08-750030



08-750151



08-750157



08-750032



08-750031

Part #	Description	PSI	GPM	RPM
08-750029	General TX1810S17 Pump 18mm Bore 10mm Stroke	2000	2.7/3.1	1450/1750
08-750030	Packing Kit/Water Seal Kit For TX1810S17 (Kit 161)	---	---	---
08-750151	Check Valve Kit For TX1810S17 (Kit 123)	---	---	---
08-750157	Oil Seal Kit For TX1810S17 (Kit 159)	---	---	---
08-750032	Plunger Kit For TX1810S17 (Piston Only)	---	---	---
08-750031	Packing Kit w/Brass For TX1810S17 (Kit 167)	---	---	---



08-750178



08-750030



08-750151



08-750157



08-750032



08-750031

Part #	Description	PSI	GPM	RPM
08-750178	General TX1813S17 Pump 18mm Bore 13mm Stroke	2500	3.0/4.1	1275/1750
08-750030	Packing Kit/Water Seal Kit For TX1810S17 (Kit 161)	---	---	---
08-750151	Check Valve Kit For TX1810S17 (Kit 123)	---	---	---
08-750157	Oil Seal Kit For TX1810S17 (Kit 159)	---	---	---
08-750032	Plunger Kit For TX1810S17 (Piston Only)	---	---	---
08-750031	Packing Kit w/Brass For TX1810S17 (Kit 167)	---	---	---

Pumps - General Pumps Cont.

Part #	Pump	PSI	GPM	RPM	Bore	Stroke	Kits Needed				
							Packing	Check Valve	Oil Seal	Plunger	Packing w/Brass
08-750033	T731	1200/1000	3/3.5	1450/1750	20mm	12mm	Kit 19 08-750037	Kit 1 08-750034	Kit 23 08-750040	Piston 08-750054	Kit 27 08-750041
08-750061	T991	1100/1500	4/3.5	1750/1450	20mm	10mm	Kit 19 08-750037	Kit 1 08-750034	Kit 23 08-750040	Piston 08-750054	Kit 27 08-750041
08-750065	T1011	2000/1500	4.5/5.6	1125/1450	20mm	16mm	Kit 69 08-750089	Kit 1 08-750034	Kit 2 08-750073	Piston 08-750054	Kit 28 08-750074
08-750106	TS2021	3000/1700	4.5/5.6	1125/1450	20mm	16mm	Kit 69 08-750089	Kit 1 08-750034	Kit 2 08-750073	Piston 08-750054	Kit 28 08-750074
08-750107	TS1711	2700	3.5	1450	20mm	10mm	Kit 69 08-750089	Kit 1 08-750034	Kit 2 08-750073	Piston 08-750054	Kit 28 08-750074
08-750109	TS1011	2000/1500	4/4.75	1450/1750	20mm	12mm	Kit 69 08-750089	Kit 1 08-750034	Kit 2 08-750073	Piston 08-750054	Kit 28 08-750074
08-750110	T1321	2100	5.5	1150	22mm	16mm	Kit 148 08-750176	Kit 1 08-750034	Kit 2 08-750073	Piston 08-750113	Kit 29 08-750119
08-750114	TSS1511	3500	4	1450	20mm	16mm	Kit 69 08-750089	Kit 1 08-750034	Kit 2 08-750073	Piston 08-750054	Kit 28 08-750074
08-750125	T9731	1000	2.85	1750	20mm	10.5mm	Kit 19 08-750037	Kit 1 08-750034	Kit 23 08-750040	Piston 08-750054	Kit 27 08-750041
08-750126	T9971	2000	4	1750	20mm	10mm	Kit 19 08-750037	Kit 1 08-750034	Kit 23 08-750040	Piston 08-750054	Kit 27 08-750041
08-750127	TS2011	3500/2300	4/4.75	1450/1750	20mm	12mm	Kit 69 08-750089	Kit 1 08-750034	Kit 2 08-750073	Piston 08-750054	Kit 28 08-750074
08-750138	TT9441	2500	4.4	3400	15mm	10mm	Kit 88 08-750128	Kit 1 08-750034	Kit 23 08-750040	Piston 08-750139	Kit 92 08-750129
08-750140	T9051-EBF	1500	2.11	1750	15mm	9.4mm	Kit 97 08-750136	Kit 1 08-750034	Kit 83 08-750153	Piston 08-750134	Kit 96 08-750177
08-750145	TT2035EBF	2000	3.5	3400	15mm	8mm	Kit 97 08-750136	Kit 1 08-750034	Kit 83 08-750153	Piston 08-750134	Kit 96 08-750177
08-750154	TX1510S34	3000	4	3400	15mm	10mm	Kit 160 08-750156	Kit 123 08-750151	Kit 159 08-750157	Piston 08-750139	Kit 166 08-750158
08-750159	TSF2021	3600	7	1750	20mm	21mm	Kit 170 08-750161	Kit 169 08-750160	Kit 2 08-750073	Piston 08-750139	Kit 171 08-750162
08-750167	TSF2221	3000	10.2/8.5	1750/1450	22mm	21mm	Kit 172 08-750168	Kit 169 08-750160	Kit 2 08-750073	Piston 08-750139	Kit 173 08-750169
08-750171	TSF2019	3600	6.3/7.6	1450/1750	20mm	19mm	Kit 170 08-750161	Kit 169 08-750160	Kit 2 08-750073	Piston 08-750163	Kit 171 08-750162
08-750172	TX1512S17	3000	2.1/2.6	1450/1750	18mm	12mm	Kit 160 08-750156	Kit 123 08-750151	Kit 159 08-750157	Piston 08-750139	Kit 166 08-750158
08-750173	TX1513S17	3000	3	1750	15mm	13mm	Kit 160 08-750156	Kit 123 08-750151	Kit 159 08-750157	Piston 08-750139	Kit 166 08-750158
08-750029	TX1810S17	2000	2.7/3.1	1450/1750	18mm	10mm	Kit 161 08-750030	Kit 123 08-750151	Kit 159 08-750157	Piston 08-750032	Kit 167 08-750031

General Pumps



Part #	Description
08-750033	T731
08-750061	T991
08-750065	T1011
08-750066	T1011 Left Hand
08-750094	T1031
08-750106	TS2021
08-750107	TS1711
08-750109	TS1011
08-750110	T1321
08-750114	TSS1511
08-750125	T9731
08-750126	T9971
08-750127	TS2011
08-750138	TT9441
08-750140	T9051-EBF
08-750145	TT2035EBF
08-750154	TX1510S34
08-750159	TSF2021
08-750166	TS1321
08-750167	TSF2221
08-750171	TSF2019
08-750172	TX1512S17
08-750173	TX1513S17
08-750175	TS2012SS
08-750181	HTXS1813S

General Oil



Part #	Description
08-000001	General Pump Oil 16 oz.
08-135400	AaLadin Pump Oil 32 oz.
08-135400-B	AaLadin Pump Oil Case of 12

COMPARE AALADIN PUMP OIL AND SAVE!

General Kits

General Kits - Valve



Part #	Description
08-750034	K01
08-750151	K123
08-750068	K101
08-750097	K62
08-750160	K169

General Kits - Cap Plug



Part #	Description
08-750035	K04
08-750038	K04F
08-750092	K05
08-750130	K84
08-750155	K124

Pumps - General Pump Cont.

General Kits Cont.

General Kits - Piston Bolt



08-750036

Part #	Description
08-750036	K06
08-750103	K74

General Kits - Oil Seal



08-750040

Part #	Description
08-750040	K23
08-750073	K02
08-750075	K03
08-750095	K32
08-750105	K24
08-750157	K159
08-750096	K37
08-750153	K83

General Kits - Packing



08-750156

Part #	Description
08-750037	K19
08-750041	K27
08-750069	K08
08-750074	K28
08-750089	K69
08-750098	K63
08-750102	K67
08-750112	K12
08-750119	K29
08-750121	K16
08-750124	K30
08-750128	K88
08-750129	K92
08-750131	K85
08-750132	K87
08-750136	K97
08-750161	K170
08-750162	K171
08-750168	K172
08-750169	K173
08-750152	K140
08-750156	K160
08-750158	K166
08-750179	K148
08-750180	K96

General Kits - Head Ring



08-750071

Part #	Description
08-750071	K07
08-750111	K11
08-750120	K15

General Kits - Packing Retainer



08-750039

Part #	Description
08-750039	K21
08-750072	K10
08-750099	K64
08-750118	K14
08-750123	K18

General Kits - Hot Cup



08-750067

Part #	Description
08-750067	K100/K220

General Kits - Intermediate Ring



08-750070

Part #	Description
08-750070	K71
08-750100	K65
08-750101	K66
08-750117	K13
08-750122	K17

General Rails



08-750042

Part #	Description
08-750042	For T991
08-750077	For T1011
08-750079	6 1/3" x 2 5/8" Tall

General Components

General Components - O-Rings



08-750043

Part #	Description
08-750043	Check Valve O-Ring
08-750044	Manifold Cap Plug O-Ring
08-750045	Packing Retainer O-Ring
08-750046	Crankcase O-Ring
08-750051	Drain Plug O-Ring
08-750080	Rear Cover O-ring
08-750088	Packing Retainer O-Ring

General Components - Crankcase Bearings



08-750047

Part #	Description
08-750047	Crankcase Bearing
08-750083	Crankshaft Bearing

General Components - Dipsticks



08-750049

Part #	Description
08-750049	Crankcase 2 5/8" Long
08-750081	Crankcase 3 1/8" Long



Pumps - General Pump Cont.

General Components Cont.

General Components - Oil Level



Part #	Description
08-750052	Oil Level Indicator

General Components - Keys



Part #	Description
08-750053	5/16" x 1"
08-750091	5/16" x 1 3/8"

General Components - Oil Seals



Part #	Description
08-750057	Crankcase Oil Seal

General Components - Pistons



Part #	Description
08-750054	20mm x 40mm 14mm ID
08-750086	20mm x 50mm 14mm ID
08-750113	22mm x 50mm 13.8mm ID
08-750134	15mm x 25mm 9mm ID
08-750170	22mm x 50mm 10mm ID
08-750139	15mm x 38mm 9mm ID
08-750163	20mm x 50mm 10mm ID

General Components - Rings



Part #	Description
08-750055	Pump Anti-Extrusion Ring
08-750090	Pump Long Life Ring

General Components - Screws & Bolts



Part #	Description
08-750056	Pump & Piston Screws
08-750063	Metric Manifold Screw
08-750078	Manifold Screw
08-750084	Connecting Rod Screw
08-750144	Rail Bolt

General Components - Cap Plugs



Part #	Description
08-750058	Pump Cap Plug

General Components - Valve Caps



Part #	Description
08-750059	Fine Thread Valve Cap
08-750060	Course Thread Valve Cap

General Components - Manifolds



Part #	Description
08-750062	Brass Discharge Manifold
08-750076	Brass Manifold
08-750093	Nickel/Brass Manifold

General Components - Washers



Part #	Description
08-750085	Copper Washer
08-750133	Piston Washer
08-750143	Rail Washer
08-750174	Flinger Washer

General Components - Shims



Part #	Description
08-750087	Pump Shim

General Components - Crankcases



Part #	Description
08-750048	Pump Crankcase

General Components - Gear Reducers



Part #	Description
08-750108	1" Hollow Shaft
08-750115	1 1/8" Hollow Shaft

General Service Tools



Part #	Description
08-750146	Packing Inserter Kit
08-750148	V Packing Extractor
08-750149	24mm Packing Extractor
08-750147	Mini Tool Kit

Pumps - AR Pumps



08-450040



08-450032



08-450028



08-450036



08-450042

Part #	Description	PSI	GPM	RPM
08-450040	AR XTV2G15EBA-F8-M2I Pump 15mm Bore 4.8mm Stroke 5/8" Hollow Shaft	1500	2.11	3400
08-450032	Packing Kit/Water Seal Kit For XTV2G15EBA-F8-M2I (Kit 1866)	---	---	---
08-450028	Check Valve Kit For XTV2G15EBA-F8-M2I (Kit 1864)	---	---	---
08-450036	Oil Seal Kit For XTV2G15EBA-F8-M2I (Kit 1860)	---	---	---
08-450042	Plunger Kit For XTV2G15EBA-F8-M2I (Piston Only)	---	---	---



08-450043



08-450032



08-450028



08-450036



08-450042

Part #	Description	PSI	GPM	RPM
08-450043	AR XTV3G16E-F8 M2I C20890 Pump 15mm Bore 7.2mm Stroke 5/8" Hollow Shaft	1600	3	3400
08-450032	Packing Kit/Water Seal Kit For XTV3G16E-F8 M2I C20890 (Kit 1866)	---	---	---
08-450028	Check Valve Kit For XTV3G16E-F8 M2I C20890 (Kit 1864)	---	---	---
08-450036	Oil Seal Kit For XTV3G16E-F8 M2I C20890 (Kit 1860)	---	---	---
08-450042	Plunger Kit For XTV3G16E-F8 M2I C20890 (Piston Only)	---	---	---



08-450044



08-450032



08-450028



08-450036



08-450042

Part #	Description	PSI	GPM	RPM
08-450044	AR XTV3G22D-F8-M2I Pump 15mm Bore 7.2mm Stroke 3/4" Hollow Shaft	2200	3	3400
08-450032	Packing Kit/Water Seal Kit For XTV3G22D-F8-M2I (Kit 1866)	---	---	---
08-450028	Check Valve Kit For XTV3G22D-F8-M2I (Kit 1864)	---	---	---
08-450036	Oil Seal Kit For XTV3G22D-F8-M2I (Kit 1860)	---	---	---
08-450042	Plunger Kit For XTV3G22D-F8-M2I (Piston Only)	---	---	---



08-450049



08-450034



08-450037



08-450035



08-450038

Part #	Description	PSI	GPM	RPM
08-450049	AR RKV35G30AD-F24 Pump 18mm Bore 6.2mm Stroke 1" Hollow Shaft	3000	3.5	3400
08-450034	Packing Kit/Water Seal Kit For RKV35G30AD-F24 (Kit 1857)	---	---	---
08-450037	Check Valve Kit For RKV35G30AD-F24 (Kit 1828)	---	---	---
08-450035	Oil Seal Kit For RKV35G30AD-F24 (Kit 1856)	---	---	---
08-450038	Plunger Kit For RKV35G30AD-F24 (Piston Only)	---	---	---

PUMPS - AR Pump Heavy Usage Quick Reference

Pumps - AR Pumps Cont.

Pumps - AaLadin 45-Series



Part #	Description	PSI	GPM	RPM
08-450050	AR RKV35G40HD-F24 Pump 18mm Bore 6.2mm Stroke 1" Hollow Shaft	4000	3.5	3400
08-450034	Packing Kit/Water Seal Kit For RKV35G40HD-F24 (Kit 1857)	---	---	---
08-450037	Check Valve Kit For RKV35G40HD-F24 (Kit 1828)	---	---	---
08-450035	Oil Seal Kit For RKV35G40HD-F24 (Kit 1856)	---	---	---
08-450038	Plunger Kit For RKV35G40HD-F24 (Piston Only)	---	---	---



Part #	Description	PSI	GPM	RPM
08-450056	AR RK15.28 Pump 18mm Bore 14.6mm Stroke 24mm Solid Shaft	4000	3.96	1450
08-450034	Packing Kit/Water Seal Kit For RK15.28 (Kit 1857)	---	---	---
08-450058	Check Valve Kit For RK15.28 (Kit 2864)	---	---	---
08-450059	Oil Seal Kit For RK15.28 (Kit 1855)	---	---	---
08-450038	Plunger Kit For RK15.28 (Piston Only)	---	---	---



Part #	Description	PSI	GPM	RPM
08-450060	AR XMA3.5G25N Pump 15mm Bore 15.4mm Stroke 24mm Solid Shaft	2500	3.5	1750
08-450065	Packing Kit/Water Seal Kit For XMA3.5G25N (Kit 2741)	---	---	---
08-450028	Check Valve Kit For XMA3.5G25N (Kit 1864)	---	---	---
08-450063	Oil Seal Kit For XMA3.5G25N (Kit 2786)	---	---	---
08-450066	Plunger Kit For XMA3.5G25N (Kit 2544)/(Piston Only)	---	---	---



Part #	Description	PSI	GPM	RPM
08-450067	AR XMA3G25N Pump 15mm Bore 13.2mm Stroke 24mm Solid Shaft	2500	3	1750
08-450065	Packing Kit/Water Seal Kit For XMA3G25N (Kit 2741)	---	---	---
08-450028	Check Valve Kit For XMA3G25N (Kit 1864)	---	---	---
08-450063	Oil Seal Kit For XMA3G25N (Kit 2786)	---	---	---
08-450064	Plunger Kit For XMA3G25N (Kit 2544)	---	---	---

Pumps - AR Pumps Cont.



08-450070




08-450071



08-450058



08-450059



08-450072

Part #	Description	PSI	GPM	RPM
08-450070	AR RK18.28HNL Pump 20mm Bore 14.6mm Stroke 24mm Solid Shaft	4000	4.75	1450
08-450071	Packing Kit/Water Seal Kit For RK18.28HNL (Kit 1887)	---	---	---
08-450058	Check Valve Kit For RK18.28HNL (Kit 2864)	---	---	---
08-450059	Oil Seal Kit For RK18.28HNL (Kit 1855)	---	---	---
08-450072	Plunger Kit For RK18.28HNL (Kit 2547)	---	---	---



08-450079



08-450034



08-450058



08-450059



08-450038

Part #	Description	PSI	GPM	RPM
08-450079	AR RKA3.5G30N Pump 18mm Bore 10.8mm Stroke 24mm Solid Shaft	3000	3.5	1750
08-450034	Packing Kit/Water Seal Kit For RKA3.5G30N (Kit 1857)	---	---	---
08-450058	Check Valve Kit For RKA3.5G30N (Kit 2864)	---	---	---
08-450059	Oil Seal Kit For RKA3.5G30N (Kit 1855)	---	---	---
08-450038	Plunger Kit For RKA3.5G30N (Piston Only)	---	---	---

Kits Needed

Part #	Pump	PSI	GPM	RPM	Bore	Stroke	Packing	Check Valve	Oil Seal	Plunger
08-450027	XTA2G15EBA-F8	1800	2.11	1750	15mm	9.6mm	Kit 1866 08-450032	Kit 1864 08-450028	Kit 1860 08-450036	Piston 08-450042
08-450039	XTV2G15E-F8	1500	2.11	3400	15mm	4.8mm	Kit 1866 08-450032	Kit 1864 08-450028	Kit 1860 08-450036	Piston 08-450042
08-450040	XTV2G15E-F8-M2I	1500	2.11	3400	15mm	4.8mm	Kit 1866 08-450032	Kit 1864 08-450028	Kit 1860 08-450036	Piston 08-450042
08-450043	XTV3G16E-F8 M2I	1600	3	3400	15mm	7.2mm	Kit 1866 08-450032	Kit 1864 08-450028	Kit 1860 08-450036	Piston 08-450042
08-450044	XTV3G22D-F8-C44	2200	3	3400	15mm	7.2mm	Kit 1866 08-450032	Kit 1864 08-450028	Kit 1860 08-450036	Piston 08-450042
08-450045	XTV3G22D-F8-C44 w/Hot Cup Kit	2200	3	3400	15mm	7.2mm	Kit Hot Cup 08-450085	Kit 1864 08-450028	Kit 1860 08-450036	Piston 08-450042
08-450047	XTA3G16EBA-F8-M2I	1600	3	1750	18mm	9.6mm	Kit 1874 08-450033	Kit 1864 08-450028	Kit 1860 08-450036	Piston 08-450031
08-450048	XTA3G19N	1900	3	1750	18mm	9.6mm	Kit 1874 08-450033	Kit 1864 08-450028	Kit 1860 08-450036	Piston 08-450031
08-450049	RKV35G30AD-F24	3000	3.5	3400	18mm	6.2mm	Kit 1857 08-450034	Kit 1828 08-450037	Kit 1856 08-450035	Piston 08-450038
08-450050	RKV35G40HD-F24	4000	3.5	3400	18mm	6.2mm	Kit 1857 08-450034	Kit 1828 08-450037	Kit 1856 08-450035	Piston 08-450038
08-450052	XMV3G25D-F25C	2500	3	3400	15mm	7.6mm	Kit 2741 08-450065	Kit 1864 08-450028	Kit 2787 08-450085	Piston 08-450066
08-450054	RKV4G40HD F24	4000	4	3400	18mm	7mm	Kit 1857 08-450034	Kit 1828 08-450037	Kit 1856 08-450035	Piston 08-450038
08-450056	RK15.28	4000	3.96	1450	18mm	14.6mm	Kit 1857 08-450034	Kit 2864 08-450058	Kit 1855 08-450059	Piston 08-450038
08-450060	XMA3.5G25N	2500	3.5	1750	15mm	15.4mm	Kit 2741 08-450065	Kit 1864 08-450028	Kit 2786 08-450063	Piston 08-450066
08-450067	XMA3G25N	2500	3	1750	15mm	13.2mm	Kit 2741 08-450065	Kit 1864 08-450028	Kit 2786 08-450063	Piston 08-450066
08-450069	XMA3G25N w/Hot Cup Kit	2500	3	1750	15mm	13.2mm	Kit Hot Cup 08-450084	Kit 1864 08-450028	Kit 2786 08-450063	Piston 08-450066
08-450070	RK18.28HN	4000	4.75	1450	20mm	14.6mm	Kit 1887 08-450071	Kit 2864 08-450058	Kit 1855 08-450059	Piston 08-450072
08-450073	XMV3G30D F24	3000	3	3400	15mm	7.6mm	Kit 2741 08-450065	Kit 1864 08-450028	Kit 2787 08-450085	Piston 08-450066



PUMPS - AR Pump Heavy Usage Quick Reference

Pumps - AR Pumps Cont.

Part #	Pump	PSI	GPM	RPM	Bore	Stroke	Kits Needed			
							Packing	Check Valve	Oil Seal	Plunger
08-450076	RKA 4G40HN	4000	4	1750	18mm	12mm	Kit 1857 08-450034	Kit 2864 08-450058	Kit 1855 08-450059	Piston 08-450038
08-450077	RCV2G15E-F8M2I	1500	2	3400	15mm	4.4mm	Kit 42476 08-450086	Kit 2186 08-450087	Kit 42474 08-450088	Piston 08-450089
08-450078	RCV3G25D-F8M2I	2500	3	3400	15mm	6.5mm	Kit 42476 08-450086	Kit 2186 08-450087	Kit 42474 08-450088	Piston 08-450089
08-450079	RKA3.5G30N	3000	3.5	1750	18mm	10.8mm	Kit 1857 08-450034	Kit 2864 08-450058	Kit 1855 08-450059	Piston 08-450038

AR Pumps



Part #	Description
08-450027	XTA2G15EBA-F8
08-450039	XTV2G15E-F8
08-450040	XTV2G15E-F8-M2I
08-450041	XTV3G20D-F7-C44
08-450043	XTV3G16E-F8 M2I
08-450044	XTV3G20D-F8-C44
08-450045	XTV3G20D-F8-C44
08-450046	RKV4G30
08-450047	XTA3G16EBA-F8-M2I
08-450048	XTA3G19N
08-450049	XRV35G30AD-F24
08-450050	RKV35G35HD-F24
08-450052	XMV3G25D-F25C
08-450053	XW 2623 N
08-450054	RKV4G40HD F24
08-450055	XW30.20
08-450056	RK15.28
08-450060	XMA3.5G25N
08-450067	XMA3G25N
08-450069	XMA3G25N
08-450070	RK18.28HN
08-450073	XMV3G30D F24
08-450074	XWA-M 7G40
08-450075	SXW1535
08-450076	RKA 4G40HN
08-450077	RCV2G15E-F8M2I
08-450078	RCV3G25D-F8M2I
08-450079	RKA3.5G30N
08-450081	RRV4G40HD-F24
08-450080	RRV35G40HD-F24

AR Kits - Oil Seal



Part #	Description
08-450035	Kit 1856
08-450036	Kit 1860
08-450059	Kit 1855
08-450063	Kit 2786
08-450092	Kit 42555
08-450095	Kit 2787
08-450098	Kit 42474

AR Kits - Hot Cup



Part #	Description
08-450068	For XMA3G25N

AR Kits - Piston



Part #	Description
08-450072	For RK18.28HN
08-450064	Kit 2544
08-450099	Kit 42475

AR Kits - Packing Kit



Part #	Description
08-450065	Kit 2741
08-450034	Kit 1857

AR Kits

AR Kits - Valve



Part #	Description
08-450028	Kit 1864
08-450037	Kit 1828
08-450058	Kit 2864
08-450097	Kit 2186

AR Kits - Packing



Part #	Description
08-450071	Kit 1887
08-450032	Kit 1866
08-450033	Kit 1874
08-450091	Kit 42556
08-450093	Kit 2817
08-450094	Kit 2815
08-450096	Kit 42476

AR Rails



Part #	Description
801-3422	6 1/2" Long x 1 3/4" Tall
08-450061	6 1/2" Long x 1 3/4" Tall

AR Components

AR Components - Valve Caps



Part #	Description
08-450029	XTA #1260160

AR Components Cont.

AR Components - O-Rings



Part #	Description
08-450030	XTA #960160

AR Components - Pistons



08-450038

Part #	Description
08-450031	1260210
08-450038	1380940
08-450042	1260120 Model 3G20

Cat Pumps



08-129400

Part #	Description
08-120900	3CP1120.AAI
08-121100	310
08-121400	56
08-121500	34
08-122400	1050
08-123500	2SFX22E.SUMS
08-129400	5CP3120
08-129510	5CP2120W

Cat Oil



Part #	Description
08-121018	Crankcase Oil 21oz.
08-135400	AaLadin Pump Oil 32 oz.
08-135400-B	AaLadin Pump Oil Case of 12

COMPARE AALADIN PUMP OIL AND SAVE!

Cat Kits

Cat Kits - U Packing



Part #	Description
08-121110	U Packing For 310, 340, 350

Cat Kits - Valve



08-121401

Part #	Description
08-121111	For 310, 317, 340, 347, 350, 357
08-121401	For 56
08-121412	For 7FR, 650, 1050
08-123510	For 2SFX 22
08-129413	For 5CP3120

Cat Kits - Rail



08-121120

Part #	Description
08-121120	For 310, 340, 350
08-121420	For 530, 570, 560
08-122402	For 1050/650

Cat Kits - Seal



08-129410

Part #	Description
08-121411	For 55, 56, 51, 550
08-121930	For 56
08-122404	For 1050
08-123513	For 2SFX 22
08-129410	For 5CP3120

Cat Components

Cat Components - Shaft Protectors



Part #	Description
08-120921	For 3CP1120

Pumps - Cat/Giant/Scot/Comet Pumps Cont.

Cat Components Cont.

Cat Components - Pulley Keys



Part #	Description
08-121047	5MM, For 3FR, 25, 300, 333, 410, 420, 430
08-121157	For 5FR, 42HS, 43HS, 45
08-121410	8MM

Cat Components - Case Seals



Part #	Description
08-121939	Case Seal

Giant Pumps



Part #	Description
08-151100-A	P316A-R
08-151200	P318AR
08-152100	P218ALD
08-152200	P219AR

Giant Kits

Giant Kits - Oil Seal



Part #	Description
08-151005	#9144 For 218 219 316 318

Giant Kits - Valve



Part #	Description
08-151010	#9116 For 200,300

Giant Kits - Plunger Packing



Part #	Description
08-151013	#9119

Giant Kits - Oil Seal



Part #	Description
08-152113	#9145 For 318
08-152113	#9164 For A P218ALD

Giant Components

Giant Components - Valve Plugs



Part #	Description
08-151006	#7928 For P315W
08-151007	06350

Giant Components - O-Rings



Part #	Description
08-151003	For 316, 318
08-151004	For P315W Cap Plug
08-151104	For 300 Series Bearing Cover
08-151147	For 300 Series Sight Glass
08-152029	For 215
08-152129	For 218, 219
08-152135	For 200, 300 Check Valve
08-151144	For 300 Series
08-152144	For 200 Series
08-152147	For 200 Series Sight Glass

Giant Components - Radial Shaft Seals



Part #	Description
08-151101	For P316W
08-152101	For P218W

Giant Components - Bearing Covers



Part #	Description
08-151102	For 300 Series Shaft Side
08-152102	For 200 Series Shaft Side
08-152103	For 300 Series Opp. Side

Giant Components - Oil Scrapers



Part #	Description
08-151108	8335/12351 For 316, 318

Giant Components - Plungers



Part #	Description
08-151112	8453 P316
08-151159	8455
08-152112	8469 Complete For 218,219
08-152159	8455 For 218, 219,
08-152159	8449 For 300 Series

Giant Components - Head Bolts



Part #	Description
08-151122	8460 For 300 Series
08-151222	8363 For 318
08-152122	8316 For 200 Series

Giant Components - Case Seals



Part #	Description
08-151130	8458 For 316
08-152130	8444 For 218, 219

Giant Components - Weep Rings



Part #	Description
08-151134	8337 For 316
08-152134	8445 For 218, 219

Pumps - Cat/Giant/Scot/Comet Pumps Cont.

Giant Components Cont.

Giant Components - Crankshaft Bearings



Part #	Description
08-151141	1086 For 300 Series

Giant Components - Crankcase Covers



08-151145

Part #	Description
08-151145	8327-B For 300 Series
08-152145	8302 For 200 Series

Giant Components - Sight Glass



08-151148

Part #	Description
08-151148	For 300 Series
08-152146	Cover Plate For 300 Series
08-152148	For 200 Series

Giant Components - Hot Cup Packing



Part #	Description
08-151199	7902-0010 V Seal w/Support Ring

Giant Components - Plunger Bolt Washers



08-151161

Part #	Description
08-151161	7676 For 200 Series & 316
08-151261	8451 For 300 Series

Giant Components - Plunger Bolts



Part #	Description
08-151262	8450 For 318

Giant Components - Bearing Cover Screws



Part #	Description
08-152105	7225 For 200, 300 Series w/Washer

Giant Components - Oil Seals



Part #	Description
08-152107	8356 5010 For 218, 219, 316, 318

Giant Components - V-Sleeves



Part #	Description
08-152131	7902 For 218, 219, 316

Giant Components - Support Rings



Part #	Description
08-152132	7903 For 218, 219, 316

Giant Components - Pressure Rings



Part #	Description
08-152133	7904 For 218, 219, 316

Giant Components - Check Valves



Part #	Description
08-152136	7946 For 200, 300 Series

Giant Components - Oil Fill Plugs



Part #	Description
08-152143	6773 For 200, 300 Series w/Gasket

Giant Components - Oil Drain Plugs



Part #	Description
08-152149	7428 For 200, 300 Series w/Gasket

Scot Pumps



08-190210

Part #	Description
08-190210	2HP 1PH 115/208/230V 60Hz Model 125
08-190210-1	2HP 1PH 115/230V 60Hz Model 125 Microlon Coated
08-190213	2HP 3PH 575V 60Hz Model 125
08-190310	3HP 1PH 115/230V 60Hz Model VFE-19G
08-190310-1	3HP 1PH 115/230V 60Hz Model VFE-19G Microlon Coated
08-190330	3HP 3PH 208/230/460V 60Hz Model VFE-19G Baldor
08-190330-1	3HP 3PH 208/230/460V 60Hz Model VFE-19G Microlon Coated
08-190350	3HP 3PH 208/230/460V 60Hz Model VFE-19G Microlon Coated



PUMPS - Giant/Scot Pumps/Pump Kits/Pump Parts

Pumps - Cat/Giant/Scot/Comet Pumps Cont.

Scot Pumps Cont.



08-190310

Part #	Description
08-190510	5HP 1PH 230V 60Hz Model VFE-19G Baldor
08-190530	5HP 3PH 208/230/460V 60Hz Model VFE-19G Baldor
08-190530-1	5HP 3PH 208/230/480V 60Hz Model VFE-19G Microlon Coated
08-190535	5HP 3PH 575V 60Hz Model VFE-19G
08-191530	15HP 3PH 208/230/460V 60Hz Model VWE-55 Baldor
08-191530-1	15HP 3PH 230/460V 60Hz Model VWE-55 Microlon Coated
08-191531	15HP 3PH 208/230/460V 60Hz Model VWE-55 Baldor
08-192030-1	20HP 3PH 230/460V 60Hz Model VWE-55 Microlon Coated
08-197530	7.5HP 3PH 230/460V 60Hz Model VWE-54
08-197530-1	7.5HP 3PH 230/460V 60Hz Model VWE-54 Microlon Coated
08-197540	7.5HP 1PH 208/230V 60Hz Model VWE-54 5.25 Impellor
08-197550	7.5HP 1PH 575V 60Hz Model VWE-54
08-101800	12V Water
08-101810	110V Water

Scot Kits

Scot Kits - Repair



08-190000

Part #	Description
08-190000	For 126 Series
08-190001	For VFE Series

Scot Components

Scot Components - Impellors



Part #	Description
08-190002	5 1/2" Impellor

Comet Pumps



08-221800

Part #	Description
08-221000	LWS3025S
08-221300	FWS 4030S
08-221600	AXD 2020 E
08-221800	AXD 3020 GE
08-222300	SWS 5025 S

Comet Kits

Comet Kits - Valve



08-221610

Part #	Description
08-221010	For LWS, FWS
08-221610	For AXD

Comet Kits - Seal



08-221305

Part #	Description
08-221013	18MM LWS Packing Kit
08-221305	FWS Oil Seal Kit
08-221313	18MM FWS Packing Kit
08-221605	AXD Oil Seal Kit
08-221613	AXD Packing Kit

Comet Kits - Piston



08-221359

Part #	Description
08-221059	18MM LWS
08-221359	18MM FWS
08-221659	14MM AXD

Comet Kits - Maintenance



Part #	Description
08-221615	For AXD

Comet Kits - Overhaul



Part #	Description
08-221618	For AXD

Comet Rails



08-222301

Part #	Description
08-222301	For SWS
08-222501	For RWS

Beta Pumps



08-310000

Part #	Description
08-310000	Pump Peristaltic 230V 1/4" Line
08-310001	Pump Bracket

Electric Motors

Part #	Description
09-111701-2	09-111405 3/4HP 1PH 120V 1750RPM C-Face
09-111811	09-111606 1 1/2HP 1PH 120V 1750 RPM C-Face
09-112003	09-111701-2 2.3HP 1PH 115/230V 3450 RPM 56 Frame
09-112060-1	09-111800 3HP 1PH 115/230V 1725RPM 184T Frame
09-112106	09-111810 4HP 1PH 208/230V 3450RPM 56 Frame Manual Overload
	09-111811 4HP 3PH 208/460V 3600RPM 56 Frame
	09-111820 4HP 1PH 208/230V 3450RPM C-Face 3/4" SHAFT
	09-111899 5HP 1PH 208/230V 3450RPM 56 Frame 3/4" SHAFT
	09-111900 5HP 1PH 230V 1750RPM 184T Frame
	09-111901 5HP 3PH 208/230/460V 1725RPM 184T Frame
	09-111906 6HP 1PH 208/230V 3600RPM 36H954X328G1
	09-111906-1 6HP 1PH 208/230 3600RPM w/Bell 184T Frame
	09-112001 7.5HP 3PH 230/460V 1750RPM 213T Frame
	09-112002 7 1/2HP 3PH 575V 1800RPM 213T Frame EM3311T-5
	09-112003 7.5HP 3PH 208/230/440V 3450RPM 184T Frame EM3219T
	09-112009 7 1/2 HP 3PH 575V 3600 RPM TE Frame 1 3/8 Shaft
	09-112060 8HP 1PH 208/240V 3450RPM 184T Frame w/Overload w/Bell
	09-112060-1 8HP 1PH 208/240V 3450RPM 184T Frame w/Overload w/Bell
	09-112100 10HP 1PH 230V 1725RPM 215T Frame L1512T
	09-112101 10HP 3PH 220/440V 1750RPM 215T Frame
	09-112103 10HP 3PH 208/230/460/380V 3450RPM M3312T Frame
	09-112104 10HP 1PH 208/230V 3450RPM L1511T Frame
	09-112106 10HP 1PH 208/230V 1730RPM Marathon
	09-112201 15HP 3PH 220/440V 1750RPM 254T Frame M2513T
	09-112202 15HP 3PH 575V 1800RPM 254T Frame #M2513T-5
	09-112204 15HP 1PH 208/230V 1800RPM 256T Frame #L3912T
	09-112400 25HP 3PH 230/460V 1800RPM 284T Frame EM2531T
	09-112500 20HP 3PH 575V 1800RPM 256T Frame EM2515T-5
	09-112510 25HP 3PH 575V 1800RPM 284T Frame EM2531T-5
	09-123500 2HP 1PH 120/230V 3450RPM C Face 5/8" Shaft
09-503000	20HP 3PH 230/460V 1800RPM 256T Frame EM2515T

Electric Motor Components

Elect. Components - Start Capacitors

Part #	Description
09-111812	For 2HP
09-111812	For 4HP

Elect. Components - Motor Switches



Part #	Description
09-111912	For 6HP 1PH Marathon

Elect. Components - Motor Fans



Part #	Description
09-112052	For 8HP Baldor

Parts Washer Motors



Part #	Description
09-301000	For Turntable/Oil Skimmer 120V
09-301001	For 2020 120V Turntable
09-301004	For 2260 120/240V Turntable
09-301005	For 2020 Gear Motor 115V Oil Skimmer

Parts Washer Motor Components



Part #	Description
09-201100	Draft Inducer For 2040/2055/2085
09-201101	Draft Inducer For 2175/2260

Gas Engines



Part #	Description
09-501320	9HP Honda 18 AGX270QAR2 Recoil
09-501330	13HP Honda 18 AG390QNR2
09-501360	20HP Honda GX620K1QXC3A
09-501370	20HP Honda GX630

09-501330



09-502100	16HP Vanguard w/Fuel Tank & High Mount Muffler
09-502101	16HP Vanguard w/o Fuel Tank w/Muffler
09-502150	16HP Vanguard w/Fuel Tank
09-502500	18HP Vanguard
09-502525	18HP Vanguard LP w/Muffler
09-502650	23HP Vanguard 1" Shaft
09-502810	20HP Kohler LP w/Regulator & Muffler
09-502830	27HP Kohler LP
09-502900	24HP Honda GX670TAF
09-502950	24 HP Honda GX660

09-502101

Gas Engine Components

Gas Components - Key Switches



Part #	Description
09-501013	For Kohler
09-501354	For 18HP Honda
09-501502	For Vanguard

09-501502

Gas Components - Low Oil Level Switches






Part #	Description
09-502106	For Vanguard

Aaladin

MOTORS - ENGINES - COMPONENTS

Gas Engine Components Cont.


Gas Components - Mufflers

Part #	Description
 09-501353	20HP Honda Left Exhaust
 09-501356	20HP Honda GX620 Side Mount
 09-501358	20HP Honda GX630 Shoulder Mount
09-502102	16HP Vanguard
09-502501	18/20HP Vanguard
09-502651	23HP Vanguard
09-502652	23HP Vanguard Muffler Bolts
09-502653	23HP Vanguard Exhaust Gasket
09-502831	27HP Kohler LP
09-502901	24HP Honda (Right Exhaust)
09-502902	24HP Honda (Left Exhaust)
09-502951	24HP Honda GX660 Left Side Discharge



Gas Components - Muffler Deflectors

Part #	Description
 09-501352	For 18HP Honda
09-501357	12" Straight Pipe 1 1/2" ID Flanged Ends
09-501710-1	For Kohler
09-502108	For Vanguard
 09-501357	
 09-502108	

Gas Components - Oil Filters

Part #	Description
 09-501606	For 12.5/16HP Vanguard


Gas Components - Oil Drains

Part #	Description
 09-501355	For 18HP Honda
09-501371	For 20HP Honda GX630
 09-501371	


Gas Components - Oil Sending Units

Part #	Description
 09-502505	For 18HP Vanguard

Gas Components - Bridge Rectifiers

Part #	Description
 09-501340	Bridge Rectifier

Gas Components - Solenoids

Part #	Description
 09-501342	12V For 41/42 Series
09-501402	16V For Vanguard



Gas Components - Wiring Harnesses

Part #	Description
 09-501504	For Vanguard Key Switch

Gas Components - Starters

Part #	Description
 09-502105	For 16HP Vanguard

Diesel Engines


Part #	Description
 09-602000	13.5 HP Kubota Z602 EB-1
09-602100	20.6 HP Kubota D902 w/Electric Fuel Pump
09-602300	32.7HP Isuzu
09-602400	9.8HP Kohler KD400
09-602600	24.8HP Kubota D1105
 09-602600	

Diesel Engine Components


Diesel Components - Key Switches

Part #	Description
 09-601225	For Kubota Starter Switch
09-601232	12.5 HP Kubota Key
 09-601232	

Diesel Components - Murphy Switches

Part #	Description
 09-602309	Murphy Mag Switch



Diesel Components - Volt Meters

Part #	Description
 09-602308	Volt Meter



Diesel Components - Exhaust Rain Caps

Part #	Description
 09-602307	2"

Diesel Components - Oil Filters

Part #	Description
 09-601111	For Kubota D-600-B
09-602005	For Kubota Z482 & Z602
09-602313	For Isuzu 32.7HP
 09-602313	

Diesel Components - Air Filters

Part #	Description
 09-601112	For Kubota D-600-B
09-602001	For Kubota Z482 & Z602
09-602314	For Isuzu 32.7HP
09-601210	For Kubota Filter Element Assembly ZB600
09-601211	For Kubota Filter Cartridge Assembly ZB600
09-601212	For Kubota Filter Element Air Cleaner ZB600
 09-601212	

Diesel Engine Components Cont.

Diesel Components - Fuel Filters



Part #	Description
09-602010	For Kubota Z482/Z602
09-602312	For Isuzu 32.7HP

09-602312

Diesel Components - Glow Plugs



Part #	Description
09-601213	For Kubota ZB600

Diesel Components - Oil Pressure Gauges



Part #	Description
09-602301	Murphy Gauge

Diesel Components - Fuel Gauges



Part #	Description
09-602305	Murphy Gauge

Diesel Components - Fuel Pumps



Part #	Description
09-601260	12V Electric w/Filter

Diesel Components - Fuel Senders



Part #	Description
09-602306	Fuel Sending Unit

Diesel Components - Oil Pressure Sensors



Part #	Description
09-602302	Murphy Switch

Diesel Components - Temp. Gauges



Part #	Description
09-602303	Murphy Gauge

Diesel Components - Temp. Sensors



Part #	Description
09-602304	For Murphy Temp. Gauge

Diesel Components - Rectifiers



Part #	Description
09-601223	For Kubota

Diesel Components - Mounting Legs



Part #	Description
09-601101	For Kubota D-600

Diesel Components - Solenoid Throttles



Part #	Description
09-601222	For Kubota ZB600

Diesel Components - Surge Harnesses



Part #	Description
09-602310	For Murphy Oil/Fuel/Water Gauges

Diesel Components - Tachometers



Part #	Description
09-602315	For Isuzu 32.7HP

Diesel Components - Sender Pickups



Part #	Description
09-602316	For Isuzu 32.7HP

Diesel Components - Throttle Cables



Part #	Description
09-602317	For Isuzu 32.7HP

Diesel Components - Throttle Cable Fittings



Part #	Description
09-602318	For Isuzu 32.7HP

Diesel Components - Throttle Cable Pivot Stops



Part #	Description
09-602319	For Isuzu 32.7HP

AaLadin Motor Oil



Part #	Description
09-135400	SAE 30 Heavy Duty 32 oz.
09-135400-B	AaLadin Motor Oil Case of 12

AaLadin

MOTORS - ENGINES - COMPONENTS

Beckett Burners



10-111033

Part #	Description
10-111031	AN402 RO-AFG w/Suntec Solenoid 220V 60Hz
10-111033	AN302 RO-AFG w/Suntec Solenoid 110V 60Hz
10-111039	AN503 RO-SM W/SUNTEC Solenoid 110V 60Hz
10-111041	AN603 SFH RO-SM w/Suntec Solenoid 220V 60Hz
10-111042	AN604 SM w/Solenoid 220/115V
10-111052	AN803 w/Suntec Solenoid 115V 60Hz
10-111053	AN901 w/Replacement Brushes & Igniter 13.5VDC
10-111053-1	AN901 13.5VDC Genisys 12V Oil Primer Cad Cell
10-111059	AN1201 12V F-310 Head
10-111059-1	AN1201 12V w/Genisys
10-111070	AN1203 12V

Beckett Burner Components

Beckett Components - Electrode Assemblies



10-111110-1

Part #	Description
10-111110	For AFG/SM Burners
10-111110-1	For AN803 Burner

Beckett Components - Pump Drive Couplings



10-111222

Part #	Description
10-111220	3 1/4" For Belt Drive Burner
10-111221	2 3/4" Long For SM Burner
10-111222	3 3/8" Long For AFG Burner
10-111243	3 3/8" For 901 Burner

Beckett Components - Gaskets



10-111236

Part #	Description
10-111236	Burner Flange Gasket
10-111236-1	Burner Flange Fiber Gasket
10-111241	Between Air Tube & Housing



10-111236-1



10-111241

Beckett Components - Blower Fans



10-111310

Part #	Description
10-111310	4 1/4" For AFG Burner
10-111311	6 1/4" For SM Burner
10-111312	4 1/4" For 901 Burner w/5/16" Shaft

Beckett Components - Valve Stem Kits



Part #	Description
10-101406	For Cleancut Fuel Pump

Beckett Components - Electrode Springs



Part #	Description
10-111111	Contact Spring

Beckett Components - Locknuts



Part #	Description
10-111121	Bulkhead Locknut

Beckett Components - Nozzle Tubes



Part #	Description
10-111122	Nozzle Tube

Beckett Components - Nozzle Adapters



Part #	Description
10-111123	Burner Nozzle Holder

Beckett Components - Static Discs



Part #	Description
10-111142	2 1/4"

Beckett Components - Screws



10-111212

Part #	Description
10-111211	Hex Transformer Screw
10-111212	Transformer Hinge Screw
10-111235-2	Mounting Flange Screw



10-111235-2

Beckett Components - Air Cone Heads



10-111216

Part #	Description
10-111216	F-16
10-111226	F-310
10-111227	F-31
10-111245	F-22 901

Beckett Components - Air Cones Plastic



Part #	Description
10-111228	For AFG Burner

Beckett Components - Fuel Line Connecting Tubes

Part #	Description
10-111219	6"
10-111219-1	8"



10-111219-1



10-111219

Beckett Components - Air Bands



10-111230

Part #	Description
10-111230	Shutter For AFG
10-111230-1	Shutter For SM
10-111231	For AFG
10-111231-1	For SM



10-111231

Beckett Burner Components Cont.

Beckett Components - Electrical Boxes



Part #	Description
10-111233	For Oil Burners

Beckett Components - Fan Housings



10-111239

Part #	Description
10-111237	For AFG
10-111239	For SM

Beckett Components - Air Tubes



10-111242

Part #	Description
10-111238	Dished Flange
10-111242	Dual Flange Assembly



10-111238

Beckett Components - Burner Valves



Part #	Description
10-111244	For 901 Burner

Beckett Components - Burner Motors



10-111509

Part #	Description
10-111509	1/7HP 115V 60Hz Low Amp AFG
10-111511	1/7HP 230V 60Hz AFG For AN402
10-111512	1/5HP 115V 60Hz SM For AN503
10-111513	1/4HP 230V 60Hz AN For AN703
10-111515	1/4HP 230V 50Hz FOR AFG
10-111519	1/7HP 13.5V (FOR AN901) w/Replacable Brushes
10-111522	1/4HP 12V For SM Burner



10-111511

Beckett Components - Capacitor Start Motors



Part #	Description
10-111517	1/4HP 115/230V 60Hz (SM)

Beckett Components - Transformers



10-111610-2

Part #	Description
10-111610-1	115V 60Hz AFG Solid State
10-111610-2	120V 60Hz AFG HD Iron Core
10-111611-2	230V 60Hz AFG HD Iron Core
10-111612-1	115V 60Hz SM Solid State
10-111612-2	120V 60Hz AFG SMHD Iron Core
10-111613-2	230V 60Hz SM HD Iron Core
10-111623	12V Constant Duty
10-111624	12V Constant Duty For AN1101
10-111627	12V w/Boards For AN1201
10-111620	ADC 12V For AN901



10-111623

Wayne Burners



Part #	Description
10-101700	120V 60Hz NG/LP 65/200K w/Electric Ignition

Wayne Burner Components

Wayne Components - Conversion Kits



Part #	Description
10-101701	NG To LP For NG Burner 10-101700

Wayne Components - Electrode Assemblies



Part #	Description
10-101110	Electrode Assembly

Wayne Components - Oil Line Assemblies

Part #	Description
10-101219	8 1/4" Oil Line Assembly



Wayne Components - Flange Gaskets



Part #	Description
10-101236	Flange Gasket

Wayne Components - Blower Fans



10-101310

Part #	Description
10-101310	5"
10-101311	6"

Wayne Components - Transformers



10-101610

Part #	Description
10-101610	115V 60Hz
10-101611	230V 60Hz

Oil Burner Components

Oil Components - Fuel Pumps



10-101405

Part #	Description
10-101403	Cleancut 12V 3450RPM
10-101404	Cleancut 220V 3450RPM
10-101405	Cleancut 110V 3450RPM
10-101450	7GPH 3450RPM
10-101410	3GPH 3450RPM A2VA-7116



10-101410

Oil Components - Fuel Pump Bypass Plugs



Part #	Description
10-101411	Fuel Pump Bypass Plug

Aaladin

BURNERS - BURNER MOTORS - COMPONENTS

Oil Burner Components Cont.

Oil Components - Fuel Pump Cover Gaskets



Part #	Description
10-101412	Fuel Pump Cover Gasket

Oil Components - Solenoid Modules



10-101425

Part #	Description
10-101425	115V 60Hz
10-101435	230V 60Hz
10-101445	12VDC/24AC

Oil Components - Solenoid Wiring Harnesses



Part #	Description
10-101426	Wiring Harness

Oil Components - Burner Valve Solenoids



10-101431

Part #	Description
10-101421	120V 60Hz
10-101431	230V 60Hz

Oil Burner Nozzles



10-201600

Part #	Description
10-201000	1.10-90° A
10-201002	1.10-80° B
10-201100	1.25-90° A
10-201101	1.25-80° B
10-201102	1.25-90° B
10-201103	1.25-80° A
10-201200	1.50-80° A
10-201201	1.50-90° B
10-201202	1.50-80° B
10-201203	1.50-70° A
10-201204	1.50-90° A
10-201250	1.65-90° A
10-201300	1.75-90° A
10-201302	1.75-80° B
10-201303	1.75-80° A
10-201304	1.75-70° A
10-201305	1.75-90° B
10-201400	2.00-90° A
10-201401	2.00-90° B
10-201402	2.00-80° B
10-201403	2.00-80° A
10-201500	2.25-90° A
10-201502	2.25-80° B
10-201600	2.50-90° A
10-201602	2.50-80° B
10-201603	2.50-80° A
10-201700	2.75-90° A
10-201701	2.75-80° A
10-201702	2.75-80° B
10-201800	3.00-90° A
10-201802	3.00-80° B
10-201803	3.00-80° A
10-201900	3.25-90° A
10-201901	3.25-80° B
10-201902	3.25-80° A

Oil Burner Nozzles Cont.

Part #	Description
10-202002	3.50-80° B
10-202100	4.00-90° A
10-202102	4.00-80° B
10-202103	4.00-80° A
10-202112	4.50-80° B
10-202113	4.50-90° A
10-202200	5.5 80° B
10-203000	9 x 11 For Waste Oil
10-203002	9 x 9 For Waste Oil

Burner Nozzle - Nozzle Changers



Part #	Description
10-202800	Nozzle Changer Wrench

Burner Nozzle - Delavan Protec Valves



Part #	Description
10-203015	Delavan Protec Valve

Fuel Filters

Fuel Filters - Inline



Part #	Description
10-301150	Inline Fuel Filter

AaLadin Water Separating Fuel Filters



Part #	Description
10-301250	Full Filter Complete Assembly

AaLadin Water Separating Fuel Filters Components

AaLadin Filter Components - Cartridges



Part #	Description
10-301218	Filter Cartridge

AaLadin Filter Components - Vent Plugs



Part #	Description
10-301212	3/8" Vent Plug



AaLadin Filter Components - Filter Bowls



Part #	Description
10-301215	Clear Filter Bowl
10-301255	Clear Filter Bowl New Style

Gas Burners

Gas Burners - NG Burners



Part #	Description
10-151000	Z-21 640 20 Jet 52 Orf.
10-151100	X-11 640 32 Jet 52 Orf.
10-151200	X-44 640 44 Jet 52 Orf.
10-151300	U-44 640 44 Jet 52 Orf.
10-161000	W-48 640 48 Jet 52 Orf.
10-161100	W-80 640 80 Jet 52 Orf.
10-161200	W-60 640 60 Jet 52 Orf.

Gas Burners - LP Burners



Part #	Description
10-151001	Z-21 640 20 Jet 63 Orf.
10-151101	X-11 640 32 Jet 63 Orf.
10-151102	X-11 640 32 Jet 61 Orf.
10-151103	X-11 640 32 Jet 66 Orf.
10-151201	X-44 640 44 Jet 63 Orf.
10-151202	X-44 640 44 Jet 61 Orf.
10-151204	X-44 640 44 Jet 66 Orf.
10-151301	U-44 640 44 Jet 66 Orf.
10-161001	W-48 640 48 Jet 62 Orf.
10-161101	W-80 640 80 Jet 65 Orf.
10-161103	W-80 640 80 Jet 66 Orf.
10-161201	W-60 640 60 Jet 63 Orf.

Gas Burner Components

Gas Burner Components - Burner Plugs



Part #	Description
10-151020	5/16" 27 Brass

Gas Burner Components - Burner Jets



Part #	Description
10-151008	640 61 Orf. (LP)
10-151009	640 66 Orf. (LP)
10-151010	640 63 Orf. (LP)
10-151011	640 52 Orf. (NG)
10-151013	640 65 Orf. (LP)

Gas Burner Components - Spark Lighters



Part #	Description
10-211000	Push Button Spark Lighter For K01-0019

Gas Burner Components - Spark Lighter Electrodes



Part #	Description
10-211012	Spark Lighter Electrode Assembly For K01-0019

Hoses - 3/8" Jump Hoses



Part #	Description
11-111122	3/8" x 11" 4500PSI 3/8" Solid & Swivel
11-111521	3/8" x 15" 4000PSI 1/2" Solid & Swivel
11-111522	3/8" x 15" 4000PSI 3/8" Solid & Swivel
11-111522-1	3/8" x 15" 4500PSI 3/8" Solid & Swivel
11-111523	3/8" x 15" 4000PSI 3/8" Solid & 1/2" Swivel
11-111725	3/8" x 17" 4500PSI 1/2" Solid & 3/8" Swivel
11-111821	3/8" x 18" 4000PSI 1/2" Solid & Swivel
11-112021	3/8" x 20" 4000PSI 3/8" Solid & 1/2" Swivel
11-112023	3/8" x 20" 4000PSI 3/8" Solid & 1/2" Swivel
11-112024	3/8" x 20" 4000PSI 3/8" Solid & Swivel
11-112025	3/8" x 20" 4000PSI 3/8" Swivel & 1/2" Swivel
11-112221	3/8" x 22" 4000PSI 1/2" Solid & Swivel
11-112222	3/8" x 22 1/2" 4000PSI 3/8" Solid & Swivel
11-112223	3/8" x 22" 4000PSI 1/2" Solid & Swivel
11-112224	3/8" x 22 1/2" 6000PSI 3/8" Solid & Swivel
11-112521	3/8" x 25" 4000PSI 3/8" Swivel & Swivel
11-112523	3/8" x 25" 6000PSI 3/8" Solid & Swivel
11-112621	3/8" x 26" 4000PSI 1/2" Solid & 3/8" Swivel
11-112821	3/8" x 28" 4000PSI 1/2" Solid & 3/8" Swivel
11-113021	3/8" x 30" 4000PSI 1/2" Solid & 3/8" Swivel
11-113022	3/8" x 30" 4000PSI 3/8" Solid & 3/8" Swivel
11-113023	3/8" x 30" 4000PSI 3/8" Solid & Swivel
11-113030	3/8" x 30" 4000PSI Combination 1/2" Solid & Swivel
11-113421	3/8" x 34" 4000PSI 1/2" Solid & 3/8" Swivel
11-113521	3/8" x 35" 4000PSI 3/8" Solid & Swivel
11-113721	3/8" x 37" 4000PSI 1/2" Solid & Swivel
11-113722	3/8" x 37" 4000PSI 1/2" Solid & 3/8" Swivel
11-113724	3/8" x 37" 6000PSI 3/8" Solid & Swivel
11-113730	3/8" x 37" 4000PSI Combination 1/2" Solid & Swivel
11-114121	3/8" x 41" 4000PSI 1/2" Solid & 3/8" Swivel
11-114123	3/8" x 41" 6000PSI 1/2" Solid & 3/8" Swivel
11-114321	3/8" x 43" 4000PSI 1/2" Solid & Swivel
11-114523	3/8" x 45" 4000PSI 1/2" Solid & 3/8" Swivel
11-114621	3/8" x 46" 4000PSI 1/2" Solid & 3/8" Swivel
11-115022	3/8" x 50" 4000PSI 1/2" Solid & 3/8" Swivel
11-115023	3/8" x 50" 6000PSI 1/2" Solid & 3/8" Swivel

HOSES

Hoses Cont.

Hoses - 3/8" Jump Hoses Cont.

Part #	Description
11-115722	3/8" x 57' 4000PSI 1/2" Solid & 3/8" Swivel
11-116722	3/8" x 67' 4000PSI 1/2" Solid & 3/8" Swivel

Hoses - 3/8" Hose Assemblies



11-1115015

3000 PSI

Part #	Description
11-114017	3/8" x 40' PAC3000PSI 3/8" Solid Smooth w/Guards
11-117532	3/8" x 75' HOT PAC3000PSI Combination 3/8" Solid



11-1115021

4000 PSI

Part #	Description
11-111007	3/8" x 100' 4000PSI 3/8" Solid w/Guards
11-111017	3/8" x 100' 4000PSI 3/8" Solid w/Guards
11-111500	3/8" x 15' 4000PSI 3/8" Solid & Swivel
11-112514	3/8" x 25' 4000PSI 3/8" Solid w/Guards
11-113017	3/8" x 30' 4000PSI 3/8" Solid IMPACT
11-113017-1	3/8" x 30' 4000PSI 3/8" Solid IMPACT
11-114015	3/8" x 40' 4000PSI Wrapped 3/8" Solid IMPACT
11-114030	3/8" x 40' 4000PSI Combination 3/8" Solid
11-115015	3/8" x 50' 4000PSI Wrapped 3/8" Solid IMPACT
11-115021	3/8" x 50' PAC4000PSI 3/8" Solid Smooth w/Guards
11-117517	3/8" x 75' 4000PSI 3/8" Solid w/Guards
11-115030	3/8" x 50' 4000PSI Combination 3/8" Solid
11-115002	Hose 3/8" X 50' 4000PSI 3/8" SWL/SWL Impact 4000
11-111010	Hose 3/8" X 100' 4000PSI 3/8" SWL/SWL Impact 4000

6000 PSI

Part #	Description
11-115014-1	3/8" x 50' 6000PSI 3/8" Solid Smooth
11-111015	3/8" x 100' 6000PSI 2 Wire 3/8" Solid & Solid IMPACT
11-115005	3/8" x 50' 6000PSI 2 Wire 3/8" Solid & Solid IMPACT
11-111007-1	3/8" x 100' 6000PSI 3/8" Solid & Swivel
11-115003	3/8" x 55' 6000PSI 2 Wire 3/8" Solid & Swivel IMPACT
11-117503	3/8" x 70' 6000PSI 2 Wire 3/8" Solid & Swivel IMPACT
11-111011	3/8" x 100' 6000PSI 2 Wire 3/8" Solid & Swivel IMPACT
11-115001	3/8" x 50' Non-Marking Blue 3/8" Solid w/Guards
11-111008	3/8" x 100' Non-Marking Blue 3/8" Solid w/Guards

Hoses - 3/8" JIC Hoses



11-131101

Part #	Description
11-131101	3/8" x 11" 6000PSI 3/8" JIC x 3/8" JIC
11-131301	3/8" x 13" 6000PSI 3/8" JIC x 3/8" JIC

11-131501	3/8" x 15" 4000PSI 1/2" JIC x 3/8" JIC
11-131502	3/8" x 15" 6000PSI 3/8" JIC x 3/8" JIC
11-131701	3/8" x 17" 4000PSI 1/2" JIC x 3/8" JIC
11-131801	3/8" x 18" 4000PSI 1/2" JIC x 1/2" JIC
11-132001	3/8" x 20" 4000PSI 1/2" JIC x 3/8" JIC
11-132002	3/8" x 20" 6000PSI 3/8" JIC x 3/8" JIC
11-132201	3/8" x 22" 6000PSI 3/8" JIC x 3/8" JIC

Hoses - 3/8" JIC Hoses Cont.

Part #	Description
11-132202	3/8" x 75' 4000PSI 3/8" Solid w/Guards
11-132501	3/8" x 25" 6000PSI 3/8" JIC x 3/8" JIC
11-132601	3/8" x 26" 4000PSI 1/2" JIC x 3/8" JIC
11-132801	3/8" x 28" 4000PSI 1/2" JIC x 3/8" JIC
11-133001	3/8" x 30" 4000PSI 1/2" JIC x 3/8" JIC
11-133002	3/8" x 30" 6000PSI 3/8" JIC x 3/8" JIC
11-133401	3/8" x 34" 6000PSI 1/2" JIC x 1/2" JIC
11-133402	3/8" x 34" 4000PSI 1/2" JIC x 3/8" JIC
11-133501	3/8" x 35" 4000PSI 3/8" JIC x 3/8" JIC
11-133701	3/8" x 37" 6000PSI 1/2" JIC x 1/2" JIC
11-133702	3/8" x 37" 6000PSI 1/2" JIC x 3/8" JIC
11-134101	3/8" x 41" 6000PSI 1/2" JIC x 3/8" JIC
11-135001	3/8" x 50" 6000PSI 1/2" JIC x 3/8" JIC
11-135401	3/8" x 54" 6000PSI 1/2" JIC x 3/8" JIC
11-136001	3/8" x 60" 4000PSI 1/2" JIC x 3/8" JIC
11-136701	3/8" x 67" 4000PSI 1/2" JIC x 3/8" JIC

Hoses - 1/2" JIC Hoses



11-142201

Part #	Description
11-142201	1/2" x 22" 5000PSI 1/2" JIC x 1/2" JIC
11-143001	1/2" x 30" 5000PSI 1/2" JIC x 1/2" JIC

Hoses - 1/2" Jump Hoses



11-142221

Part #	Description
11-142221	1/2" x 22 1/2" 3000PSI 1/2" Solid & Swivel
11-142223	1/2" x 22 1/2" 5000PSI 1/2" Solid & Swivel
11-143021	1/2" x 30" 3000PSI 1/2" Solid & Swivel
11-143023	1/2" x 30" 5000PSI 1/2" Solid & Swivel
11-143421	1/2" x 34 1/2" 3000PSI 1/2" Solid & Swivel
11-143430	1/2" x 34 1/2" 2500PSI Comb. 1/2" Solid & Swivel
11-143721	1/2" x 37" 3000PSI 1/2" Solid & Swivel
11-143723	1/2" x 37" 5000PSI 1/2" Solid & Swivel
11-144523	1/2" x 45" 5000PSI 1/2" Solid & 3/8" Swivel

Hoses Cont.

Hoses - 1/2" Hose Assemblies



11-141023

Part #	Description
11-141016	1/2" x 100' 4000PSI 1/2" Solid w/Guards
11-141017	1/2" x 100' 3000PSI 1/2" Solid w/Guards
11-141023	1/2" x 10' 4500PSI 1/2" Solid & Swivel
11-145002	1/2" x 50' 2500PSI Combintion 450° 1/2" Solid & Swivel Red Guards
11-145003	1/2" x 100' Steam 250PSI 450° 1/2" Solid & Swivel Red Guards
11-145011	1/2" x 50' 3000PSI 1/2" Solid w/Guards
11-145016	1/2" x 50' 5000PSI 1/2" Solid w/Guards

LP Hose Assemblies



11-181002



11-181011

Part #	Description
11-181001	3/4" x 6' 3/4" MNPT x 3/4" MNPT
11-181002	3/4" x 8' 3/4" MNPT x 1/2" MNPT Swivel
11-181003	3/4" x 10' 3/4" MNPT x 1/2" MNPT Swivel
11-181011	3/4" x 3' 3/4" MNPT x 3/4" MNPT

Garden Hoses



Part #	Description
11-110010	5/8" x 100' Garden Hose

Casters



12-101100

Part #	Description
12-101100	3" x 1" Swivel
12-101102	3" x 1 1/8" w/3/8" Stud
12-101109	4" x 1" w/5/8" Stud
12-101109-1	4" x 1" w/5/8" Stud w/Brake

Tire & Wheel Assemblies



12-151350



12-152000

Part #	Description
12-151210	10" x 3 1/2" x 4" White w/3/4" Nylon Bushing
12-151250	10" x 3 1/2" x 4" Silver w/Ball Bearings
12-151350	13" x 5" x 6" Silver w/Ball Bearings
12-151960	20" Black Spoked IRT/TVI
12-152000	4.1" x 3 1/2" X 4" Flat Free w/Chrome Wheel
12-152100	13" x 5" x 6" Flat Free w/Chrome Wheel
12-201100	8" x 2 1/2" Silver Plastic

Wheel Bearings



12-151202

Part #	Description
12-151201	5/8" ID
12-151202	3/4" ID
12-151204	3/4" ID Precision

Inner Tubes



12-151203

Part #	Description
12-151203	For 10" Wheel
12-151301	For 13" Wheel
12-151401	For 9" Wheel

Manifold Blocks



29-141001



29-141110



29-141401

Part #	Description
29-141001	Brass New General
29-141110	Aluminum 4000-Series
29-141400	I04-0074-1 4000
29-141401	I04-0074-2 1/2"

Manifold Pump Inlets



29-144000

Part #	Description
29-144000	Not Drilled
29-144000-A	3/16" Vac Orifice
29-144000-B	13/64" Vac Orifice
29-144000-C	7/32" Vac Orifice
29-144000-D	15/64" Vac Orifice
29-144000-E	1/4" Vac Orifice
29-144000-F	17/64" Vac Orifice
29-144000-FLUSH	Drilled Flush No Orifice
29-144000-G	9/32" Vac Orifice
29-144000-H	19/64" Vac Orifice
29-144000-I	5/16" Vac Orifice
29-144000-J	21/64" Vac Orifice
29-144000-K	11/32" Vac Orifice
29-144000-L	23/64" Vac Orifice
29-144000-M	27/64" Vac Orifice
29-144000-N	9/16" Vac Orifice
29-144000-P	3/8" Vac Orifice

Hose Barb Orifices



E01-0003

Part #	Description
E01-0003	Drilled To Size
E01-0003-3	90° 1/2" x 5/8" Brass

Tanks

Tanks - Fuel



E01-2000-1



E01-4001-1

Part #	Description
E01-1008-2	JR Square 7 Gal.
E01-2000-1	JR Recessed 7.5 Gal.
E01-3004-1	SR Recessed 11 Gal.
E01-3034	HE 6 Gal.
E01-4001-1	JR Round 7.4 Gal. For 12-000
E01-5000-1	SR Round 10.4 Gal. For 12-000
E03-0135	15 Gal. For 3000
E04-0285-1	16.5 Gal. For 40-000
E04-0286-1	16.5 Gal. For 42-000LD
E04-0286-3	7 Gal. Carb. Gas For 42-000
E04-0286-4	7 Gal. Carb. Gas For 42-530G Horz.
E04-1003-3	7 Gal. Carb. Gas JR Square For 41-530B
E04-1004-1	JR Square 7 Gal. For 41-530B
E05-0191	25 Gal. For 5000
I01-0051-2	SR Square 11 Gal.

Tanks - Float



29-131500



B04-0984

Part #	Description
29-131500	Moulded w/Baffle
29-131503	Plastic Baffle
29-131601	SR. HE
B04-0984	3000/4000/5000 Weldment
B06-1140	6000 Weldment
B70-0272	72/73-000 Splash Guard
E01-3031	HE Lid Assembly
K04-2000	42-000 Tank Kit
B70-0038	For 71-000
B70-0139	For 72/73-000
B70-0042	Float Tank Diverter For 71-000
B70-0273	Splash Guard For 71-000

Tanks - Solution



29-131113



29-131114

Part #	Description
29-131113	38MM White Caps
29-131114	2 1/2 Gal. Tank w/Cap
ETVI-0011	SF12 & SF12-A TVI/IRT
ETVI-0032	SF12A-AC TVI/IRT
29-131112	5 Gal. Tank w/Cap

Tanks - Free Standing Leg



29-150225

Part #	Description
29-150225	225 Gal.
29-150335	335 Gal.
29-150535	535 Gal.

Heat Chamber Assemblies

Heat Chambers - Complete



B01-0238

All assemblies include wrapper insulation & stack head

Part #	Description
B01-0216-1	30" SS w/Cold Water Wrap 12 Wrap Gas Coil
B01-0238-1	27" SS w/Cold Water Wrap 8 Wrap Gas Coil
B01-3008-2	24" SS w/Shield Holes 8 Wrap Oil Coil
B01-3045	27" SS w/Cold Water Wrap 8 Wrap Oil Coil
B03-0094-1	27" SS w/Cold Water Wrap 8 Wrap Gas Coil
B03-0094-4	27" SS w/SS Cold Water Wrap 8 Wrap SS Gas Coil
B03-0119-1	30" SS w/Cold Water Wrap 12 Wrap Gas Coil
B04-0200-1	27" SS w/Cold Water Wrap 8 Wrap Oil Coil
B04-0373-1	30" SS w/Cold Water Wrap 12 Wrap Oil Coil
B04-0839	24" SS 8 Wrap Oil Coil
B04-0991	27" SS w/Cold Water Wrap 8 Wrap Oil Coil
BA5-0078-1	For 5000 3/4" w/Cold Water Wrap & Hot Water Gas Coil
B05-0383	For 5000 3/4" w/Cold Water Wrap & Hot Water Oil Coil
B05-0441	For 5000 3/4" w/Cold Water Wrap & Hot Water Gas Coil PEM
B06-1066	For 6000 3/4" w/Cold Water Wrap & Hot Water Gas Coil
BTVI-0020-1	27" SF12A w/3/4" Hot Water Oil Coil

Heat Chambers - Partial



B01-0050-1

Part #	Description
B01-0049-2	24" SS Wrapper only For 1000 Series
B01-0050-1	27" SS w/Cold Water Wrap For 1000 Series
B01-0217-1	30" SS w/Cold Water Wrap For 1000 Series
B01-2018	JR SS Top Outlet/Bottom Inlet
B01-2067-1	JR SS Top Outlet/Side Inlet
B03-0138-1	27" SS w/Cold Water Wrap For 3000 Series
B03-0177-1	30" SS w/Cold Water Wrap For 3000 Series
B04-0989	27" SS w/Cold Water Wrap
B05-0057-1	36" SS Wrapper Only For 5000 Series
B05-0383-1	36" SS w/3/4" Cold Water Wrap For 5000 Series
B06-1074	48" SS Wrapper Only For 6000 Series

Coil Assemblies



B01-0156



B01-0255

Part #	Description
B01-0156	8 Wrap Sch. 80 Oil
B01-0156-LD	8 Wrap Sch. 80 Oil Lay Down
B01-0255	12 Wrap Sch. 80 Gas
B01-0257	8 Wrap Sch. 80 Gas
B01-0319	8 Wrap Sch. 40 Oil SS
B01-0338	8 Wrap Sch. 40 Gas SS
B01-0499	12 Wrap Sch. 80 Oil
B01-0499-LD	12 Wrap Sch. 80 Oil Lay Down
B01-2013	10 Wrap Sch. 80 Oil JR 4 Wheel
B01-2069	10 Wrap Sch. 80 JR Top Outlet/Side Inlet
B01-6016	6 Wrap Sch. 80 Oil SR Economy

Coil Assemblies Cont.



B01-0499



B01-6213



BA1-1004



BA5-0079

Part #	Description
B01-6213	6 Wrap Sch. 80 Oil JR Economy Botom Inlet/Top Outlet
B01-6223	6 Wrap Sch. 80 Oil JR Economy Top Outlet/Side Inlet
B04-0562	14 Wrap Sch. 80 Oil For 4000 Horizontal
B06-1064	3/4" Sch. 80 Helical For 6000
BA5-0079	3/4" Sch. 80 Helical For 5000
B05-0221	1/2" Sch. 40 SS Helical For 5000
B08-0120-2	1 1/2" For 8000
BA1-1002	1/2" Sch. 80 JR New Style Bottom Inlet/Top Outlet
BA1-1004	1/2" Sch. 80 JR Old Style Top Inlet/Top Outlet
BTVI-0015-1	3/4" Sch. 40 For SF12A TVI/IRT
BTVI-0034	3/4" Sch. 40 For SF12 TVI/IRT



B01-2013

Cold Water Wrap Assemblies



B01-0190

Part #	Description
B06-1063	3/4" For 6000 Series
B01-0190	1/2" Sch. 80
B01-0190-1	1/2" Stainless Steel Sch. 40
B05-0384	3/4" For 5000 Series
B05-0224	1/2" Sch. 40 SS For 5000

Draft/Exhaust Diverters

Draft/Exhaust Diverters - Draft



B01-0248

Part #	Description
B01-0243	8" x 10"
B01-0248	10" x 10"
B01-0250	12" x 12"
B01-0397	8" x 8"
B06-1087	16" x 16"
B17-0032	6 1/4" to 7 3/4"

Draft/Exhaust Diverters - Exhaust



K04-2500

Part #	Description
K04-2500	42 Horizontal
K04-2501	90° 42 Horizontal



COILS - WELD ASSEMBLIES

HE Components

HE Components - Valves

Part #	Description
 04-101720	3/4" Pressure Control
 05-101412	1/2" x 1/2" 75PSI Pressure Relief Valve

HE Components - Exchange Kits









Part #	Description
 E70-0056-HD	70-Series 4" Assembly 4/5/8/10GPM Models
 E70-0057-HD	70-Series 5" Assembly 6/12GPM Models
 B70-0355	Exchange Assembly for 14/44 Series
 B70-0355	70-Series Radiator Core
 29-410030-HD	Radiator for 70 Series w/Hose Barbs
 02-525020	Zinc Plated for HE Exchange
 29-410030-HD	

Components







Components - Assorted

Part #	Description
 B01-0066	Coil Hanger Angle
 B01-0067	Coil Baffle Plate
 B01-0167	Coil Baffle
 B05-0499	Coil Hanger 5000-Series
 B01-0155	Hose Hanger
 B01-2007	Cord Wrap JR Series
 B01-2044	Hose Hanger Hook New JR & SR
 B03-0027-1	Pilot Mounting Angle SS 12GA 409 Hi Temp.
 B03-0055	Motor Cover Assembly 3000-Series
 B03-0116	Hood Assembly 3000-Series
 B03-0117	Hood Weldment Assembly
 B04-0125	Battery Hold Down Clip
 B04-1165	Starter Switch Bracket 42-000
 B04-1216	Muffer Deflector 20HP Honda Muffer
 B05-0015	Solenoid Bracket
 B09-0126	Soap Caddy 400/500
 BTVI-0076	Wrench For Mixing Valve TVI
 BTVI-0076-1	Wrench

Stack Heads






Part #	Description
 B01-0009	18" x 10" x 10"
 B01-0068	18" x 8" x 6"
 B01-0159	18" x 8" x 8"
 B01-1006	14" x 8" x 6"
 B04-0559	14" x 8" x 6" For 4000 Horizontal Series
 B05-0117	24" x 10" x 10" For 5000 Series Oil
 B05-0114	24" x 12" x 12" For 5000 Series Gas
 B06-1100	36" x 16" x 16" For 6000 Series Gas

Burner Heads



Part #	Description
 B01-0064	18" Oil Fired For SR
 B01-1025	14" Oil Fired JR
 B01-1073	14" Oil Fired New JR
 B01-3024	18" Oil Fired SR 4 Wheel
 B03-0178	18" Gas Fired For 3000-Series
 B04-0556	14" Oil Fired For 4000 LD

Belt Tighteners








Belt Tighteners - Tighteners

Part #	Description
 E01-0365	Hook Tightner 8 3/8"
 E01-0365	T-Belt B01-0667 Assembly Carriage Bolt 5/16" x 18 x 2 1/2"
 E01-0366	T-Belt B01-0667 Assembly Carriage Bolt 5/16" x 18 x 3 1/2"
 E01-0366-1	T-Belt B01-0667 Assembly Carriage Bolt 5/16" x 18 x 4 1/2"
 E01-0368	T-Belt B01-0668 Assembly Carriage Bolt 5/16" x 18 x 3 1/2"





Belt Tighteners - Push Bars

Part #	Description
 B04-0983	1" x 10" For 40-000
 B06-1131	1" x 6" For 6000

Belt Guard Assemblies

Part #	Description
 B01-2022	SS JR 4 Wheel
 B01-2022-S	SS JR Swivel
 B01-3012-S	SS SR Swivel
 B01-3012	SS SR 4 Wheel
 B01-5019	SS SR 4 Wheel 12-430 ELH
 B04-2108	Powdercoat 41-000
 B09-0275	Powdercoat 500 B.D.
B09-0339	Powdercoat 542.3E CWW

Machine Stands

Part #	Description
 K70-0006	16-Series 48"
 K08-0004	8000-Series 48"
 K09-0019	New 400-Series 40"
 K17-1002	17-Series 40"
K70-0004	71-Series 12"
K70-0005	72/73-Series 12"
K70-0006	71-Series 40"
K70-0007	72/73-Series 40"

Leg Extension Kits



Part #	Description
K70-0025	70-Series 9"

Wall Mount Kits



K09-0017
Machine not included

Part #	Description
K09-0017	400-Series Powdercoated
K09-0017-S	400-Series Stainless Steel

Frames



Part #	Description
18-403020	Cold Water

Kits

Kits - Relay Assemblies



F01-0306

Part #	Description
F01-0283	110V
F01-0306	24V

Kits - Temp. Control Assemblies



F01-0287-1

Part #	Description
F01-0287-2	60" Steel Body
F01-0305	48" Oil
F01-0305-1	48" ETL
F03-0282	80" 3000
F03-0282-1	80" ETL
F05-0121	48" 5000

Kits - Voltage Suppressor Assemblies



Part #	Description
F01-0500	Voltage Suppressor Assembly

Kits - Lights



K-03-273027

Part #	Description
K-03-273024	Red 120V Assembly
K-03-273025	Red 12V Assembly
K-03-273026	Red 230V Assembly
K-03-273027	Red 28V Assembly
K-03-273034	Amber 120V Assembly
K-03-273035	Amber 12V Assembly
K-03-273036	Amber 230V Assembly
K-03-273037	Amber 28V Assembly
K-03-273044	Green 120V Assembly
K-03-273045	Green 12V Assembly
K-03-273046	Green 230V Assembly
K-03-273047	Green 28V Assembly

Kits - Stop/Start Switches



I-03-212005

Part #	Description
I-03-212005	24V LED
I-03-212006	120V LED

Kits - Hose Hangers



Part #	Description
K01-6002-1	Hose/Cord Hanger Kit

Kits - RV Lighters



Part #	Description
K01-0019	RV Lighter Kit

Kits - Electronic Ignitions



K01-0203-1

Part #	Description
K01-0202-1	24V Synetek
K01-0203-1	120V Synetek

Kits - Unloaders



Part #	Description
K43-0001	K7-0 w/#43 Bypass Restrictor

Kits - Vac Switches



KA1-0020

Part #	Description
K01-0204	Switch w/1 1/2" Nipple
K01-0205	Switch w/3" Nipple
KA1-0020	Switch w/1 1/2" & 3" Nipples

Kits - Micro Switches



Part #	Description
K01-0314	For Unloader w/Pressure Switch 05-186900
04-131031	For Unloader w/Pressure Switch 05-187700 Switch Only

Kits - Water Inlet Shut-Offs



Part #	Description
K70-0002	For 70-Series


Kits - Dosmatics





Part #	Description
K70-0035	Dosmatic/Disper-X Kit

Kits Cont.


Kits - Drip Pans

Part #	Description
 K70-0012	For 71-Series
K70-0014	For 72/73-Series


Kits - Van Hoods

Part #	Description
 B04-0304	36"
B04-0304	42"
BA4-0006	60"
 K04-0041	4000 Lay Down


Kits - Quick Coupler Sets

Part #	Description
 KPOP-01421000	1/4" Quick Coupler FNPT
KPOP-01421010	1/4" Quick Coupler MNPT
KPOP-01421100	1/4" Nipple FNPT
KPOP-01421110	1/4" Nipple MNPT
KPOP-01421200	3/8" Quick Coupler MNPT
KPOP-01421210	3/8" Quick Coupler FNPT
KPOP-01421300	3/8" Nipple FNPT
KPOP-01421310	3/8" Nipple MNPT

Kits - Gun Assemblies

Part #	Description
 KPOP-06131101	10 GPM 5000PSI General YG5000
E04-0261	10 GPM 5000PSI General Dual Lance w/Coupler
E09-0072	10 GPM 3000PSI Adjustable Nozzle CS3020HO
E01-0048	1/4" Steam Gun Assembly

Kits - Wash Jet Sets

Part #	Description
 KPOP-3	Kit 3 (0,15,25,40)
KPOP-3.5	Kit 3.5 (0,15,25,40)
KPOP-4	Kit 4 (0,15,25,40)
KPOP-4.5	Kit 4.5 (0,15,25,40)
KPOP-5	Kit 5 (0,15,25,40)
KPOP-5.5	Kit 5.5 (0,15,25,40)
KPOP-6	Kit 6 (0,15,25,40)
KPOP-6.5	Kit 6.5 (0,15,25,40)
KPOP-7	Kit 7 (0,15,25,40)
KPOP-7.5	Kit 7.5 (0,15,25,40)
KPOP-8	Kit 8 (0,15,25,40)
KPOP-8.5	Kit 8.5 (0,15,25,40)

Kits - Turbulent Foamers

Part #	Description
 KZ1-0005	Turbulent Foamer


Kits - Brakes

Part #	Description
 K01-6200	SR 4 Wheel
K01-6200	JR 4 Wheel


Kits - Solenoid Conversions

Part #	Description
 K04-0101	12V Solenoid Conversion Kit


Kits - Fuel Filters

Part #	Description
 KA1-0021	For 10-301001 Fuel Filter


Kits - Fuel Pumps

Part #	Description
 KA1-0022	Fuel Pump Kit For Suntec & Beckett Fuel Pumps


Kits - Mouse Guards

Part #	Description
 KHOP1-0003	Exhaust Kit For SR
KHOP1-1001	Exhaust Kit For JR


Control Boxes

Part #	Description
 29-131300	1400-Series Rotary Switch
29-131400	1400-Series Timer Control
29-131401	Control Box Gasket

Remote Boxes

Part #	Description
 F03-0653	24V 2 Way w/Soap
F03-0654	24V Multi w/Soap
F70-0053	24V 2 Way w/Soap For 73-Series
F70-0139	24V Multi w/Soap For 73-Series

Wheel Kits

Part #	Description
 B01-6038	SR Caster Yoke Weldment
B01-6230	JR Caster Yoke Weldment
K04-0057	45/56 Free Standing Roll Cage
K04-0082	42-000 10" Flat Free
K04-0094	41-000 Portability No wheels
K09-0018	400-Series Cart
K16-0001	16-Series 10" Pneumatic
K16-0001-1	16-Series 10" Flat Free
K16-0001-2	16-Series 13" Flat Free

Kits/Point of Purchase



KPOP-0007

Part #	Description
KPOP-0003	2' x 5' Display Rack Kit
KPOP-0007	Display Rack With All Products To Right Included

* Any part can be made available as a Point of Purchase kit upon request.

** Quantity requirements may apply.

Kits - Point Of Purchase



KPOP-3.5



KPOP-061065401



KPOP-01421310



KPOP-01421300



KPOP-01421200



KPOP-01421000



KPOP-06134510



KPOP-06161511



KZ1-0005

Part #	Description	Qty.
KPOP-01421000	1/4" FNPT Quick Coupler	5
KPOP-01421100	1/4" FNPT Quick Coupler Nipple	5
KPOP-01421010	1/4" MNPT Quick Coupler	5
KPOP-01421110	1/4" MNPT Quick Coupler Nipple	5
KPOP-01421210	3/8" FNPT Quick Coupler	5
KPOP-01421300	3/8" FNPT Quick Coupler Nipple	5
KPOP-01421200	3/8" MNPT Quick Coupler	5
KPOP-01421310	3/8" MNPT Quick Coupler Nipple	5
KPOP-3.5	3.5 Tip Kit (0°/15°/25°/40°)	5
KPOP-4	4.0 Tip Kit (0°/15°/25°/40°)	5
KPOP-4.5	4.5 Tip Kit (0°/15°/25°/40°)	5
KPOP-5.5	5.5 Tip Kit (0°/15°/25°/40°)	5
KPOP-061065401	Soap Tip	5
KPOP-06134510	3-4 GPM Rotary Nozzle	5
KPOP-06135510	4.5-5 GPM Rotary Nozzle	5
KPOP-061615011	3-5 GPM Downstream Chemical Injector	6
06-131100	Gun and Lance Assembly YG5000	5
06-152510	AaLadin Trigger Gun	5
06-202000	18' Telescoping Wand	1
11-111017	3/8" x 100' 4000 PSI 3/8" Solid w/Hose Guards	5
11-115015	3/8" x 50' 4000 PSI Wrapped Solid Impac Hose	5
18-405006	4 1/4" Tire and Wheel Brush	1
18-405010	10" Tri-Level Soft Split Tip Nylon Brush	1
18-405005	6'-12' Extendable Heavy Duty Fiberglass Handle w/Dual Lock	1
KZ1-0005	Turbulent Foamer	1
09-135400	AaLadin Industrial Motor Oil 1 qt. Series 09	12
08-135400	AaLadin Industrial Pump Oil 1 qt. Series 08	12



18-405006



18-405010



09-135400



08-135400



KITS - POINT OF PURCHASE

Insulation

Insulation - Kits



All above components included in K01-1002



All above components included in H01-2000

Part #	Description
H01-0001	24" Wrapper 18" Dia.
H01-0008	24" Gas 32 Jet 18" Dia.
H01-2000	JR 14" Dia. w/Bucket
H01-2003	JR 14" Top Outlet/Side Inlet
H01-3000	SR 24" 18" Dia. Oil w/Bucket
H01-3000-1	24" Oil LD Package 18" Dia. w/Bucket
H01-3004	24" HE 18" Dia. w/Bucket
H01-3009	26 3/4" HE 18" Dia. Oil fired w/Bucket
H04-0013	30" Horizontal Vertical Outlet 18" Dia.
H04-0016	30" Horizontal LD 12 Wrap 18" Dia.
H06-1008	6000 Gas
HTVI-0004	24" SF12A 18" Dia.
K01-0043	24" Oil Fired 18" Dia.
K01-0044	27" Oil Fired 18" Dia. w/CWW
K01-0048	27" Gas Fired 44 Jet 18" Dia. w/CWW
K01-0049	30" Gas Fired 44 Jet 18" Dia. w/CWW
K01-1002	JR Oil Fired 18" Dia.
K04-0085	4000 Horizontal w/Bucket 14" Dia.
K04-3100	33" Oil 18" Dia. w/CWW
K05-0001	48 Jet Gas Fired 5000
K05-0002	5000 Oil Fired
K05-0003	80 Jet Gas Fired 5000

Insulation - Stack Rings



H01-1002



H01-0014

Part #	Description
H01-0002	18" OD x 6" ID
H01-0014	18" OD x 10" ID
H01-1002	14" OD x 6" ID
H01-3012	18" OD x 6" ID 1/2" Insulation Board

Insulation - Burner Blankets



H01-1004

Part #	Description
H01-0020	48" x 11" For 24" Wrapper
H01-1004	36" x 6" For JR

Insulation - Burner Rings



H01-1001

Part #	Description
H01-0024	18" OD x 4.5" ID Oil
H01-1001	14" OD x 4.5" ID Oil

Insulation - Top Wraps



H01-0021

Part #	Description
H01-3010	7 15/16" x 47 1/2" HE Wrapper 26 3/4"
H01-0021	9" x 54" 27" Wrapper
H01-0023	12" x 54" 30" Wrapper

Insulation Cont.

Insulation - Wrapper Blankets



H01-1003

Part #	Description
H01-0019	24" x 53 1/2"
H01-1003	JR 42" x 19"
H01-1005	16 3/4" x 39 1/4" JR 21 1/2" Wrapper
H04-0003	23" x 4" 4000 Lay Down
H04-0014	30" x 53 1/2" Oil Vertical Outlet
H01-3011	18 1/4" x 54 3/4" HE Wrapper 26 3/4"

Insulation - Bottom Wraps



Part #	Description
H01-0022	27" & 30" Wrap 54" x 2"

Insulation - Insulation Bands



BA1-0123

Part #	Description
B04-2157	30" LD 12 Wrap Retaining Band
BA1-0123	SR
BA1-1006	JR

Insulation - Insulation Buckets



2019

Part #	Description
2019	JR
2017	SR

Waste Oil Heater Parts

Waste Oil - Circuit Boards



Part #	Description
03-001302	Circuit Board

Waste Oil - Relays



Part #	Description
03-001301	Relay

Waste Oil - Capacitors



Part #	Description
03-001305	Capacitor

Waste Oil - On/Off Switches



03-211412

Part #	Description
03-001306	On/Off
03-211412	On/Off w/Fuse Holder

Waste Oil - Reset Switches



Part #	Description
03-223000	Reset Switch

Waste Oil Heater Parts Cont.

Waste Oil - Thermo discs



04-000102

Part #	Description
04-000101	110° Fan
04-000102	140° Pump

Waste Oil - Thermostats



04-101460

Part #	Description
04-101460	Heat/Cool
FAE-0006	Assembly w/J Box & 10' Cord

Waste Oil - Fans



FAE-0008

Part #	Description
03-001203	16" w/Guard
FAE-0008	Exhaust Fan Assembly

Waste Oil - Fan Limit Controls



Part #	Description
04-000310	Fan Limit Control

Waste Oil - Motors



Part #	Description
07-000101	Pump Gear Motor

Waste Oil - Pumps



64166

Part #	Description
64166	Oil Transfer Pump
06-000102	Pump Cylinder
CAE-0002	120 Heater Pump Assembly



CAE-0002



06-000102

Waste Oil - Roll Pins



Part #	Description
64380	5/32" x 3/4"

Waste Oil - Set Screws



Part #	Description
64425	Allen Head 10/32" x 3/16"

Waste Oil - Check Valves



05-000202



05-000204

Part #	Description
05-000202	Inlet
05-000204	Outlet

Waste Oil - Pump Rods



BAE-0211



BAE-0245

Part #	Description
BAE-0211	Pump Rod
BAE-0245	Pump Rod Bushing 2" Aprox.

Waste Oil - Crank Blocks



Part #	Description
07-000102	Vary Stroke Crank Block

Waste Oil - Brass Tees



Part #	Description
64590	1/8" FNPT

Waste Oil - Connectors



Part #	Description
64745	1/8" Brass Compression

Waste Oil - Drip Tubes



BAE-0243

Part #	Description
BAE-0243	12" Stainless Steel
BAE-0244	13" Stainless Steel

Waste Oil - Support Trays



Part #	Description
BAE-0252	Support Tray

Waste Oil - Vaporizer Pans



Part #	Description
BAE-0187	Vaporizer Pan

Waste Oil - Air Wands



Part #	Description
BAE-0242	Air Wand

Aaladin

WASTE OIL HEATER PARTS

Waste Oil Heater Parts Cont.

Waste Oil - Heater Stands



Part #	Description
BAE-0209	Heater Stand

Waste Oil - Oil Transfer Pumps



Part #	Description
31000	w/Hose & Quick Coupler

Waste Oil - Impeller/Gasket Kits



Part #	Description
33690	Impeller/Gasket Kit For 64166 Oil Transfer Pump

Waste Oil - Oil Carts



Part #	Description
31015	10 Gallon Capacity

Waste Oil - Gaskets



Part #	Description
IAE-0004	Insulation Flange Gasket

Waste Oil - Rope Insulation



Part #	Description
2005	1/2" Diameter

Sold Per Foot

Waste Oil - Clevis



Part #	Description
63375	Clevis Assembly

Waste Oil - Screens



Part #	Description
10-002306	Stainless Steel Pump Screen

Waste Oil - Nozzles



10-203000

Part #	Description
10-203000	9 x 11 For Waste Oil
10-203002	9 x 9 For Waste Oil

Waste Oil - Dampers



Part #	Description
03-001220	6" Barometric Damper

Parts Washer Parts

Parts Washer - Draft Inducers



09-201100

Part #	Description
09-201100	2040/2055/2085
09-201101	2175/2260

Parts Washer - Drive Motors



09-30100

Part #	Description
09-301000	120V Turn Table/Oil Skimmer 2055/2085/2175
09-301001	120V Turn Table 2040
09-301004	120/240V Turn Table 2260
09-301005	115V Oil Skimmer2020

Parts Washer - Filter Covers



BPW-0188/89

Part #	Description
BPW-0188	Filter Cover Weldment
BPW-0189	Pump Filter Weldment

Parts Washer - Inlet Screen Filters



BPW-0650

Part #	Description
BPW-1236	2175/2260 Filter
BPW-1300	2055 Filter
BPW-0772	2040 Screen
BPW-0650	2085TE Pump Stand Filter

Parts Washer - Parts Baskets



BPW-0193

Part #	Description
BPW-0193	Small
BPW-0193-S	Small Stainless Steel
KPW-0013	Small w/Lid

Parts Washer - Turntable Baskets



BPW-0330

Part #	Description
BPW-0199	2085
BPW-0204	2175
BPW-0330	2040/2055

Parts Washer - Pre-Soak Baskets



BPW-0725

Part #	Description
BPW-0703	2055/2085
BPW-0725	2175/2260

Parts Washer - Oil Skimmer Scrapers



BPW-0251

Part #	Description
BPW-0251	2085/2175/2260
BPW-0251-1	2040/2055

Parts Washer Parts Cont.

Parts Washer - Oil Skimmer Shafts



Part #	Description
BPW-0320	2040/2055/2085/2175

BPW-0320

Parts Washer - Oil Skimmer Shaft Seal Kits



Part #	Description
KPW-0027	Oil Skimmer Shaft Seal Kit

Parts Washer - Oil Skimmer Wheels



Part #	Description
BPW-0253	2175/2260
BPW-0363	2040/2055
BPW-0823	2085/2085TE

BPW-0253

Parts Washer - Transmission Trees



Part #	Description
BPW-0304	2055/2085
BPW-0715	2040
BPW-0305	2175/2260

BPW-0304

Parts Washer - Debris Filters



Part #	Description
BPW-0634	All Models

Parts Washer - Drop-In Filters



Part #	Description
BPW-0721	2175/2260
BPW-0723	2085/2085TE

BPW-0721

Parts Washer - Side Tank Covers



Part #	Description
BPW-0833	2260
BPW-0834	2175
BPW-0832	2055/2085/2085TE

BPW-0833

Parts Washer - Oil Skimmer Motors



Part #	Description
09-301000	2040/2055/2085/2175/2260

Parts Washer - Turntable Shafts



Part #	Description
BPW-0275	2055/2085
BPW-0870	2175
BPW-0871	2260

BPW-0870

Parts Washer - Turntable Motor Mounts



Part #	Description
BPW-0936	2055/2085/2175
BPW-0513	2260
KPW-0050	2040/2040E Replacement Upgrade

BPW-0936

Parts Washer - Drive Assemblies



Part #	Description
DPW-0007	2085
DPW-0008	2175
DPW-0024	2020/2040/2055

DPW-0007

Parts Washer - Magnetic Door Switches



Part #	Description
EPW-0027	Magnetic Door Switch Assembly 03-211115

Parts Washer - Fresh Water Fill Kits



Part #	Description
KPW-0008	Fresh Water Fill/Low Water Shutdown

Parts Washer - Float Valves



Part #	Description
K01-0199-3	Float Valve

Parts Washer - Evap Elements



Part #	Description
04-143001	2100W 230V
04-143005	2600W 230V

04-143001

Aaladin

PARTS WASHER PARTS

Trailer Components

Trailer - Lights



70-00007

Part #	Description
70-00007	Red Oval Tail Light w/Grommet & Plug
70-00008	2" Round Red Sealed Clearance Light
70-00009	2" Round Amber Sealed Clearance Light
70-00010	Grommet & Pigtail For 2" Round Clearance Light
70-00026	License Plate Light w/Bracket
70-00055	Fender Mount Marker Light

Trailer - Electric Brake Breakaways



Part #	Description
70-00071	Electric Brake Breakaway Kit

Trailer - Wiring Harnesses



70-00035

Part #	Description
70-00027	4 Pole 18GA 25'
70-00035	7 Pole RV Type Trailer End 8'

Trailer - Swing Back Jacks



70-00017

Part #	Description
70-00017	Dual Wheel 1500 Lb. Capacity

Trailer - Hand Winches



70-00018

Part #	Description
70-00018	600Lb. Capacity Assembly
70-00019	Winch Strap w/Slip Hook

Trailer - Gun Holders



Part #	Description
70-00046	Dual Lock Holder

Service Items



05-513000



05-515002



05-515003



08-135413



27-151345



05-515005

Part #	Description
05-511000	300LB Gauge
05-513000	3000LB Gauge
05-515000	5000LB Gauge
05-515001	Vacuum Gauge
05-515002	Monometer
05-515003	Smoke Tester
05-515004	Smoke Test Paper
05-515005	Flow Meter
08-135000	Packing Insertter
08-135001	15MM Extractor Socket
08-135410	Mini Tool Kit
08-135413	20MM Extractor Socket
08-135414	24MM Extractor Socket
10-202800	Nozzle Changer
26-505064	Electrode Ruler
26-509000	Top Sider Suction Tank
27-151345	Anti-Tamper Sealant
89-601001-2	Teflon Paste
27-151348	Green Locktite
11-100000	Oetiker Side Jaw Plier
11-100001	Oetiker Straight Jaw Plier



10-202800



26-509000



27-151348



89-601001-2



11-100000



11-100001



89-601001

Bulk Items

Part #	Description
1903	3/8" Vinyl Edging
1032	5/16" Black Nylon Conduit
1051	1/4" Round Aluminum Tubing
2123	12/3 SJO Cord
2139	18/7 Cord
2151	8/3 Cord
2154	16/4 SJO Cord
2155	16/3 SJO Cord
2156	16/2 SJO Cord
2157	14/3 SJO Cord
2161	18/12 Cord
2202	1/4" Fuel Line
2203	3/8" Fuel Line
2204	3/8" Multi-Purpose Hose
2207	5/8" Multi-Purpose Hose
2208	3/4" Multi-Purpose Hose
2211	1/4" Poly Braid Hose
2304	1/4" Black Moly Fill Rod
2236	1/4" Clear Flex Hose

All Sold Per Foot



Key Stock

Part #	Description
1209-1	1/4" x 1 3/4" Key Stock PRO 10303

Decals

Decal - Master Decals



Part #	Description
26-100050	AaLadin Cleaning Systems 20 3/4" x 8 1/2"
26-100052	JR AaLadin Cleaning Systems 15 3/4" x 6 3/4"
26-100051-3	7 1/2" x 2 3/4" Control Pannel
26-410000	AaLadin Die Cut 6" x 15"
26-410005	AaLadin Die Cut 12" x 30"

Decal - Eco-Green Decals



Part #	Description
26-440000	Tank Stripes Right/Left Pair

Decal - Vehicle Graphics



Part #	Description
35-001000	AaLadin Logo 36" x 14"
35-001001	AaLadin Logo 24" x 9 1/2"
35-001400	14-Series 36" x 28 1/4"
35-001401	14-Series 24" x 18 3/4"
35-007100	71-Series 36" x 29 1/2"
35-007101	71-Series 24" x 19 1/2"
35-004102	41-Series 36" x 32"
35-004103	41-Series 24" x 21 1/4"



35-001400/01



35-007100/01



35-004102/03

Decal - Panel Decals



Part #	Description
26-100051-3	AaLadin Logo

Decal - Tank Stripes



26-100053-1



26-100053-2


Part #	Description
26-100045	JR Tank Stripes Right/Left Pair
26-100046	SR Tank Stripes Right/Left Pair
26-100051-1	SR Square Tank Right Side
26-100051-2	SR Square Tank Left Side
26-100053	JR Tank Straight
26-100053-1	JR Square Tank Right Side
26-100053-2	JR Square Tank Left Side

AaLadin

SERVICE ITEMS - BULK ITEMS / DECALS

Decals Cont.

Decal - Fuel Decals



26-151201

Part #	Description
26-151201	Kerosene/Diesel/Fuel Oil White w/Black Lettering
26-151203	Kerosene/Diesel/Fuel Oil Peach w/Black Lettering
26-151205	Kerosene/Diesel/Fuel Oil Gray w/Black Lettering Tri-Lingual
26-152000	Gasoline Clear w/Black Lettering
26-400006	Diesel Only Clear w/White Lettering
26-400007	Gasoline Only
26-400008	Kerosene Only
26-400009	Diesel Only No Bio-Diesel Yellow w/Black Lettering
26-609041	Danger-Warning-Caution

Decal - Soap Control Decals



Part #	Description
26-151303	Soap Control On/Off

Decal - Temperature Control Decals



Part #	Description
26-151800	Temperature Control

Decal - CETA Certified Decals



Part #	Description
26-152900	CETA

Decal - Take Pride Decals



26-153300

Part #	Description
26-153300	Die Cut
26-198100	Quality Since 1981



26-198100

Decal - Remote Warning Decals



Part #	Description
26-202305	Tri-Lingual

Decal - Ground Fault Decals



26-202313

Part #	Description
26-202312	No Ground Fault
26-202313	w/Ground Fault

Decal - Instruction Decals



26-211015



26-211011



26-211014

Part #	Description
26-211006	Operator Instruction Standard Peach w/Black Lettering
26-211007	Operator Instruction Standard White w/Black Lettering
26-211011	Operator Instruction NG/LP White w/Black Lettering
26-211014	For Remote Box
26-211015	Operator Instruction Tri-Lingual JR/SR Tank
26-211016	Operator Instruction Tri-Lingual Round JR/SR Tank

Decal - Decal Groups



26-151001



26-202500

Part #	Description
26-150001	17-000 Panel Black on Clear
26-150002	17-000 Panel White on Clear
26-152700	FLOW, TEMP, FUEL
26-202500	Sheet Decal Tri-Lingual
I01-0336	1400 Oil ETL
I01-1001	1321/1337 JR
I01-3002	14-000 Oil ETL
I01-6000-1	12-000 SR
I01-6200-1	12-000
I01-6201	13-000 SS ETL
I03-0004	OIL 3000/5000
I04-0043	40 Series Horizontal
I04-0072	42530/42530G

Decal - 70-Series Panel Decals

Part #	Description
26-111670	For 71-000 & 72-000
26-111680	For 73-000



26-111680



26-111670

Decal - Eco-Green Decals



26-000006

Part #	Description
26-000006	Eco Green Diecut Decal
26-100075	Master Decal w/Exchange Logo



26-100075



Literature Request Form



Please enter quantity in the given blank then send back via email or fax.

- ___ 26-505710-2 AaLadin 12 Series Economy Portable Literature
- ___ 26-505905 AaLadin 13-14 Series Portable Literature
- ___ 26-505902 AaLadin 14 Series High Efficiency
- ___ 26-505027-3 Horizontal Literature Portable and Self Contained
- ___ 26-609053 AaLadin 16-17 Series NG or LP Literature
- ___ 26-505901 AaLadin 70 Series High Efficiency Stationary Literature
- ___ 26-505906 AaLadin 3000 Series Stationary Literature
- ___ 26-505027-6 AaLadin 40 Series Self Contained Literature
- ___ 26-505903 AaLadin 40 Series High Efficiency Literature
- ___ 26-505027-5 AaLadin 46-1030D Literature
- ___ 26-505907 AaLadin 8000 Series All Electric Literature
- ___ 26-505002 400 Series Electric Cold Water Literature
- ___ 26-505904 AaLadin 500 Series Cold Water Literature
- ___ 26-505025 AaLadin 600 Series Water Heater Literature
- ___ 26-505072 AaLadin 2000 Series Parts Washer Literature
- ___ 26-505013-2 AaLadin Multi-Fold Full-Product Literature
- ___ 26-505053-1 AaLadin 120 Waste Oil Heater Flyer
- ___ 26-505067-2 AaLadin Accessory Tri-fold
- ___ 26-505078-1 Entrepreneur II (Heavy Duty Trailer)
- ___ 26-505078-2 Entrepreneur III (Super Heavy Duty Trailer)
- ___ 26-505078-3 Entrepreneur IV (Medium Duty Trailer)
- ___ 26-505078-4 Entrepreneur V (POD assembly)
- ___ 26-505044 AaLadin Machine Master Price List DVD
- ___ 26-505040 AaLadin Parts Price List DVD
- ___ 26-505062-2 Warranty Policy Manual / Flat Rate Manual
- ___ 26-505047 ETL Information Guide
- ___ 26-600111 Eliminator 120 Waste Oil Heater Manual
- ___ 26-505058-6 Waste Oil Video
- ___ 26-505058-5 Parts Washer Video
- ___ 26-505600 Parts Washer Information Guide

Company Name: _____

Contact: _____

P: 800.356.3325 • F: 605.356.2330 • 32584 477th Ave., Elk Point, SD 57025



Please call to request a pdf copy of this form for Literature orders or simply order the needed piece(s) on the portal.

LITERATURE - FORMS - BOOKS

Shipping Boxes



28-111001

Part #	Description
28-111001	9" x 44.125" x 2.5"
28-111004	4" x 14" x 18"
28-111100	17" x 17" x 12"

Shipping Bags



28-161000

Part #	Description
28-161000	Poly Bag Cover 36" x 28" x 52"
28-161201	Poly Bag Tie 9.875" x 13.875"

Detergents

Detergents - All Purpose Cleaners



27-163001

Part #	Description
27-163000	1 GAL Formula 101
27-163001	5 GAL Formula 101

Detergents - Heavy Duty Cleaners



Part #	Description
27-163002	Kit Formula 102

Detergents - Fleet Detergents



27-163011

Part #	Description
27-163010	1 GAL Formula 201
27-163011	5 GAL Formula 201
27-163012	Kit Formula 202



27-163012

Detergents - Parts Cleaners



27-163015

Part #	Description
27-163015	5 GAL Formula 301
27-163020	40 LB Formula 302
27-163021	8 LB Formula 302



27-163021

Detergents - Coil Cleaners



Part #	Description
27-163030	8 LB Formula 401

Detergents Cont.

Detergents - Platinum Shine



27-163070

Part #	Description
27-163069	(4) 1 Gal. Containers
27-163070	5 Gal. Bucket
27-163075	55 Gal. Drum
27-163080	275 Gal. Tote

Detergents - Every Wash XL



27-163055

Part #	Description
27-163054	(4) 1 Gal. Containers
27-163055	5 Gal. Bucket
27-163060	55 Gal. Drum
27-163065	275 Gal. Tote

Detergents - Liquid Power



27-164035

Part #	Description
27-164034	(4) 1 Gal. Containers
27-164035	5 Gal. Bucket
27-164040	55 Gal. Drum
27-164045	275 Gal. Tote

Detergents - Clean Cut HD



27-164065

Part #	Description
27-164064	(4) 1 Gal. Containers
27-164065	5 Gal. Bucket
27-164070	55 Gal. Drum
27-164075	275 Gal. Tote

Detergents - Foam Stoppers



Part #	Description
27-160010	Formula 294

Detergents - Rust Inhibitors



Part #	Description
27-160020	1 GAL



Reel Parts

Reel Parts - Super Swivels



01-401404

Part #	Description
01-401404	1/2" F x 1/2" F 90°
01-401409	3/4" F x 3/4" F 90°

Reel Parts - Super Swivel Repair Kits



01-401412

Part #	Description
01-401412	1/2"
01-401425	3/4"

Reel Parts - Shaft Collars



Part #	Description
02-100000	3/4" ID

Reel Parts - Handle Assemblies



02-121910

Part #	Description
02-121910	Plastic
BSE-2500	1/2"
B01-0419-3/4	3/4"

Reel Parts - Carriage Bolts



Part #	Description
02-132009	3/8" x 2 1/2"

Reel Parts - Wing Nuts



02-311210

Part #	Description
02-311210	3/8"
02-311212	1/2"

Reel Parts - Roll Pins



02-521100

Part #	Description
02-521100	1/8" x 1 1/2" Roll Pin
03-900132	Roll Pin For Lock Pin Assembly

Reel Parts - Lock Pin Brackets



Part #	Description
BSE-0376	Lock Pin Bracket

Reel Parts - Lock Pins



03-900130

Part #	Description
03-900130	For BSE-0376 And All Lock Pin Bracket Assemblies
BSE-0482	Lock Pin Weldment

Reel Parts - Springs



Part #	Description
03-900131	Lock Pin Spring

Reel Parts - A Frames



11-201000

Part #	Description
11-201000-1	w/o Lockpin 3/4"
11-201000	w/o Lockpin 1/2"

Reel Parts - Hose Assemblies



11-112521

Part #	Description
11-112521	HOSE, 3/8" X 25" 100R1
11-114123	HOSE, 3/8" X 41" 6 FX

Reel Parts - Hex Bushings



Part #	Description
01-101503	1/2" x 3/8"

Reel Parts - Axle Bearings



11-222000

Part #	Description
11-222000	1 1/4"
11-222000-1	1 1/4" w/Hole For Facemask
11-223000	Square
BSE-1050	w/Brake

Reel Parts - Axles



11-224001

Part #	Description
11-224001	8"
11-225000	12"
11-226000	18"
11-227000	22"
BSE-2221	For 100' Swivel Reel
BSE-2221-1	For 150' Swivel Reel
BSE-2221-2	For 200' Swivel Reel
BSE-2221-3	For 300' Swivel Reel

BSE-2221

Reel Parts - Bearings



Part #	Description
12-900008	w/Grease Zerk

Reel Parts - Vinyl Tubing



2516-11P875

Part #	Description
2516-11P875	For 8" Reel
2516-16P375	For 12" Reel
2516-22P375	For 18" Reel
2516-26P375	For 22" Reel

Reel Parts - Support Arms



BSE-3400-9

Part #	Description
BSE-3400-9	100' Vertical Mount
BSE-3408-3	100' w/Mount Block Kit

Aaladin

ACCESSORY PARTS

Reel Parts Cont.

Reel Parts - Hose Guards



Part #	Description
BSE-0129-2	150'
BSE-0129-3	200'
BSE-0129-4	300'

Reel Parts - Mount Brackets



BSE-0223-1

Part #	Description
BSE-0223	For KSE-1026
BSE-0223-1	For KSE-1024
BSE-0230	For KSE-1025

Reel Parts - Support Arms



BSE-3400-9

Part #	Description
BSE-3400-9	150' Vertical
BSE-3400-9	300' Vertical
BSE-3408-3	150' w/Mount Block Kit
BSE-3400-9	200' Vertical
KSE-0280-1	200' Wallmount
KSE-0280-1	100'/150' Wallmount
KSE-0280-1	300' Wallmount

Reel Parts - Flat Surface Mounts



Part #	Description
BSE-2237	100'/150'/200'/300'

Surface Spinner Parts

Spinner Parts - Tire/Wheel Assemblies



12-152000

Part #	Description
12-152000	10" Flat Free
12-151250	10" x 3 1/2" x 4 Pneumatic

Spinner Parts - Rear Wheel Kits



ESE-0008

Part #	Description
ESE-0008	24" Pneumatic
ESE-0009	30" Pneumatic
ESE-0008-1	10" Flat Free For 24"
ESE-0009-1	10" Flat Free For 30"

Spinner Parts - Push Caps



02-521200

Part #	Description
02-521200	5/8"
02-521203	3/4"

Spinner Parts - Casters



12-101200

Part #	Description
12-101200	3 1/2" w/Bearing
BSE-6116	30"
E01-0001	24" Front Caster Assembly
12-101200-1	3" HD Caster

Spinner Parts - Caster Brackets



BSE-0019

Part #	Description
BNH-0002	24"
BSE-0019	30"

Spinner Parts - Nuts



Part #	Description
02-301400	1/2" SRTD Whizlock

Spinner Parts - Mount Plates



Part #	Description
23-202000-3	For Talon 4

Spinner Parts - Swivels



01-171608-1

Part #	Description
01-171608	Talon 4 w/o Adapter
01-171608-1	Talon 4 w/1/4" Adapter
01-171608-2	Talon 4 w/Low Profile Adapter
01-171608-3	Talon 4 w/Deublin Adapter
01-171608-4	Talon 4 w/C&C Adapter For Clean & Capture Tools

Spinner Parts - Adapters



01-171604-16

Part #	Description
01-171604-16	Deublin
01-171604-19	1/4"

Spinner Parts - Center Pivots



Part #	Description
01-171643-1	Low Profile

Spinner Parts - Spray Arms



ENH-0005

Part #	Description
ENH-0005	24" Talon
ENH-0006	30" Talon
ESE-0005	30" Deublin
ESE-0006	24" Deublin
ESE-0019	For ASE-0017T

Spinner Parts - Brass Unions



01-171601

Part #	Description
01-171601	For 12" Floater
01-171602	For 16" Floater

Spinner Parts - Wash Jets



Part #	Description
06-100400	1/4" MEG 0002

Surface Spinner Parts Cont.

Spinner Parts - Unions



Part #	Description
01-171500	Deublin 927-130-176

Spinner Parts - Brass Washers



Part #	Description
01-171501	Deublin Union

Spinner Parts - Union Mount Assemblies



Part #	Description
BSE-0032	Deublin

Spinner Parts - Manifolds



29-143000

Part #	Description
29-143000	2 Port
29-143005	3 Port
29-143006	4 Port

Spinner Parts - Repair Kits



01-171609

Part #	Description
01-171609	Talon 4 Seal Kit
01-171511	Deublin
01-171516	New Style Deublin

Spinner Parts - Hex Bushings



Part #	Description
01-101203	3/8" MNPT x 1/4" FNPT Zinc Plated

Spinner Parts - Wash Guns



06-152510

Part #	Description
06-152510	10 1/2GPM 5000PSI
06-152000-2	In-Line Trigger

Spinner Parts - Brush Assemblies



BSE-1003

Part #	Description
BSE-1003	12" Floater
BSE-1007	16" Floater

Spinner Parts - Skirt Kits



BSE-0081

Part #	Description
BSE-0081	24"
BSE-0082	30"

Spinner Parts - Decks



23-101500

Part #	Description
23-101500	30"
23-101501	24"
23-101502	24" Lightweight

Spinner Parts - Aluminum Decks



23-101501-1

Part #	Description
23-101501-1	K12"
23-101501-2	16"
23-101501-4	16" For ASE-0018

Spinner Parts - Deck Protector Kits



Part #	Description
KSE-0003	For 24"/30" Plates & Pop Rivets Included

Spinner Parts - Handle Assemblies



BLK-0001

Part #	Description
BLK-0001	24" U
BLK-0002	In-Line Trigger Gun
BNH-0001	24" Spinner
ESE-0004	30" Single
BSE-1005	12"/16" Floater
BNH-0001Y	24" Complete Y
ESE-0004Y	30" Complete Y

Spinner Parts - Hose Assemblies



11-115022

Part #	Description
11-115022	12"/16"
11-115023	24"/30"

Undercarriage Cleaner Parts

Undercarriage Parts - Tire/Wheels



Part #	Description
BF-0008	4"

Undercarriage Parts - Swivels



Part #	Description
BF-0004	Swivel 33.463

Undercarriage Parts - Rotating Arms



Part #	Description
BF-0003	86.843

Aaladin

ACCESSORY PARTS

Undercarriage Cont.

Undercarriage Parts - Wash Jets



Part #	Description
BF-0001	1/8" 0002 0°
BF-0002	1/8" 1502 15°

Undercarriage Parts - Quick Couplers



Part #	Description
01-421200	3/8" NPT

Undercarriage Parts - Handles



Part #	Description
BSE-0520-1	Long Upper

Undercarriage Parts - Hoses



Part #	Description
BF-0029	3/8" x 58" 4000PSI

Undercarriage Parts - Bushing Reducers



Part #	Description
01-101203	3/8" x 1/4"

Undercarriage Parts - Nipples



Part #	Description
01-261004	1/4" Close

Vacuum Unit Parts

Vacuum Parts - Clevis Pins



Part #	Description
02-522500	1/4" x 5/8"

Vacuum Parts - Hitch Pins



Part #	Description
02-522510	Hitch Pin #203

Vacuum Parts - Lights



Part #	Description
03-273041	12V Green

Vacuum Parts - Vac Gauges



Part #	Description
03-282000	2"/-30"HG

Vacuum Parts - Magnetic Switches



Part #	Description
03-285100	12V Tattletale

Vacuum Parts - Hour Meters



Part #	Description
03-291030	AC/DC 5-277V Digital 25 HR/50 HR

Vacuum Parts - Relays



Part #	Description
03-312015	12V DC NC

Vacuum Parts - Pumps



Part #	Description
08-301000	Centrifugal

Vacuum Parts - Vacuum Hoses



Part #	Description
11-195010	2" x 50" Black
11-195015	2" x 50" Black w/Cuffs

Vacuum Parts - Strainers



Part #	Description
14-806500	Suction Strainer 8837

Vacuum Parts - Filter Bags



Part #	Description
19-100000	For Fury

Vacuum Parts - Dome Cover



Part #	Description
23-110000	Clear

Vacuum Parts - Aluminum rings



Part #	Description
23-151200	Aluminum Filter Bag Ring

Vacuum Tool Parts

Vac Tool Parts - Handles



Part #	Description
BSE-3007	11" Vac Tool Wall Mount Side Handle
BSE-3003	11" Vac Tool Handle Weldment
BSE-0135	16"/24" C&C Tool For 2" Vac Hose
BSE-0135-1	16"/24" C&C Tool For 1 1/2" Vac Hose

Vac Tool Parts - Casters



Part #	Description
12-101010	Vac Tool Caster

Vac Tool Parts - Locknuts



Part #	Description
02-301350	7/16" Serrated

Vac Tool Parts - Union Mounts



Part #	Description
BSE-0032-4	C&C Union Mount Assembly

Vac Tool Parts - Arm Assemblies



Part #	Description
ESE-0015	16" C&C Tool
ESE-0014	24" C&C Tool

Vac Tool Parts - Spray Arm Assemblies



Part #	Description
ESE-0012	11" Vac Tool
ESE-0010-1	16" Vac Tool
ESE-0011-1	24" Vac Tool

Vac Tool Parts - Manifolds



Part #	Description
BSE-0564	2 Port For Deublin

Vac Tool Parts - Center Pivots



Part #	Description
01-171643-1	Form Talon

Vac Tool Parts - Swivels



Part #	Description
01-171608-4	Talon 4 w/C&C Adapter For Clean & Capture Tools

Vac Tool Parts - Wash Jets



Part #	Description
06-200410	1/8" MEG 1502
06-200450	1/8" MEG 1502.5
06-200490	1/8" MEG 1502.75
06-200510	1/8" MEG 1503

Vac Tool Parts - Lower Decks



Part #	Description
BSE-0141	16" C&C Tool
BSE-0475	24" C&C Tool

Vac Tool Parts - Upper Decks



Part #	Description
BSE-0145	16" C&C Tool
BSE-0163	24" C&C Tool

Vac Tool Parts - Brush Weldments



Part #	Description
BSE-3006	11" C&C Tool
BSE-0146	16" C&C Tool
BSE-0165	24" C&C Tool

Aaladin

ACCESSORY PARTS



Accessory Nozzle Chart

Type	1/4" MEG				1/8" MEG				Quick Connect			
Spray Angle	0°	15°	25°	40°	0°	15°	25°	40°	0°	15°	25°	40°
Nozzle Size	Part Number											
2	06-100400	06-100410	06-100420	06-101035	06-200400	06-200410	06-200420	06-200430				
2.25		06-100440				06-200440		06-200470				
2.5	06-100450	06-100460	06-100470	06-440025	06-200405	06-200450	06-200460					
2.75	06-100480	06-100490	06-100495			06-200490						
3	06-100500	06-100510	06-100520	06-440030	06-200500	06-200510	06-200520	06-200530	06-400030-1	06-415030-1	06-425030-1	06-440030-1
3.25						06-200515						
3.5	06-400035	06-100610	06-425035	06-440035	06-200517	06-200516	06-200518	06-200540	06-400035-1	06-415035-1	06-425035-1	06-44035-1
3.75												
4	06-101000	06-101010	06-101020	06-101030		06-201015	06-201020	06-201030	06-400040-1	06-415040-1	06-425040-1	06-440040-1
4.5	06-400045	06-101040	06-425045	06-440045		06-201040	06-201080	06-201090	06-400045-1	06-415050-1	06-425045-1	06-440045-1
5	06-101150	06-101160	06-425050	06-440050	06-201050	06-201055	06-201091		06-400050-1	06-415050-1	06-425050-1	06-440050-1
5.5	06-400055	06-415055	06-425055	06-440055		06-201070	06-201071	06-201092	06-400055-1	06-415055-1	06-425055-1	06-440055-1
6	06-400060	06-415060	06-425060	06-440060		06-201094	06-201095	06-201096	06-400060-1	06-415060-1	06-425060-1	06-440060-1
6.5	06-400065	06-415065	06-425065	06-440065		06-201093	06-201097	06-201098	06-400065-1	06-415065-1	06-425065-1	06-440065-1
7	06-400070	06-415070	06-425070	06-440070					06-400070-1	06-415070-1	06-425070-1	06-440070-1
7.5	06-400075	06-415075	06-425075	06-440075					06-400075-1	06-415075-1	06-425075-1	06-440075-1
8	06-400080	06-415080	06-425080	06-440080			06-201100	06-201101	06-400080-1	06-415080-1	06-425080-1	06-440080-1
8.5	06-400085	06-415085	06-425085	06-440085					06-400085-1	06-415085-1	06-425085-1	06-440085-1
9	06-400090	06-415090	06-425090	06-440090								
9.5												
10	06-400010	06-415100	06-425100	06-440100					06-400100-1	06-415100-1	06-425100-1	06-440100-1
11												
12												
12.5												
13		06-415130										

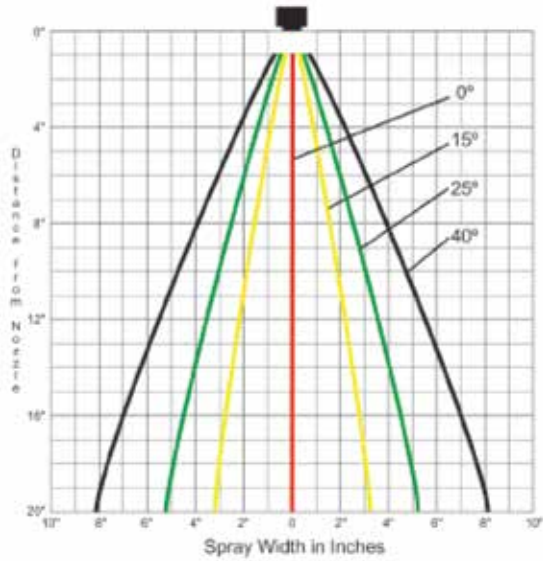
Reference Materials

Nozzle Chart

Nozzle Size	Orifice Dia.	40 PSI	100 PSI	250 PSI	500 PSI	600 PSI	700 PSI	800 PSI	1000 PSI	1200 PSI	1500 PSI	2000 PSI	2500 PSI	3000 PSI	3500 PSI	4000 PSI	5000 PSI
2	.034	0.20	0.32	0.50	0.71	0.77	0.84	0.89	1.00	1.10	1.22	1.41	1.58	1.73	1.87	2.00	2.24
2.5	.039	0.25	0.40	0.63	0.88	0.97	1.05	1.12	1.25	1.37	1.53	1.77	1.98	2.17	2.34	2.50	2.80
3	.043	0.30	0.47	0.75	1.06	1.16	1.25	1.34	1.50	1.64	1.84	2.12	2.37	2.60	2.81	3.00	3.35
3.25	.045	0.33	0.51	0.81	1.15	1.26	1.36	1.45	1.63	1.78	1.99	2.30	2.57	2.81	3.04	3.25	3.63
3.5	.048	0.35	0.55	0.88	1.24	1.26	1.46	1.57	1.75	1.92	2.14	2.47	2.77	3.03	3.27	3.50	3.91
3.75	.050	0.38	0.59	0.94	1.33	1.45	1.57	1.68	1.88	2.05	2.30	2.65	2.96	3.25	3.51	3.75	4.17
4	.052	0.40	0.63	1.00	1.41	1.45	1.67	1.79	2.00	2.19	2.45	2.83	3.16	3.46	3.74	4.00	4.47
4.5	.055	0.45	0.71	1.13	1.59	1.74	1.88	2.01	2.25	2.46	2.76	3.18	3.56	3.90	4.21	4.50	5.03
5	.057	0.50	0.79	1.25	1.77	1.94	2.09	2.24	2.50	2.74	3.06	3.54	3.95	4.33	4.68	5.00	5.59
5.5	.060	0.55	0.87	1.38	1.94	2.13	2.30	2.46	2.75	3.01	3.37	3.89	4.35	4.76	5.14	5.50	6.15
6	.062	0.60	0.95	1.50	2.12	2.32	2.51	2.68	3.00	3.29	3.67	4.24	4.74	5.20	5.61	6.00	6.71
6.5	.064	0.65	1.03	1.63	2.30	2.52	2.72	2.91	3.25	3.56	3.98	4.60	5.14	5.63	6.08	6.50	7.27
7	.067	0.70	1.11	1.75	2.47	2.71	2.93	3.13	3.50	3.83	4.29	4.95	5.53	6.06	6.55	7.00	7.83
7.5	.070	0.75	1.19	1.88	2.65	2.90	3.14	3.35	3.75	4.11	4.59	5.30	5.93	6.50	7.02	7.50	8.39
8	.072	0.80	1.26	2.00	2.83	3.10	3.35	3.58	4.00	4.38	4.90	5.66	6.32	6.93	7.48	8.00	8.94
8.5	.074	0.85	1.34	2.13	3.01	3.29	3.56	3.80	4.25	4.66	5.21	6.01	6.72	7.36	7.95	8.50	9.50
9	.076	0.90	1.42	2.25	3.18	3.49	3.76	4.02	4.50	4.93	5.51	6.36	7.12	7.79	8.42	9.00	10.06
9.5	.078	0.95	1.50	2.38	3.36	3.68	3.97	4.25	4.75	5.20	5.82	6.72	7.51	8.23	8.89	9.50	10.62
10	.080	1.00	1.58	2.50	3.54	3.87	4.18	4.47	5.00	5.48	6.12	7.07	7.91	8.66	9.35	10.00	11.18
11	.083	1.10	1.74	2.75	3.89	4.26	4.60	4.92	5.50	6.02	6.74	7.78	8.70	9.53	10.29	11.00	12.30
12	.087	1.20	1.90	3.00	4.24	4.65	5.02	5.37	6.00	6.57	7.35	8.49	9.49	10.39	11.22	12.00	13.42
12.5	.089	1.25	1.98	3.13	4.42	4.84	5.23	5.59	6.25	6.85	7.65	8.84	9.88	10.83	11.69	12.50	13.98
13	.091	1.30	2.06	3.25	4.60	5.03	5.44	5.81	6.50	7.12	7.96	9.19	10.28	11.26	12.16	13.00	14.53
14	.093	1.40	2.21	3.50	4.95	5.42	5.86	6.26	7.00	7.67	8.57	9.90	11.07	12.12	13.10	14.00	15.65
15	.096	1.50	2.37	3.75	5.30	5.81	6.27	6.71	7.50	8.22	9.19	10.61	11.86	12.99	14.03	15.00	16.77
20	.109	2.00	3.16	5.00	7.07	7.75	8.37	8.94	10.00	10.95	12.25	14.14	15.81	17.32	18.71	20.00	22.36
25	.125	2.50	3.95	6.25	8.84	9.68	10.46	11.18	12.50	13.69	15.31	17.68	19.76	21.65	23.39	25.00	27.95
30	.141	3.00	4.74	7.50	10.61	11.62	12.55	13.42	15.00	16.43	18.37	21.12	23.72	25.98	28.06	30.00	33.54
40	.156	4.00	6.32	10.00	14.14	15.49	16.73	17.89	20.00	21.91	24.49	28.28	31.62	34.64	37.42	40.00	44.72
50	.172	5.00	7.91	12.50	17.68	19.36	20.92	22.36	25.00	27.39	30.62	35.36	39.53	43.30	46.77	50.00	55.90
60	.188	6.00	9.49	15.00	21.21	23.24	25.10	26.83	30.00	32.86	36.74	42.43	47.43	51.96	56.12	60.00	67.08

ACCESSORY PARTS

Spray Coverage



Number Size Drills

gauge	in	mm
104	0.0031	0.079
103	0.0035	0.089
102	0.0039	0.099
101	0.0043	0.109
100	0.0047	0.119
99	0.0051	0.130
98	0.0055	0.140
97	0.0059	0.150
96	0.0063	0.160
95	0.0067	0.170
94	0.0071	0.180
93	0.0075	0.191
92	0.0079	0.201
91	0.0083	0.211
90	0.0087	0.221
89	0.0091	0.231
88	0.0095	0.241
87	0.010	0.254
86	0.0105	0.267
85	0.011	0.279
84	0.0115	0.292
83	0.012	0.305
82	0.0125	0.318
81	0.013	0.330

gauge	in	mm
80	0.0135	0.343
79	0.0145	0.368
78	0.016	0.406
77	0.018	0.457
76	0.020	0.508
75	0.021	0.533
74	0.0225	0.572
73	0.024	0.610
72	0.025	0.635
71	0.026	0.660
70	0.028	0.711
69	0.0292	0.742
68	0.031	0.787
67	0.032	0.813
66	0.033	0.838
65	0.035	0.889
64	0.036	0.914
63	0.037	0.940
62	0.038	0.965
61	0.039	0.991
60	0.040	1.016
59	0.041	1.041
58	0.042	1.067
57	0.043	1.092
56	0.0465	1.181
55	0.052	1.321
54	0.055	1.397

gauge	in	mm
53	0.0595	1.511
52	0.0635	1.613
51	0.067	1.702
50	0.070	1.778
49	0.073	1.854
48	0.076	1.930
47	0.0785	1.994
46	0.081	2.057
45	0.082	2.083
44	0.086	2.184
43	0.089	2.261
42	0.0935	2.375
41	0.096	2.438
40	0.098	2.489
39	0.0995	2.527
38	0.1015	2.578
37	0.104	2.642
36	0.1065	2.705
35	0.110	2.794
34	0.111	2.819
33	0.113	2.870
32	0.116	2.946
31	0.120	3.048
30	0.1285	3.264
29	0.136	3.454
28	0.1405	3.569
27	0.144	3.658

gauge	in	mm
26	0.147	3.734
25	0.1495	3.797
24	0.152	3.861
23	0.154	3.912
22	0.157	3.988
21	0.159	4.039
20	0.161	4.089
19	0.166	4.216
18	0.1695	4.305
17	0.173	4.394
16	0.177	4.496
15	0.180	4.572
14	0.182	4.623
13	0.185	4.699
12	0.189	4.801
11	0.191	4.851
10	0.1935	4.915
9	0.196	4.978
8	0.199	5.055
7	0.201	5.105
6	0.204	5.182
5	0.2055	5.220
4	0.209	5.309
3	0.213	5.410
2	0.221	5.613
1	0.228	5.791
-	-	-

gauge	in	mm
A	0.234	5.944
B	0.238	6.045
C	0.242	6.147
D	0.246	6.248
E	0.250	6.350
F	0.257	6.528
G	0.261	6.629
H	0.266	6.756
I	0.272	6.909
J	0.277	7.036
K	0.281	7.137
L	0.290	7.366
M	0.295	7.493
N	0.302	7.671
O	0.316	8.026
P	0.323	8.204
Q	0.332	8.433
R	0.339	8.611
S	0.348	8.839
T	0.358	9.093
U	0.368	9.347
V	0.377	9.576
W	0.386	9.804
X	0.397	10.08
Y	0.404	10.26
Z	0.413	10.49

- -

Reference Materials

LP Piping Size Chart

Length of pipe in feet	SIZE OF PIPE IN INCHES								
	1/2	3/4	1	1 1/4	1 1/2	2	2 1/2	3	4
10	275	567	1071	2205	3307	6221	10140	17990	36710
20	189	393	732	1496	2299	4331	7046	12510	25520
30	152	315	590	1212	1858	3465	5695	10110	20620
40	129	367	504	1039	1559	2992	4778	8481	17300
50	114	237	448	913	1417	2646	4343	7708	15730
60	103	217	409	834	1275	2394	3908	6936	14150
80	89	185	346	724	1086	2047	3329	5908	12050
100	78	162	307	630	976	1811	2991	5309	10830
125	69	146	275	567	866	1606	2654	4711	9613
150	63	132	252	511	787	1496	2412	4281	8736
200	54	112	209	439	665	1282	2038	3618	7282
250	48	100	185	390	590	1138	1808	3210	6549
300	43	90	168	353	534	1030	1637	2905	5927
350	40	83	155	325	491	947	1505	2671	5450
400	37	77	144	303	458	883	1404	2492	5084

- Gas flow in cubic feet per hour
- One cubic foot of LP Gas = 1000 BTU
- Pipe length must include all pipe fittings
- Add approximately five feet of pipe for every fitting

Example:

440,000 BTU burner divided by 1000 BTU's = 440 cubic feet of LP Gas

- To run 20 feet of pipe would require 1 1/4" pipe

NG Piping Size Chart

Length of pipe in feet	SIZE OF PIPE IN INCHES								
	1/2	3/4	1	1 1/4	1 1/2	2	2 1/2	3	4
10	108	230	387	793	1237	2259	3640	6434	---
20	75	160	280	569	877	1610	2613	5236	9521
30	61	129	224	471	719	1335	2165	4107	7859
40	52	110	196	401	635	1143	1867	3258	6795
50	46	98	177	364	560	1041	1680	2936	6142
60	42	89	159	336	513	957	1559	2684	5647
70	38	82	149	317	476	896	1447	2492	5250
80	36	76	140	239	443	840	1353	2315	4900
90	33	71	133	275	420	973	1288	2203	4667
100	32	68	126	266	411	775	1246	2128	4518
125	28	60	117	243	369	700	1143	1904	4065
150	25	54	105	215	327	625	1008	1689	3645
175	23	50	93	196	303	583	993	1554	3370
200	22	47	84	182	280	541	877	1437	3160
300	17	37	70	145	224	439	686	1139	2539

- Gas flow in cubic feet per hour
- One cubic foot of natural gas = 1000 BTU
- Pipe length must include all pipe fittings
- Add approximately five feet of pipe for every fitting

Example:

440,000 BTU burner divided by 1000 BTU's = 440 cubic feet of NG

- To run 20 feet of pipe would require 1 1/4" pipe

Reference Materials

Temp. Conversion Table

°C	°F	°C	°F	°C	°F	°C	°F
100	212.0	75	167.0	50	122.0	25	77.0
99	210.2	74	165.2	49	120.2	24	75.2
98	208.4	73	163.4	48	118.4	23	73.4
97	206.6	72	161.6	47	116.6	22	71.6
96	204.8	71	159.8	46	114.8	21	69.8
95	203.0	70	158.0	45	113.0	20	68.0
94	201.2	69	156.2	44	111.2	19	66.2
93	199.4	68	154.4	43	109.4	18	64.4
92	197.6	67	152.6	42	107.6	17	62.6
91	195.8	66	150.8	41	105.8	16	60.8
90	194.0	65	149.0	40	104.0	15	59.0
89	192.2	64	147.2	39	102.2	14	57.2
88	190.4	63	145.4	38	100.4	13	55.4
87	188.6	62	143.6	37	98.6	12	53.6
86	186.8	61	141.8	36	96.8	11	51.8
85	185.0	60	140.0	35	95.0	10	50.0
84	183.2	59	138.2	34	93.2	9	48.2
83	181.4	58	136.4	33	91.4	8	46.4
82	179.6	57	134.6	32	89.6	7	44.6
81	177.8	56	132.8	31	87.8	6	42.8
80	176.0	55	131.0	30	86.0	5	41.0
79	174.2	54	129.2	29	84.2	4	39.2
78	172.4	53	127.4	28	82.4	3	37.4
77	170.6	52	125.6	27	80.6	2	35.6
76	168.8	51	123.8	26	78.8	1	33.8
				0	32.0		

Temperature Conversion formulas °C = 5/9(°F-32) °F = 9/5(°C+32)

Hose Friction Loss

Water* Flow Gal/Min	Pressure Drop in PSI per 100 feet of Hose With Typical Water Flow Rates Hose Inside Diameters, Inches						
	1/4"	5/16"	3/8"	1/2"	5/8"	3/4"	1"
0.5	16	5	2				
1.0	54	20	7	2			
2.0	180	60	25	6	2		
3.0	380	120	50	13	4	2	
4.0		220	90	24	7	3	
5.0		320	130	34	10	4	
6.0			220	52	16	7	1
8.0			300	80	25	10	2
10.0				120	38	14	3
15.0				250	80	30	7
20.0					121	50	12
25.0					200	76	19
40.0					410	162	42
60.0						370	93

*At a fixed flow rate with a given size hose, the pressure drop across a given hose length will be directly proportional. A 50 foot hose will exhibit one-half the pressure drop of a 100 foot hose. Above values shown are valid at all pressure levels.

Formulas

Nozzles

Nozzle # =	GPM	-	$\sqrt{\frac{4000}{\text{PSI}}}$
GPM =	Nozzle #	-	$\sqrt{\frac{\text{PSI}}{4000}}$
PSI =	$\left(\frac{\text{GPM}}{\text{Nozzle}}\right)^2$	-	4000

Horsepower

$\frac{\text{GPM} \cdot \text{PSI}}{1460}$	=	Electric Brake HP
$\frac{\text{GPM} \cdot \text{PSI}}{1714}$	=	Hydraulic HP
$\frac{\text{GPM} \cdot \text{PSI}}{1460} \cdot 1.5$	=	Gasoline HP (Industrial Engine)

A

AaLadin		
Motor Oil		86
AaLadin 45-Series		
Components		
O-Rings	6	
Plungers	69	
Valve Caps	69	
Kits		
Hot Cup	69	
Oil Seal	69	
Packing	69	
Piston	69	
Valve	69	
Pumps	69	
Rails	69	
AaLadin 75-Series		
Components		
Cap Plugs	68	
Crankcase Bearings	68	
Crankcases	69	
Dipsticks	68	
Gear Reducers	69	
Keys	68	
Manifolds	68	
Oil Level	68	
Oil Seals	68	
O-Rings	68	
Pistons	68	
Rings	68	
Screws & Bolts	68	
Shims	69	
Valve Caps	68	
Washers	68	
Kits		
Cap Plug	67	
Head Ring	67	
Hot Cup	67	
Intermediate Ring	67	
Oil Seal	67	
Packing	67	
Packing Retainer	67	
Piston Bolt	67	
Valve	67	
Oil	67	
Pumps	67	
Rails	68	
Service Tools	69	
AaLadin Water Separating Fuel Filters		89
Components		
Cartridges	89	
Filter Bowls	90	
Vent Plugs	89	
Accumulators		55
Adapters		
Flared Tubes	41	
Hex	41	
Hex Pilot Lines	41	
Hex Swivels	41	
Adjustable V - Pulleys		59
Adjustable Temp. Controls		
Bodies	51	
Covers	50	
Knobs	50	
Panel Mounts	51	
Surface Mounts	50	
Unstaked Stops	50	
Washers	50	
Air Valves		53
AR		
Components		
O-Rings	80	
Pistons	80	
Valve Caps	79	
Kits		
Hot Cup	79	
Oil Seal	79	
Packing	79	
Packing Kit	79	
Piston	79	
Valve	79	
Pumps	79	
Rails	79	

B

Ball Valves		54
Battery Components		

Battery Boxes	49
Battery Cables	49
Battery Terminal Boots	48
Bearings	59
Beckett	
Burners	87
Components	
Air Bands	87
Air Cone Heads	87
Air Cones Plastic	87
Air Tubes	88
Blower Fans	87
Burner Motors	88
Burner Valves	88
Capacitor Start Motors	88
Electrical Boxes	88
Electrode Assemblies	87
Electrode Springs	87
Fan Housings	88
Connecting Tubes	87
Gaskets	87
Locknuts	87
Nozzle Adapters	87
Nozzle Tubes	87
Pump Drive Couplings	87
Screws	87
Static Discs	87
Transformers	88
Valve Stem Kits	87
Belt Guard Assemblies	95
Belt Tighteners	
Tighteners	95
Beta	
Pumps	83
Brushes	
Assorted Heads	32
Handles	32
Bulk Items	104
Bulkheads	
Hex Brass	33
Hex Poly	33
Hex Zinc Plated	33
Bump on Bumpers	48
Burner Heads	95
Burner/Heater Elements	52
Heater Elements	52
Bushings	
Hex Black	33
Hex Brass	33
Hex Bronze	33
Hex Galvanized	33
Hex Plastic	33
Hex Stainless Steel	33

C

Cable Ties	44
Cad Cell Eyes	51
Cam Locks	
Caps	39
Connectors	39
Carriage Bolts	43
Casters	92
Cat	
Components	
Case Seals	81
Pulley Keys	81
Shaft Protectors	80
Kits	
Rail	80
Seal	80
U Packing	80
Valve	80
Oil	80
Pumps	80
Check Valves	52
Chemical Injectors	53
Circuit Breakers	50
Clamps	
Muffler	41
Oetiker	41
Sur Tite Gear Clamps	41
T-Bolt	41
Uni Clamps	41
Clutch Assemblies	59
Clutches	59
Coil Assemblies	94
Cold Water Wrap Assemblies	94

Collars		45
Comet		
Kits		
Maintenance	83	
Overhaul	83	
Piston	83	
Seal	83	
Valve	83	
Pumps	83	
Rails	83	
Components		95
Assorted		
Connectors		37
Hex JIC 37°		
Contactors		48
Control Boxes		98
Control Set Unloaders		54
Cordsets		46
Couplings		
Black	36	
Bronze	35	
Hex Brass	36	
Hex Heavy Duty	36	
Hex Poly	35	
Hex Reducing Brass	36	
Hex Reducing HD Plated	36	
Hex Reducing Poly	36	
Plated	36	
Reducing Bronze	36	
Reducing Galvanized	36	
Stainless Steel	36	
Crosses		
Heavy Duty	35	
Schedule 40 Galvanized	35	
Current Sensors		50

D

Decals		
70-Series Panel Decals	105	
CETA Certified Decals	105	
Decal Groups	105	
Eco-Green Decals	104, 105	
Fuel Decals	105	
Ground Fault Decals	105	
Instruction Decals	105	
Master Decals	104	
Panel Decals	104	
Remote Warning Decals	105	
Soap Control Decals	105	
Take Pride Decals	105	
Tank Stripes	104	
Temperature Control Decals	105	
Vehicle Graphics	104	
Detergents		
All Purpose Cleaners	107	
Coil Cleaners	107	
Fleet Detergents	107	
Foam Stoppers	107	
Heavy Duty Cleaners	107	
Parts Cleaners	107	
Rust Inhibitors	107	
Diesel		
Components		
Air Filters	85	
Exhaust Rain Caps	85	
Fuel Filters	86	
Fuel Gauges	86	
Fuel Pumps	86	
Fuel Senders	86	
Glow Plugs	86	
Key Switches	85	
Mounting Legs	86	
Murphy Switches	85	
Oil Filters	85	
Oil Pressure Gauges	86	
Oil Pressure Sensors	86	
Rectifiers	86	
Sender Pickups	86	
Solenoid Throttles	86	
Surge Harnesses	86	
Tachometers	86	
Temp. Gauges	86	
Temp. Sensors	86	
Throttle Cable Fittings	86	
Pivot Stops	86	
Throttle Cables	86	
Volt Meters	85	

Draft/Exhaust Diverters	
Draft	94
Exhaust	94
E	
Easy Start Valves	52
Elbows	
45° Elbows	
Heavy Duty	33
Schedule 40	33
45° Street Elbows	34
Heavy Duty	34
90° Elbows	
Black	33
Brass	34
Bronze	34
JIC 37°	34
Schedule 40	33
Schedule 80	33
S S Schedule 40	34
S S Schedule 80	33
90° Street Elbows	
Black	34
Brass	34
Bronze	34
Plated	34
Poly	34
Schedule 80	34
Stainless Steel	34
Side Outlet Brass	34
Side Outlet Schedule 40	34
Electric	
Components	
Motor Fans	84
Motor Switches	84
Start Capacitors	84
Motors	84
Electrical Boxes	
Covers	46
Handy	46
Hoffman	46
Plastic Carbon	46
Watertight	46
Wet Locations	46
Electrical Connectors	
90° Conduit	45
Heyco	46
Hubel 90°	45-46
Metal/Plastic	45
Strain Relief	46
Electronic Ignitions	
Leads	51
Synetek	51
Wiring Harness Leads	51
Exhausts	
Back Draft Dampeners	45
Back Draft Dampener Motors	45
Inline Duct Fans	45
Eye Bolts	43
F	
Filler Caps	
Fuel Tank Roll-over Vents	40
Roll-over Vent Grommets	40
Lenz Fuel Caps w/Chain	40
Locking	40
Vented	40
w/Gauge	40
Filter Screens	53
Float Switches	51
Float Valves	54
Flow Control Valves	54
Flow Meters	55
Flow Switches	51
Frames	96
Fuel Filters	
Inline	89
Klemms	89
Fuse Holders	49
Fuses	49
G	
Garden Hose Adapters	
Fire Hoses	38
Hex	38
Hex Nipple	38

Hex Nut	38
Manifold Adapter	38
Swivel	38
Washer	38
Gas	
Components	
Bridge Rectifiers	85
Key Switches	84
Low Oil Level Switches	84
Muffler Deflectors	85
Mufflers	85
Oil Drains	85
Oil Filters	85
Oil Sending Units	85
Solenoids	85
Starters	85
Wiring Harnesses	85
Engines	84
Gas Burners	
Components	
Burner Jets	90
Burner Plugs	90
Spark Electrodes	90
Spark Lighters	90
LP Burners	90
NG Burners	90
Gas Monometer	55
Gas Valves	
Robert Shaw	54
White Rogers	54
Gauges	55
Pressure	55
General	
Components	
Cap Plugs	75
Crankcase Bearings	74
Crankcases	75
Dipsticks	74
Gear Reducers	75
Keys	75
Manifolds	75
Oil Level	75
Oil Seals	75
O-Rings	74
Pistons	75
Rings	75
Screws & Bolts	75
Shims	75
Valve Caps	75
Washers	75
Kits	
Cap Plug	73
Head Ring	74
Hot Cup	74
Intermediate Ring	74
Oil Seal	74
Packing	74
Packing Retainer	74
Piston Bolt	74
Valve	73
Oil	73
Pumps	73
Rails	74
Service Tools	75
Generators	50
GFCI Cordsets	48
Giant	
Components	
Bearing Covers	81
Bearing Cover Screws	82
Case Seals	81
Check Valves	82
Crankcase Covers	82
Crankshaft Bearings	82
Head Bolts	81
Hot Cup Packings	82
Oil Drain Plugs	82
Oil Fill Plugs	82
Oil Scrapers	81
Oil Seals	82
O-Rings	81
Plungers	81
Plunger Bolts	82
Plunger Bolt Washers	82
Pressure Rings	82
Radial Shaft Seals	81
Sight Glass	82

Support Rings	82
Valve Plugs	81
V-Sleeves	82
Weep Rings	81
Kits	
Oil Seal	81
Plunger Packing	81
Valve	81
Pumps	81
Gun & Lance Assemblies	58
H	
Handle Grips	58
Hangers/Clamps	
Clamps	46
Hangers	46
HE Components	
Exchange Kits	94
Heat Exchangers	95
Heat Chamber Assemblies	
Heat Chambers	
Complete	94
Partial	94
High Limit Temp. Controls	50
Hole Plugs	
Black Plastic	48
Plated	48
Hose Barb Orifices	93
Hose Barbs	
90° Elbow Brass	39
90° Elbow Dapco	39
Connector Dapco	39
Grommet Dapco	39
Hex 90° Elbow Nylon	39
Hex 90° Elbow Poly	39
Hex Brass	39
Hex Connector Nylon	39
Hex Connector Poly	39
Hex Nylon	39
Hex Push On	39
Hoses	
1/2" Hose Assemblies	92
1/2" JIC Hoses	91
1/2" Jump Hoses	91
3/8" Hose Assemblies	91
3/8" JIC Hoses	91
3/8" Jump Hoses	90-91
Garden Hoses	92
LP Hose Assemblies	92
Hour Meters	49
I	
Indicator Lights	
Push On Terminals	49
Injectors	58
Inline Filters	57
Inner Tubes	92
Insulation	
Bottom Wraps	99
Burner Blankets	98
Burner Rings	98
Insulation Bands	99
Insulation Buckets	99
Kits	98
Stack Rings	98
Top Wraps	98
Wrapper Blankets	99
J	
J-Bolts	43
K	
Kits	
Brakes	97
Dosmatics	97
Drip Pans	97
Electronic Ignitions	97
Fuel Filters	97
Fuel Pumps	98
Gun Assemblies	97
Hose Hangers	96
Lights	96
Micro Switches	97
Mouse Guards	98
Quick Coupler Sets	97
Relay Assemblies	96

Index Cont.

RV Lighters	96
Solenoid Conversions	97
Stop/Start Switches	96
Temp. Control Assemblies	96
Turbulent Foamers	97
Unloaders	97
Vac Switches	97
Van Hoods	97
Voltage Suppressor Assemblies	96
Wash Jet Sets	97
Water Inlet Shut-Offs	97
Knobs	44

L	
Lances	57
Latches	44
Leg Extension Kits	95
Literature	106

M	
Machine Stands	95
Manifold Blocks	93
Manifold Pump Inlets	93
Mixing Valves	53
Mounts	
Motor	44
Rubber Bumper	44
Sandwich	44
Shock	44

N	
Nipples	
Black	37
Brass	37
Brass Heavy Duty	37
Bronze	37
Heavy Duty Galvanized	38
Hex Nylon	37
Hex Reducing	38
King Black	38
Orifice	38
Schedule 80	38
Stainless Steel	38
Zinc	37
Nozzle Holders	57
Nozzle Kits	57
Nuts	
Acorn	43
Flanged Serrated	43
Hex	43
Keps Stainless Steel	43
Klik Rivet	43
Klik Rivet HEX	43
Locknut	43
Nylon Locknut	43
Well Rubber	43

O	
Oil Burner	
Components	
Burner Solenoids	89
Bypass Plugs	88
Cover Gaskets	89
Fuel Pumps	88
Solenoid Modules	89
Solenoid Harnesses	89
Nozzles	89
Delavan Protec Valves	89
Nozzle Changers	89
Oil Primary Controls	51
O-Rings	45
Overloads	48

P	
Parts Washer	
Components	59, 84
Debris Filters	102
Draft Inducers	101
Drive Assemblies	102
Drive Motors	101
Drop-In Filters	102
Filter Covers	101
Float Valves	102
Fresh Water Fill Kits	102
Inlet Screen Filters	101
Magnetic Door Switches	102
Motors	84

Oil Skimmer Motors	102
Oil Skimmer Scrapers	101
Oil Skimmer Shaft Seal Kits	102
Oil Skimmer Shafts	102
Oil Skimmer Wheels	102
Parts Baskets	101
Pre-Soak Baskets	101
Side Tank Covers	102
Transmission Trees	102
Turntable Baskets	101
Turntable Motor Mounts	102
Turntable Shafts	102

Pilots	
Electronic Ignition	53
Millivolt	53
Relighter	53
Standing	53
Pins	
Clevis	44
Cotter	44
Hair	44

Pipe Caps	
Black	37
Hex Black	37
Hex Plated	37
Plastic Bushings	45
Plug Adapters	48
Plugs	

Allen Head	
Brass	36
Plated	36
Hex Head	
Nylon	36
Male	48
Receptacle	48
Square Head	
Black	36
Brass	36
Galvanized	36
Poly	36
Power Distribution/Terminal Blocks	46
Pressure Controls	51
Pressure Regulating Valves	52
Pressure Switches	51
Propane Regulators	53
Pulley Bushings	60
Push Caps	45

Q	
Quick Coupler Kits	41
Quick Couplers	
90° Nipple (Plug) Poly	41
Back Up Ring Parker	40
Hex Nipple (Plug)	40
Hex Nipple (Plug) Brass	40
Hex Nipple (Plug) Heavy Duty	40
Hex Nipple (Plug) Hydraulic	41
Hex Nipple (Plug) Parker	40
Hex Nipple (Plug) Poly	41
Hex Nipple (Plug) Stainless Steel	40
Hex Sockets	40
Hex Sockets Parker	40
Hex Sockets Stainless Steel	40
O-Ring	40
O-Ring Parker	40
Push Lock Coupler	41
Sockets Heavy Duty	40
Sockets Hydraulic	41
Sockets Poly	41

R	
Reel Parts	
A Frames	108
Axle Bearings	108
Axles	108
Bearings	108
Carriage Bolts	108
Flat Surface Mounts	109
Handle Assemblies	108
Hex Bushings	108
Hose Assemblies	108
Hose Guards	109
Lock Pin Brackets	108
Lock Pins	108
Mount Brackets	109
Roll Pins	108
Shaft Collars	108

Springs	108
Super Swivel Repair Kits	108
Super Swivels	108
Support Arms	108, 109
Vinyl Tubing	108
Wing Nuts	108

Relays	
Sockets	50
Spring Retainers	50

Relief Valves	52
Remote Boxes	98
Rotary Nozzles	

Rotomax (Nozzles)	57
Rotomax (Parts)	57
Rubber Grommets	48

S	
Scot	
Components	83
Kits	83
Pumps	82-83

Screws	
Allen Socket Heads	42
Clutch Bolt Kits	42
Fastner, Captive	42
Hex Head Caps	42
Hex Washer Head Caps	42
Machine	42
Pan Heads	42
Self-Tapping	42
Sets	42
Thread Cutting Tekes	42
TORX Head Machine	42
Service Items	103
Shipping Bags	107
Shipping Boxes	107

Side Outlet Tees	
Plated	35
Sleeves	
Handle	44
Smoke Testers/Paper	55
Snap In Plugs	45
Snap Pins	45
Soap Valves	54
Solenoid Valves	

Chemical	53
Chemical & Gas	53
Chemical & Gas Stainless Steel	53
Coils	53
Gas	53
Gasoline	53
Spinner Parts	
Adapters	109
Aluminum Decks	110
Brass Unions	109
Brass Washers	110
Brush Assemblies	110
Caster Brackets	109
Casters	109
Center Pivots	109
Deck Protector Kits	110
Decks	110
Handle Assemblies	110
Hex Bushings	110
Hose Assemblies	110
Manifolds	110
Mount Plates	109
Nuts	109
Push Caps	109
Rear Wheel Kits	109
Repair Kits	110
Skirt Kits	110
Spray Arms	109
Swivels	109
Tire/Wheel Assemblies	109
Union Mount Assemblies	110
Unions	110
Wash Guns	110
Wash Jets	109

Spray Nozzles	
Other	56-57
Soap Nozzles	57
Specialty	57
Spraying Systems	55-56
Springs	44
Stack Heads	95

Step Down Transformers	48
Strainers & Screen Filters	
Inlet	52
Strainer	52
Strainer Filter	52
Super Swivels	
Inline Swivels	38
Super Swivels	38
Switches	
Boot	47
Door Interlock	47
Hole Plugs	47
Magnetic Doors	47
Micro	47
On/Off Plates	47
Pushbuttons	47
Reset	47
Rocker	47
Rotary Cams	47
Rotary Cam Base Plate Indicators	47
Rotary Cam Knobs	47
Start/Stop	47
Toggle	47
Toggle Boot	47
Vacuum	47
T	
Tanks	
Float	93
Free Standing Leg	93
Fuel	93
Solution	93
Tees	
Black	35
Brass	35
Brass Heavy Duty	35
Bronze	35
Nylon	34
Plated Heavy Duty	35
Poly	34
Schedule 40 Galvanized	35
Temp. Controls	
Athena	51
Terminal Strips	46
Terminals	
Push-On Insulated	45
Thermal Relief Valves	52
Thermocouples	50
Thermometers	55
Thermostats	
Heat	51
Waste Water	51
Timers	49
Tire & Wheel Assemblies	92
Tools	51
Trailer	
Electric Brake Breakaways	103
Gun Holders	103
Hand Winches	103
Lights	103
Swing Back Jacks	103
Wiring Harnesses	103
Trigger Gun Kit	58
Trigger Guns	57
Tubing Plugs	45
Twist Connects	
Couplers	35
Hex Plugs	35
U	
U-Bolts	43
Undercarriage Parts	
Bushing Reducers	111
Handles	111
Hoses	111
Nipples	111
Quick Couplers	111
Rotating Arms	110
Swivels	110
Tire/Wheels	110
Wash Jets	111
Unions	
Hex Black	35
Hex Bronze	35
Hex Galvanized	35
Hex Stainless Steel	35
Unloader Valves	54

V	
V - Belts	58
V - Pulleys	59-60
Vacuum Parts	
Aluminum Rings	111
Arm Assemblies	112
Brush Weldments	112
Casters	112
Center Pivots	112
Clevis Pins	111
Dome Covers	111
Filter Bags	111
Handles	112
Hitch Pins	111
Hour Meters	111
Lights	111
Locnuts	112
Lower Decks	112
Magnetic Switches	111
Manifolds	112
Pumps	111
Relays	111
Spray Arm Assemblies	112
Strainers	111
Swivels	112
Union Mounts	112
Upper Decks	112
Vac Gauges	111
Vacuum Hoses	111
Wash Jets	112
Vacuum Switches	50
W	
Wall Mount Kits	96
Washers	
Flat	43
Lock	44
Neoprene Rubber	44
Star-Lock	44
Waste Oil	
Air Wands	100
Brass Tees	100
Capacitors	99
Check Valves	100
Circuit Boards	99
Clevis	101
Connectors	100
Crank Blocks	100
Drip Tubes	100
Fan Limit Controls	99
Fans	99
Gaskets	101
Heater Stands	100
Impeller/Gasket Kits	100
Motors	100
Nozzles	101
Oil Carts	101
Oil Transfer Pumps	100
On/Off Switches	99
Pump Rods	100
Pumps	100
Relays	99
Reset Switches	99
Roll Pins	100
Rope Insulation	101
Screens	101
Set Screws	100
Support Trays	100
Thermo discs	99
Vaporizer Pans	100
Wayne	
Burners	88
Components	
Blower Fans	88
Conversion Kits	88
Electrode Assemblies	88
Flange Gaskets	88
Oil Line Assemblies	88
Transformers	88
Wheel Bearings	92
Wheel Kits	98
Wire Nuts	45

AaLadin ACCESSORIES

Our reputation for building top notch equipment isn't limited to pressure washers...complete your

**AaLadin system
with one of
our many
accessories.**



Surface Spinners

Hose Reels

Vacuum Systems

Undercarriage Cleaners

Pressure Washer Parts & Chemicals!

*For the utmost continued performance
remember to always use superior
quality AaLadin replacement parts.*

Available from your local:

Team
AaLadin ELITE
DISTRIBUTOR
AUTHORIZED

