



**WORLDWIDE MANUFACTURER OF  
TURFGRASS MAINTENANCE PRODUCTS**

**BEDKNIVES • TINES • REELS • GRINDING WHEELZ • MOWER BLADES**

# Content:

---

About JRM.....	page 1
JRM Smooth & True Low Profile Bedknives.....	page 2
New Sellers & Coming Soon.....	page 3
Best Sellers.....	page 4
Reel Slick.....	page 5
JRM INFINITY® DURANIUM-24 Reels.....	page 6
Toro® Reels.....	page 7
Toro® Reels.....	page 8
John Deere®/Jacobsen® Reels.....	page 9
Bedknife Slick.....	page 10
Bedknife Info.....	page 11
Toro® Greensmower Bedknives.....	page 12
Toro® Fairway Bedknives.....	page 13
Jacobsen® Bedknives.....	page 14
John Deere® Bedknives.....	page 15
Testimonials.....	page 16
Quality Parts Meet Quality Care.....	page 17
Reel Sharp Lapping Compound.....	page 18
Vulcan Grinding Wheelz/Deburring Stone.....	page 19
Golfco International Rollers.....	page 20
Oregon.....	page 21
Mower Blades.....	pages 22-23
Terms to Know.....	page 24
Tine Measurement.....	page 25
Aerifier Info Page.....	page 26
Tine Line Up.....	page 27
Get To Know Your Tines.....	page 28
JRM INFINITY® Tines.....	page 29
IMPERIAL TIP® Tines.....	page 31
3/8" Mount Quad Tines.....	pages 32-33
1/2" & 7/8" Mount Quad, Coring & Economy Tines.....	page 34
3/4" Mount Conventional Coring Tines.....	page 35
Conventional Solid Tines.....	page 36
Venting Tines.....	page 37
BAYONET™, Crosstines®, & SuperCross™ Tines.....	page 38
Greenbay Tines & Closed Spoon Tines.....	page 39
Fairway Side-Eject Tines.....	page 40
Deep Tines Info.....	page 41
VERTI-DRAIN® Deep Tines.....	page 42
Soil Reliever® Deep Tines/Replacement Tubes.....	page 43
Wiedenmann® Deep Tines.....	page 44
Solid Deep Tines.....	page 45
Mounting Block & Rake Prongs.....	page 46
Vertical-Cutting Blades.....	pages 47-49
Shipping and Contact Information.....	page 50
Warranty Info and Return Procedures.....	page 51
Timing Problems.....	page 52
JRM Inc. Authorized Distributors.....	Inside Back Cover



JRM, Inc. was founded by James R. Merritt, a former golf course superintendent who grew frustrated with the poor craftsmanship of aeration tines and bedknives. In the early 90s, aerating a golf course required replacing tines 5-6 times. Jim approached Toro® to develop a tine that could last an entire aeration, but they said it couldn't be done. Determined to find a solution, Jim began making tines in his garage, and in 1997, he introduced JRM's DILLENNIUM® carbide tip tines. These tines could aerate 18 greens—including practice areas—on a single set, revolutionizing the turfgrass maintenance industry. Today, with over 30 years of innovation, JRM is known for producing the highest-quality products trusted by superintendents worldwide.

## Products:

### DURANIUM-801® Greensmower and Fairway Bedknives

The most durable bedknives in the market, manufactured entirely by JRM to ensure quality and precision. JRM has perfected several proprietary processes to create bedknives which hold a sharp edge longer, even in challenging soil and turf conditions, such as those with heavy sand top-dressing.

### INFINITY® DURANIUM-24 Reels

JRM's fairway and greensmower reels are designed to maintain a sharp edge while being tough enough to handle impacts. The improved heat-treat process increases durability, setting JRM's reels apart in the industry.

### INFINITY® Tines

Made from JRM's patented steel, INFINITY® tines are heat-treated to be up to 40% harder than standard steel tines. These tines deliver consistent performance, guaranteeing the same diameter and hole length from the first green to the 18th. Many users can aerate over 36 greens plus tee boxes with just one set.

### INFINITY® Emperor Tines™

Engineered to remove the smallest cores with minimal disruption to gameplay, Emperor Tines™ effectively remove the top layer of thatch and improve water filtration on golf greens. When used correctly, a single set can aerate 36 to 48 greens, offering incredible durability and efficiency.

### JRM Deburring Stone

JRM DURANIUM-801® bedknives are renowned for being ready to cut right out of the box. After aligning the bedknives to the bed bar, the JRM deburring stone comes into play. By coating the bed bar with WD-40® and hand-stoning the surface for about 30 seconds, you can remove high spots and dings, ensuring the flattest surface. This minimizes the need for grinding, extending the life of the bedknife.

### JRM Vulcan Grinding Wheelz

The Vulcan Grinding Wheelz is compatible with all Foley®, Peerless® and Bernhard Anglemaster® bedknife grinders. Made from Cubic Boron Nitride (CBN), the second hardest abrasive next to diamond, these wheels are ideal for grinding harder steels like bedknives. CBN wheels provide a cooler grind, reducing the risk of thermal damage. The Vulcan Wheel can cut a Maintenance Tech's time grinding by half compared to standard Aluminum Oxide wheels.

Authorized distributor of:



James. R Merritt  
JRM, Inc. President/CEO

With God's help we can accomplish great things;  
without OUR help, HE will do nothing.





# **JRM'S SMOOTH & TRUE LOW PROFILE DURANIUM-801® BEDKNIFE**



**JRM'S NEWEST CREATION PROVIDES UNMATCHED LOW-CUT PERFORMANCE WITH SUPERIOR AFTER-CUT APPEARANCE.**

- Made to fit standard 22" bed bars for Toro®, Jacobsen® and John Deere® greensmowers
- Designed the same as JRM's top selling "Ultra-Cut" max drag clearance bedknife
- Perfectly suited for warmer season grasses like Paspalum and Bermuda
- The Smooth and True bedknife allows for extremely low mowing performance approaching .080"
- JRM manufactures all bedknives at its Winston-Salem, NC facility to control quality, performance and consistency



INNOVATIVE TURF TECHNOLOGY

2

**CHECK OUT THE ALL NEW**

**[WWW.JRMONLINE.COM](http://WWW.JRMONLINE.COM)**

8491 N NC HWY 150, CLEMMONS, NC 27012  
TOLL-FREE (888) 576-7007 INTERNATIONAL 336-354-1243  
[SALES@JRMONLINE.COM](mailto:SALES@JRMONLINE.COM)



# New Sellers & Coming Soon

## New Reels

Part Number	OEM Part Number	Reel Diam.	Length	Blades	Fits	Availability
5RTG082100	127-2200, 130-0120, 137-8511	5"	22"	8	Toro® Flex/e-Flex 1021, e-021, 2100, 2120, Greensmaster 3000, 3100, 3200, 3300, 3400 series DPA Cutting Units (2012 & newer)	Available
Cutting unit model numbers: 04832, 04251, 04833, 04290, 04252, 04834, 04292, 04613, 04618, 04651, 04652, 04614, 04619, 04653, 04654, 04615, 04624, 04655, 04656						
5RTF115210FS	127-2066, 133-8203, 137-8417, 137-8423	5"	22"	14	Toro® 5210D, 5410D DPA Cutting units (red side plates)	Available
Cutting unit model numbers: 03661, 03694, 03695						
5RTF113555FS	131-3204, 132-7112, 137-8413, 137-8427, 137-8429	5"	22"	11	Toro® 3550 (rear only), 3555, 5010-H, 5410 low-drag DPA cutting units (Aluminum side plates)	Feb 2025
Cutting unit model numbers: 03913, 03482, 03634, 03487, 03621, 03483, 03635, 03488, 03623, 03489, 03624						
5RTF113575FS	131-6801, 137-8447	7"	22"	11	Toro® 3575, 5010-H, 5510, 5610 low-drag DPA cutting units (Aluminum side plates)	Available
Cutting unit model numbers: 03638, 03639, 03641, 03643						
5RTF145610FS	JRM EXCLUSIVE	7"	22"	14	Toro® 5510D, 5610D, 6500D, 6700D DPA Cutting units	Feb 2025
Cutting unit model numbers: 03681, 03863, 03696, 03698, 03864, 03682, 03697, 03699, 03693						

## New Bedknives

Part No.	JRM Description	Cutting-edge height	JRM Recommended Grind Angles Top Face/Front Face	Holes	Length	Mower	Availability
4BT250119	Smooth and True low-profile bedknife	.080" & above	5 & 15°	13	21.25"	Toro® GM 1000, 1010, 2000, Flex 21/e-flex 2100/2120, 1021, 3000, 3100, 3200, 3300, 3400 series	FEB 2025
4BJ250119	Smooth and True low-profile bedknife	.080" & above	5 & 90°	13	21.25"	Eclipse122/122F, GK522, PGM22, E-Walk, Eclipse 322, GP400, G-Plex III, GK IV, V, VI, TC22	Available
4BD250119	Smooth and True low-profile bedknife	.080" & above	8 & 90°	13	21.25"	JD220A/B/C/SL 22" QA5, JD2443, JD2500, JD2700, JD2750 E-Cut	Available



4BJ250119



4BJ250119

## JRM Mower Blades

Part No.	JRM Description	Length	Arbor	Availability
9TMB4300M	Mulching blade for Toro® 4300	22"	1/2"	March 2025
9TMB4500S	Standard blade for Toro® 3500D, 4500D, 4700D	26.75"	1/2"	March 2025
9TMB4500M	Mulching blade for Toro® 3500D, 4500D, 4700D	26.75"	1/2"	March 2025

## Soil Probes

Part No.	JRM Description	ID	OD	Availability
7PROBEG	18" Soil Probe for Greens	.500"	.625"	March 2025
7PROBEF	21" Soil Probe for Fairways and surrounds	.625"	1"	March 2025

## Free Spinning Blades

Part No.	JRM Description	Availability
9WESBS	Wessex® free spinning blade, straight	March 2025
9WESBM	Wessex® free spinning blade, mulching	March 2025
9WESBOLT	Wessex® free spinning blade, bolt	March 2025

## Toro® Reels Kickstand

Part No.	JRM Description	Availability
5TSTAND	Kickstand for Toro® reels	March 2025





**1S202580**



**1QT256583**



**1S157180**



**1RS875105**



**1RG875502**



**1QT250103**



**1QT250583**



**1QT375511**



**1QT500503**



**1QT506583**



**1QT625104**




**1QT625585**



**1FS625103**



**1DT812503**



**1DT750107**



**3DT100104**



**1WT375101**



**2WT750107**



**4BJ248201**



**4BD250103**



**Reel-Sharp 120**



**Reel-Sharp 80**



**Socket Driver Tool**



**Vulcan Grinding Wheelz**

**2T312101**



**2T125184**



**2T250107**



**2D375186**



**2X500108**



**2T500184**



**2B750123**



**1ES750101**



**1N750102**



**1DS500105**



**1DS500505**



**1DS625105**



**1DS625505**



**1TS625106**



**1TS625506**



**5RTG142100**





# *Created With*

*Strengthened Welds & Blade Profile*  
*Pre-ground Relief*



*Balanced at the Highest Standard*  
*Made With DURANIUM-24 Steel*

# *& You In Mind*

"I have 4 John Deere® 7700 fairway mowers. Last year, I rebuilt all 20 of the cutting units with JRM reels and bearing kits. The quality of the JRM products is second to none. The JRM reels and knives retain their edge well. This winter, I plan on rebuilding the cutting units on 3 John Deere® triplex greensmowers and 11 John Deere® walking greensmowers."

- Ray Jaramillo, Equipment Manager at Diablo County Club in Diablo Ca.



# JRM INFINITY® DURANIUM-24 Reels



## Ordering a JRM Reel:

- **Toro®**--Very important to verify the 5-digit cutting unit model number that is stamped on all Toro® cutting units. You can cross reference the cutting unit model numbers on Page 7 of the 2025 JRM parts catalog.
- **John Deere®**--All JRM reels are made for the Quick Adjust (QA5 and QA7) cutting units. Most John Deere® cutting units come with the "QA" units no matter the age of the mower. The Quick Adjust reels are designed to easily adjust the bedknife to reel contact on each cutting unit.
- **Jacobsen®**--Simply verify the OEM part number to select the correct reel. Currently, JRM only carries 22" reels for Jacobsen®. We are researching 18" and 26" options for Jacobsen®.

## What makes a JRM INFINITY® DURANIUM-24 reel stand out from the competition:

- JRM reel blades are made with a unique non-standard high-carbon, high-alloy steel that is designed to maintain a sharp edge longer than the competition.
- JRM reels are balanced to tighter tolerances than OEM.
- Welds are strengthened for longer reel life.

## New additions for 2025

- **5RTF113575FS**—Toro® 7" Fairway reel. Fits the Toro® 3575, 5010-H, 5510/5610 low drag DPA cutting units (Aluminum side plates)
- **5RTF082100**— Toro® Reel designed for operation on tee boxes, aprons, surrounds and fringes. Fits: Flex/e-Flex 2100/2120, 3000, 3100, 3200, 3300, 3400 series low-drag DPA cutting units.
- **5RTF115210FS**— Toro® 5" Fairway reel. JRM's 11-blade reel complementary to the 8-blade 5RTF085210. Fits Toro® 5210 and 5410 DPA units (red side plates)
- **5RTF113555FS**—Toro® 5" Fairway reel. Fits Toro® 3550 (rear only), 3555, 5010-H, 5410 low-drag DPA cutting units (Aluminum side plates)
- **5RTF145610FS**— Toro® 7" Fairway reel unique to JRM. Designed for the highest possible frequency of cut for warmer season grasses to maintain low heights of cut. Fits: Toro® 5510, 5610, 6500, 6700 DPA units (Red side plates)



5RTG112100



Toro® Bearing Kit	
5RT1BK	Fits 5RTG112100, 5RTG142100



Toro® Bearing Kit	
5RT2BK	Fits 5RTF085210, 5RTF115610, 5RTF085510, 5RTF115210, 5RTF145610

Toro® Bearing Kit	
5RT3BK	Fits 5RTG111000




Toro® Bearing Kit	
5RT4BK	Fits 5RTG113250

Toro® Bearing Kit	
5RT5BK	Fits 5200, 5300, 5400, 4-Bolt Cutting Units



John Deere® Bearing Kit	
5RJD1BK	Fits 5RDG11QA5, 5RDG14QA5, 5RDF078500

John Deere® Bearing Kit	
5RJD2BK	Fits 5RDF08QA7, 5RDF108700



Jacobsen® Bearing Kit	
5RJAC1BK	Fits 5RJG15322, 5RJG11322, 5RJG11GK4, 5RJF073400L, 5RJF073400R

## Toro® Spline Couplings and Spline Driver Tools for Fairway Reels

Part #	Description	OEM #	Machines
5RTF8SPMD	Toro® 8-spline male adapter tool	TOR 4112	Toro® 5210 and 5410 DPA Cutting Units
5RTF8SPCL	Toro® 8-spline left-hand coupler	105-8076	Toro® 5210 and 5410 DPA Cutting Units
5RTF8SPCR	Toro® 8-spline right-hand coupler	105-8075	Toro® 5210 and 5410 DPA Cutting Units
5RTF9SPMD	Toro® 9-spline male adapter tool	TOR 4074	Toro® 5510, 5610, 6500, 6700 DPA Cutting Units
5RTF9SPCL	Toro® 9-spline left-hand coupler	107-3276	Toro® 5510, 5610, 6500, 6700 DPA Cutting Units
5RTF9SPCR	Toro® 9-spline right-hand coupler	107-3275	Toro® 5510, 5610, 6500, 6700 DPA Cutting Units
5RTF9SPLCL (Gold)	Toro® 9-spline left-hand coupler for brush kits	127-7111	Toro® 5510, 5610, 6500, 6700 DPA Cutting Units
5RTF9SPLCR (Gold)	Toro® 9-spline right-hand coupler for brush kits	127-7109	Toro® 5510, 5610, 6500, 6700 DPA Cutting Units
5RTF-9SPL-GC-L	Toro® 9-spline left-handed extended grooming kit coupler	108-4238	Toro® 5510, 5610, 6500, 6700 DPA Cutting Units
5RTF-9SPL-GC-R	Toro® 9-spline right-handed extended grooming kit coupler	108-4237	Toro® 5510, 5610, 6500, 6700 DPA Cutting Units

# Toro® INFINITY® DURANIUM-24 Reels



5RTG112100

## Toro® INFINITY® DURANIUM-24 Greensmower Reels

Part Number	OEM Part Number	Reel Diam.	Length	Blades	Fits
5RTG112100	119-4104/127-2201/137-8512	5"	21"	11	Toro® Flex/e-Flex 1021, e-021, 2100, 2120, Greensmaster 3000, 3100, 3200, 3300, 3400 Series DPA Cutting Units (2012 & newer)
Cutting unit model numbers: 04832, 04251, 04833, 04290, 04252, 04834, 04292, 04613, 04618, 04651, 04652, 04614, 04619, 04653, 04654, 04615, 04624, 04655, 04656					
5RTG142100	119-4105/127-2202/137-8513	5"	21"	14	Toro® Flex/e-Flex 1021, e-021, 2100, 2120, Greensmaster 3000, 3100, 3200, 3300, 3400 Series DPA Cutting Units (2012 & newer)
Cutting unit model numbers: 04832, 04251, 04833, 04290, 04252, 04834, 04292, 04613, 04618, 04651, 04652, 04614, 04619, 04653, 04654, 04615, 04624, 04655, 04656					
5RTG113250	105-5792/127-2194,137-8496	5"	21"	11	Toro® Greensmaster 3000, 3100, 3200 series DPA cutting units (2011 & older)
Cutting unit model numbers: 04610, 04611, 04616 (Reel will not fit 300, 400 or 500 series cutting units 2011 & older)					
5RTG111000	93-6097/127-2182/132-7313	5"	21"	11	Toro® 1000, 1010, 2000 Integral Cutting Units
Cutting unit model numbers: 04055, 04034, 04036, 04052, 04038					

## Toro® INFINITY® DURANIUM-24 Tee Boxes, Aprons, Surrounds and Fringes Reel

Part Number	OEM Part Number	Reel Diam.	Length	Blades	Fits
<b>NEW</b> 5RTF082100	127-2200, 130-0120, 137-8511	5"	21"	8	Toro® Flex/e-Flex 1021, e-021, 2100, 2120, Greensmaster 3000, 3100, 3200, 3300, 3400 Series DPA Cutting Units (2012 & newer)
Cutting unit model numbers: 04832, 04251, 04833, 04290, 04252, 04834, 04292, 04613, 04618, 04651, 04652, 04614, 04619, 04653, 04654, 04615, 04624, 04655, 04656					

## Toro® INFINITY® DURANIUM-24 Fairway Reels

Part Number	Style	OEM Part Number	Reel Diam.	Length	Blades	Fits
5RTF085210FS	Forward-swept	108-9071/127-2065/137-8416, 137-8422	5"	22"	8	Toro® 5210D, 5410D DPA Cutting units (red side plates)
Cutting unit model numbers: 03661, 03694, 03695						
<b>NEW</b> 5RTF115210FS	Forward-swept	127-2066, 133-8203, 137-8417, 137-8423	5"	22"	11	Toro® 5210D, 5410D DPA Cutting units (red side plates)
Cutting unit model numbers: 03661, 03694, 03695						
<b>NEW</b> 5RTF113555FS	Forward-swept	105-5792/127-2194,137-8496	5"	22"	11	Toro® 3550 (rear only), 3555, 5010-H, 5410 low-drag DPA cutting units (Aluminum side plates)
Cutting unit model numbers: 03913, 03482, 03634, 03487, 03621, 03483, 03635, 03488, 03623, 03489, 03624						
<b>NEW</b> 5RTF113575FS	Forward-swept	131-6801, 137-8447	7"	22"	11	Toro® 3575, 5010-H, 5510, 5610 low-drag DPA cutting units (Aluminum side plates)
Cutting unit model numbers: 03638, 03639, 03641, 03643						
5RTF085510	Radial	108-9073/127-2084/137-8432, 137-8438	7"	22"	8	Toro® 5510D, 5610D, 6500D, 6700D DPA Cutting units
Cutting unit model numbers: 03681, 03863, 03696, 03698, 03864, 03682, 03697, 03699, 03693						
5RTF115610	Radial	108-9074/127-2085/137-8433, 137-8439	7"	22"	11	Toro® 5510D, 5610D, 6500D, 6700D DPA Cutting units
Cutting unit model numbers: 03681, 03863, 03696, 03698, 03864, 03682, 03697, 03699, 03693						
<b>NEW</b> 5RTF145610FS	Forward-swept	JRM EXCLUSIVE	7"	22"	14	Toro® 5510D, 5610D, 6500D, 6700D DPA Cutting units
Cutting unit model numbers: 03681, 03863, 03696, 03698, 03864, 03682, 03697, 03699, 03693						

\* Reel blade relief grind angle for all reels: 30° +/- 10°

\* Relief grinding required when land width is greater than .100" (2.5 mm)

\* Maximum allowed taper on all reels is .010" (.2 mm)


*At first, I was kind of nervous to try the [INFINITY® DURANIUM-24] JRM reels, but once I did I have had no regrets. The JRM reels are more durable and can take a beating compared to other after-market or OEM reels. I love the quality of cut, and the blades stay sharper longer and more consistent in comparison to other reels, which gives me more time to focus on my other equipment.*

-Oscar Velasco, Equipment Manager at Orinda Country Club in Orinda, California

**ON ALL RETURNS, REELS MUST BE RETURNED IN ORIGINAL BOX.**



# John Deere® & Jacobsen® INFINITY® Duranium-24 Reels



5RDG11QA5



5RDG11QA5

## John Deere® INFINITY® DURANIUM-24 Reels

Part Number	OEM Part Number	Reel Diam.	Length	Blades	Fits
5RDG11QA5	TCA19351	5"	22"	11	John Deere® 2500 B/E, 7500/A, 7500 E-cut, 8500, 2700, 2700 E-cut, 2550 E-cut, 2750 E-cut, 6500A, 6500A E-cut
5RDG14QA5	TCA23621	5"	22"	14	John Deere® 2500 B/E, 7500/A, 7500 E-cut, 8500, 2700 E-cut, 2550 E-cut, 2750 E-cut, 6500A, 6500A E-cut
5RDF078500	TCA19350	5"	22"	7	John Deere® 2500 B/E, 7500/A, 7500 E-cut, 8500, 8500 E-cut, 220 E-cut, 2700, 2700 E-cut, 2550 E-cut, 2750 E-cut, 6500A, 6500A E-cut
5RDF08QA7	TCA19353	7"	22"	8	John Deere® 6700A, 7700, 7700A, 8700, 8700A
5RDF108700	TCA19354	7"	22"	10	John Deere® 6700A, 7700, 7700A, 8700, 8700A



5RJG15322



5RJF073400R

## Jacobsen® INFINITY® DURANIUM-24 Reels

Part Number	OEM Part Number	Reel Diam.	Length	Blades	Fits
5RJG15322	4225505	5"	22"	15	Jacobsen® Eclipse 122, Eclipse 122F, E-Plex, E-Plex II, GP400, GK IV/IV+ (left), G-Plex III, , Eclipse 322
5RJG11322	5001101, 5000028, 506636	5"	22"	11	Jacobsen® Eclipse 122, Eclipse 122F, E-Plex, E-Plex II, GP400, GK IV/IV+ (left), G-Plex III, , Eclipse 322
5RJG11GK4	5001102, 5000029, 506635	5"	22"	11	Jacobsen® E-Plex, E-Plex II, GK IV, GK IV Plus, GK V, GK VI
5RJF073400R	5003054, 5003064, 5001096, 503320	5"	22"	7	Jacobsen® GK IV, GK IV Plus, GK V, GK VI, LF 100, LF 123, LF 128, LF 135, LF 3400, LF 3407, LF 3800, LF 4675, LF 510, LF 550, LF 550 T4F, LF550H T4F, LF 557
5RJF073400L	5003053, 5001095, 503319	5"	22"	7	Jacobsen® E-Plex, E-Plex II, GP 400, GK IV, GK IV Plus, G-Plex III, Eclipse 322, LF 100, LF 123, LF 128, LF-135, LF 3400, LF 3407, LF3800, LF 4675, LF 510, LF 550, LF 550 T4F, LF 557

**The Jacobsen® GK IV, GK 4 Plus mowers take (2) 5RJG11GK4, and (1) 5RJG11322. The Jacobsen® LF 3400, LF 4675, LF 510, LF 557, LF 550, LF 550H, LF 550H T4F take (3) 5RJF073400L (RF, C, RR) and (2) 5RJF073400R (LF, LR).**

*"High quality reel. I would recommend them to other customers."*

Jim Tarleton, KT Reel Grinding & Cheraw State Park GC, Cheraw, SC.

*"JRM REELS are great quality and even better performance. They hold an edge better and longer than the OEM and I would recommend JRM's for your next replacement reel."*

- Isaac Keziah, Eagle Chase GC, Marshville, NC.

**ON ALL RETURNS, REELS MUST BE RETURNED IN ORIGINAL BOX.**

**www.jrmonline.com • sales@jrmonline.com • Toll Free (888) 576-7007 • International 336-354-1243**




# DURANIUM-801® STRONG

## JRM DURANIUM-801® Greensmower, High-cut and Fairway Bedknives

- DURANIUM-801® bedknives are the most durable bedknife on the market.
- JRM bedknives are designed to hold an edge longer, cut paper longer and grind less.
- DURANIUM-801® steel is perfectly suited to the different golf course grasses and holds an edge longer in all conditions, including top-dressing.
- Consistency: All JRM bedknives are QC inspected within a .004" margin creating straightness from edge to edge to minimize any pre-grinding set up.
- DURANIUM-801® bedknives are ready to cut grass out of the box at the grind angles listed in the catalog.
- Highest carbon content on the market.
- High manganese content and high boron for bonding.

## Coining! A Patented Process

- Flatter Knife
- Truer to bedbar
- Less reel wear
- Less "pre-use" preparation
- Doesn't interfere with molecular realignment for added strength
- Compresses metal, instead of cutting metal away, creating a stronger bedknife





# JRM DURANIUM-801® Bedknife Info

## Steps to tighten a JRM bedknife

**Step 1:** Using a torque wrench and bedknife socket driver tool, tighten the two outermost screws to 10 in-lbs (1 N-m)

**Step 2:** Working from the center of the bedknife towards each end, tighten the screws according to your mower's recommended tolerance below in an alternating (side to side) sequence (see diagram).

Anti-Seize Lubricant is recommended to be put on the screw threads before installation.


## Recommended factory tolerances

**Toro®**– 200 to 250 inch-lbs. (22.6-28.3 N-m)

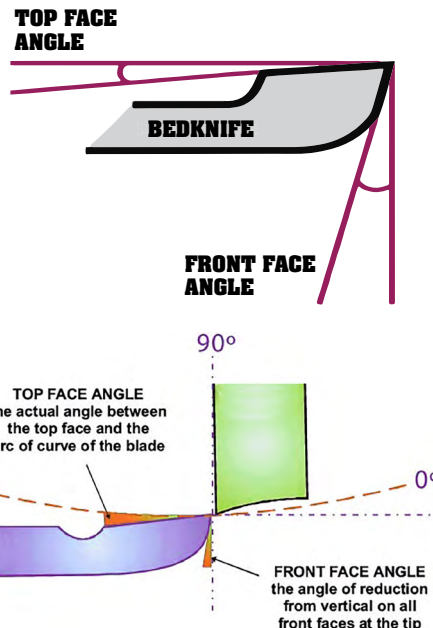
**Jacobsen®** – 90 to 120 inch-lbs. (10.2-13.5 N-m)

**John Deere®** – 62 inch-lbs. (7 N-m)

N-m = Newton Metre



**2nd - 200 to 250 in-lb (23 to 28 N-m)**



## Bedknife Grind Angles

The top-face and front-face angles listed in the book for DURANIUM-801® bedknives are present on the bedknives out of the box. The bedknives will cut at those specs, but maintenance technicians can adjust those angles according to their preferences and needs without losing life on the bedknife.

The top-face angle combines with the front-face angle to create the actual cut point, and it provides clearance for the clippings to eject after a blade of grass has been cut. The top-face angle can also be used to adjust your bedknife to reel contact. The front-face angle is important for allowing the reel to present the grass to the bedknife to be cut.

## Hector Velazquez

*"I've been using JRM Bedknives for over 18+ yrs. I used to be a stickler for OEMs when it came to cutting units with the exception of these bedknives. Definitely would recommend!"*



## Mechanics Notes

*"I had known of JRM products for years but was a skeptic of the advertised quality. But, I ordered bedknives and was pleasantly surprised by the quality and the precision workmanship. Now I have grown to trust them! JRM bedknives are sharp enough to be put on without a grind and [JRM INFINITY®] needle tines can last at least 54 holes in tough soil."*

- Brian Thompson at White Oak GC in Newnan, GA

*"I started using JRM Bedknives on our fairway mowers over three years ago and have noticed a vast improvement in durability of the knives. We now get 2 times the lifespan out of JRM versus the OEM parts."*

- Woody Pike at Oak Hollow GC in High Point, NC

*"In my career of trying to achieve precision managed surfaces, I've always been able to rely on JRM products. From their bedknives to their tines, they are the benchmark on quality!"*

- Bryan Grady, Superintendent Ewa Beach CC in Hawaii

# Toro® Greensmower Bedknives

## Selecting your DURANIUM-801® bedknife

A standard bedknife is recommended for courses with no scalping, bruising and/or scuffing issues. Select according to your desired cutting height. These bedknives will not cut lower than the minimum cutting-edge height listed.

- Standard low-cut .135" & above
- Tournament-cut .115" & above
- Micro-cut/Super Tournament .098" & above
- High-cut .175" & above

## Smooth and True low-profile bedknives

- Cuts as low as .080" & above.
- Designed similar to a JRM Ultra-cut bedknife for maximum drag clearance.
- Very popular on warmer season grasses like Bermuda, Paspalum.

## Elite Super-thin bedknives

- The thinnest bedknife on the market cutting as low as .050".
- Not recommended for everyday use.
- Designed for the cleanest, lowest cut for big tournaments and events.
- Zero-degree deck height minimizes the capacity to grind these bedknives.
- Many customers hand face these bedknives to keep them polished and sharp.

## Extended-cut bedknives

Designed to position the cutting-edge further dead center on the reel allowing for a less-aggressive angle to the ground minimizing the chances of bruising, dragging and scuffing.



## Ultra-cut bedknives

- JRM maximum drag clearance bedknife.
- The bottom-face angles are cut back to the screw hole.
- This helps minimize dragging on the golf course greens.
- Flexibility to cut as low as .090" with the bottom face angles shaved down. This is dependent on the condition of your cutting units, bed bar and reels.



*It is extremely important that you use JRM screws with all of our bedknives. OEM screws could affect our tolerances and overall bedknife performance.*

## Toro® DURANIUM-801® Standard Greensmower Bedknives

Part No.	JRM Description	Cutting-edge height	Grind Angles Top Face/Front Face	Holes	Length	Toro® Mower
4BT250101 (Toro® 94-6395)	Standard Low-Cut bedknife	.135" & above	5 & 15°	7	21.25"	Greensmaster 3000 Series 4-bolt cutting units
4BT250102 (Toro® 93-4264)	Standard Low-Cut bedknife	.135" & above	5 & 15°	13	21.25"	GM 1000, 1010, 2000, Flex 21/e-flex 2100/2120, 1021, 3000, 3100, 3200, 3300, 3400 series
4BT250103 (Toro® 94-6394)	Tournament bedknife	.115" & above	5 & 15°	7	21.25"	Greensmaster 3000 Series 4-bolt cutting units
4BT250104 (Toro® 93-4263/ 115-1881)	Tournament bedknife	.115" & above	5 & 15°	13	21.25"	GM 1000, 1010, 2000, Flex 21/e-flex 2100/2120, 1021, 3000, 3100, 3200, 3300, 3400 series
4BT244216 (Toro® 94-5885/117-1548)	Tournament bedknife	.115" & above	3 & 13°	16	26"	GM 1600, 1610, 2600 Integral Cutting Unit
4BT250109 JRM Exclusive	Micro-cut bedknife	.098" & above	5 & 15°	7	21.25"	Greensmaster 3000 Series 4-bolt cutting units
4BT250105 (Toro® 93-4262)	Micro-cut bedknife	.098" & above	5 & 15°	13	21.25"	GM 1000, 1010, 2000, Flex 21/e-flex 2100/2120, 1021, 3000, 3100, 3200, 3300, 3400 series
4BT250106 (Toro® 98-7261)	Micro-cut bedknife	.098" & above	5 & 15°	11	18.25"	GM 800 Integral Cutting Unit, Flex 18, eFlex1800/1820, GR 1018
4BT244218 (Toro® 112-9275)	Micro-cut bedknife	.098" & above	3 & 13°	16	26"	GM 1600, 1610, 2600 Integral Cutting Unit

## Toro® DURANIUM-801® Specialty Greensmower Bedknives

### Extended-Cut Bedknife

Part No.	JRM Description	Cutting-edge height	Grind Angles Top Face/Front Face	Holes	Length	Toro® Mower
4BT250107 (Toro® 108-4303)	Extended-cut micro-cut bedknife	.098" & above	5 & 15°	13	21.25"	GM 1000, 1010, 2000, Flex 21/e-flex 2100/2120, 1021, 3000, 3100, 3200, 3300, 3400 series
4BT250110 (Toro® 110-2300)	Extended-cut micro-cut bedknife	.098" & above	5 & 15°	11	18.25"	GM 800 Integral Cutting Unit, Flex 18, eFlex1800/1820, GR 1018

### Ultra-cut Bedknife

4BT250108 JRM Exclusive	Ultra-cut bedknife with Max. Drag Clearance/Reduced Bruising	.098" & above	5 & 15°	13	21.25"	GM 1000, 1010, 2000, Flex 21/e-flex 2100/2120, 1021, 3000, 3100, 3200, 3300, 3400 series
----------------------------	--	---------------	---------	----	--------	--

### Smooth and True Low-Profile Bedknife

(NEW) 4BT250119 JRM Exclusive	Smooth & true low-profile bedknife	.080" & above	5 & 15°	13	21.25"	GM 1000, 1010, 2000, Flex 21/e-flex 2100/2120, 1021, 3000, 3100, 3200, 3300, 3400 series
----------------------------------	------------------------------------	---------------	---------	----	--------	--

### Elite Super-thin Bedknife

4TPB18 JRM Exclusive	Elite Super-thin cut bedknife	.050" & above	0 & 90°	11	18.25"	GM800, Flex 18/1800, eFlex1800/1820
4TPB22 JRM Exclusive	Elite Super-thin cut bedknife	.050" & above	0 & 90°	13	21.25"	GM 1000, 1010, 2000, Flex 21/e-flex 2100/2120, 1021, 3000, 3100, 3200, 3300, 3400 series

www.jrmonline.com • sales@jrmonline.com • Toll Free (888) 576-7007 • International 336-354-1243



# Toro® Fairway Bedknives

## Toro® DURANIUM-801® Tee Box, Fringe, Apron & High-cut Replacement Bedknives

Part No.	JRM Description	Cutting-edge height	Grind Angles Top Face/Front Face	Holes	Length	Toro® Mower
<b>4BT250221</b> (Toro® 94-6396)	High-cut bedknife	.175" & above	5 & 15°	7	21.25"	Greensmaster 3000 Series
<b>4BT250222</b> (Toro® 94-6392)	High-cut bedknife	.175" & above	5 & 15°	13	21.25"	GM 1000, 1010, 2000, Flex 21/e-flex 2100/2120, 1021, 3000, 3100, 3200, 3300, 3400 series
<b>4BT244215</b> (Toro® 93-9015)	Low-cut bedknife	.200" & above	3 & 13°	16	26"	GM 1600, 1610, 2600 Integral Cutting Unit
<b>4BT264205</b> (Toro® 110-4084/137-6093)	Low-cut bedknife	.200" & above	5 & 6°	8	22.19	3555, 3575, 5010-H, 5210, 5410, 5510, 5610, 6500, 6700 DPA Cutting Unit
<b>4BT264209</b> (Toro® 120-1640/119-4280)	Extended-cut low-cut bedknife	.200" & above	10 & 10°	8	22.19	3550, 3555, 3575, 5010-H, 5210, 5410, 5510, 5610, 6500, 6700 DPA Cutting Unit

## Toro® DURANIUM-801® Fairway Replacement Bedknives

Part No.	JRM Description	Cutting-edge height	Grind Angles Top Face/Front Face	Holes	Length	Toro® Mower
<b>4BT238211</b> (Toro® 121-3167/137-6090)	Low-cut bedknife	.250" & above	10 & 5°	6	18"	Reelmaster 3550 Edge Series DPA Cutting Units
<b>4BT243201</b> (Toro® 93-9774)	Low-cut bedknife	.250" & above	3.83 & 30°	8	22.19"	3550, 3555, 3575, 5010-H, 5210, 5410, 5510, 5610, 6500, 6700 DPA Cutting Units
<b>4BT265204</b> (Toro® 137-6097/137-6092)	Standard-cut bedknife	.250" & above	3 & 13°	7	21.25"	5200, 5300, 5400 4-bolt cutting units
<b>4BT243210</b> (Toro® 94-8936)	Extended-cut Low-cut bedknife	.250" & above	10 & 30°	8	22.19"	3550, 3555, 3575, 5010-H, 5210, 5410, 5510, 5610, 6500, 6700 DPA Cutting Units
<b>4BT248206</b> (Toro® 63-8600)	Standard-cut bedknife	.250" & above	3 & 6°	13	21.25"	GM 1000, 1010, 2000, Flex 21/e-flex 2100/2120, 1021, 3000, 3100, 3200, 3300, 3400 series
<b>4BT244213</b> (Toro® 105-6785/104-9388/137-6095)	Low-cut bedknife	.260" & above	10 & 5°	10	27"	RM 3100/7000 Edge Series DPA Cutting Units
<b>4BT244217</b> (Toro® 104-2646)	High-cut bedknife	.280" & above	3 & 13°	16	26"	GM 1600, 1610, 2600 Integral Cutting Unit
<b>4BT264203</b> (Toro® 108-9096/137-6094)	Standard-cut bedknife	.285" & above	3.33 & 6°	8	22.19"	3550, 3555, 3575, 5010-H, 5210, 5410, 5510, 5610, 6500, 6700 DPA
<b>4BT243202</b> (Toro® 104-1810)	High-cut bedknife	.335" & above	3 & 11°	8	22.19"	RM 5500D, 6500D, 6700D SPA
<b>4BT243207</b> (Toro® 110-4074)	Heavy-Duty bedknife	.350" & above	5 & 6°	8	22.19"	3550, 3555, 3575, 5010-H, 5210, 5410, 5510, 5610, 6500, 6700 DPA Cutting Units
<b>4BT220212</b> (Toro® 104-1380/114-9390)	Heavy-Duty bedknife	.360" & above	10 & 5°	10	27"	RM 3100/7000 Edge Series DPA Cutting Units
<b>4BT248214</b> (Toro® 107-8181)	Heavy-Duty bedknife	.360" & above	3 & 13°	16	26"	GM 1600, 1610, 2600 Integral Cutting Unit



4BT243202

## Toro® Screws and Socket driver tool

Part No.	JRM Description
<b>4STB100</b>	Fairway/Greensmower bedknife screws-Bag of 100 Screw Diameter .245"; Screw Length .500"; Screw Head Diameter .450"
<b>4TGFB</b>	Socket Driver Tool for Greens and Fairway Screws

### Socket Driver Tool

4TGFB



To complement its quality line of DURANIUM-801® Greensmower and Fairway bedknives, JRM, Inc. offers a bedknife screw tool to fit our Toro®, Jacobsen® and John Deere® screws. The Socket Driver Tool is specifically designed to fit the countersink on all JRM DURANIUM-801® bedknives. The JRM bedknife screw tools feature a superior design and stronger steel than its OEM Counterparts. The tight tolerances and superior design also eliminates the need for hammering and punching the screw.

*"JRM bedknives are by far the best we've ever used. They are the truest and longest lasting bedknives on the market, which in turn saves us money and time. We run them on our greens, tees and fairways! The maximum drag clearance design has eliminated all drag issues even when we mow at low summer heights!"*

-Keith Beaudin at Country Club of Columbus in Columbus, GA

# Jacobsen® Bedknives

## Jacobsen® DURANIUM-801® Greensmower Bedknives

Part No.	JRM Description	Cutting-edge height	Grind Angles Top Face/Front Face	Holes	Length	Jacobsen® mowers
<b>4BJ250102</b> (Jacobsen® #503478)	Standard low-cut bedknife	.135" & above	8 & 90°	13	22"	Eclipse122/122F, GK522, PGM22, E-Walk, Eclipse 322, GP400, G-Plex III, GK IV, V, VI, TC22
<b>4BJ250103</b> (Jacobsen® #503479)	Tournament bedknife	.115" & above	8 & 90°	13	22"	Eclipse122/122F, GK522, PGM22, E-Walk, Eclipse 322, GP400, G-Plex III, GK IV, V, VI, TC22
<b>4BJ250104</b> (Jacobsen® #5002887)	Super Tournament bedknife	.098" & above	5 & 90°	13	22"	Eclipse122/122F, GK522, PGM22, E-Walk, Eclipse 322, GP400, G-Plex III, GK IV, V, VI, TC22
<b>4BJ250105</b> (Jacobsen® #5002888)	Super Tournament bedknife	.098" & above	5 & 90°	11	18.25"	GK518, Eclipse 118/118F
<b>4BJ250106</b> (Jacobsen® #2810984)	Super Tournament bedknife	.098" & above	5 & 90°	11	19.35"	PGM 19



4BJ250104

## Jacobsen® DURANIUM-801® Specialty Greensmower Bedknives

### Ultra-Cut Bedknives

Part No.	JRM Description	Cutting-edge height	Grind Angles Top Face/Front Face	Holes	Length	Jacobsen® mowers
<b>4BJ250109</b> (Jacobsen® #4234900)	Ultra-cut bedknife with Max. Drag Clearance	.098" & above	5 & 90°	13	22"	Eclipse 122/122F, GK522, PGM22, E-Walk, Eclipse 322, GP400, G-Plex III, GK IV, V, VI, TC22
<b>4BJ250110</b> (Jacobsen® #4234901)	Ultra-cut bedknife with Max. Drag Clearance	.098" & above	5 & 90°	11	18.25"	GK518, Eclipse 118/118F

### Smooth and True Low-Profile Bedknife

<b>(New) 4BJ250119</b> JRM Exclusive	Smooth and True low-profile bedknife	.080" & above	5 & 90°	13	22"	Eclipse122/122F, GK522, PGM22, E-Walk, Eclipse 322, GP400, G-Plex III, GK IV, V, VI, TC22
---	--------------------------------------	---------------	---------	----	-----	---

### Extended-Cut Bedknife

<b>4BJ250111</b> (Jacobsen® #5002887)	Extended-Cut Super Tournament bedknife	.098" & above	5 & 90°	13	22"	Eclipse122/122F, GK522, PGM22, E-Walk, Eclipse 322, GP400, G-Plex III, GK IV, V, VI, TC22
--	--	---------------	---------	----	-----	---

### Elite Super-Thin Bedknives

<b>4JPB18</b> JRM Exclusive	Elite Super-thin cut bedknife	.050" & above	0 & 90°	11	18.25"	GK518, Eclipse 118/118F
<b>4JPB22</b> JRM Exclusive	Elite Super-thin cut bedknife	.050" & above	0 & 90°	13	22"	Eclipse122/122F, GK522, PGM22, E-Walk, Eclipse 322, GP400, G-Plex III, GK IV, V, VI, TC22

## DURANIUM-801® Tee Box, Fringe, Apron & High-Cut Bedknives

<b>4BJ250221</b> (Jacobsen® #503477)	High-cut bedknife	.175" & above	8 & 90°	13	22"	Eclipse122/122F, GK522, PGM22, E-Walk, Eclipse 322, GP400, G-Plex III, GK IV, V, VI, TC22
<b>4BJ250222</b> (Jacobsen® #4118902)	High-cut bedknife	.175" & above	8 & 90°	11	18.25"	SLF1880, GK518, Eclipse 118

## DURANIUM-801® Fairway Bedknives

<b>4BJ248201</b> (Jacobsen® #503460)	Standard-cut fairway bedknife	.360" & above	5 & 90°	13	22"	GKV, GKVI, LF128, LF135/550/570, LF3400, LF3800, LF4675, LF4677
<b>4BJ248202</b> (Jacobsen® #503479)	Low-cut fairway bedknife	.320" & above	5 & 90°	13	22"	Eclipse 322, G-Plex III, GP400, LF550, LF3400, LF4675
<b>4BJ248203</b> (Jacobsen® #4118902)	Low-cut fairway bedknife	.320" & above	5 & 90°	11	18.25"	LF1880



4BJ250105

## Jacobsen® Bedknife Screws & Socket Driver Tool

Part Number	JRM Description	Screw Measurements
<b>4SJB100</b>	Jacobsen® bedknife screws-Bag of 100 Course-threaded silver-colored screws	Screw Diameter: .229"; Screw Length: .472"; Screw Head Diameter: .417"
<b>4JGBD</b>	Socket Driver Tool for Jacobsen® Greensmower screws	4SJB100

*It is extremely important that you use JRM screws with all of our bedknives. OEM screws could affect our tolerances and overall bedknife performance.*



# John Deere® Bedknives

It is extremely important that you use JRM screws with all of our bedknives. OEM screws could affect our tolerances and overall bedknife performance.

## John Deere® DURANIUM-801® Greensmower Bedknives

Part No.	JRM Description	Cutting-edge height	Grind Angles Top Face/Front Face	Holes	Length	Machines
4BD250108 (JD® MT4846)	Extended-Cut Tournament bedknife	.115" & above	8 & 90°	11	18.13"	JD180A/B/C/SL WGM 18" QA5
4BD250305 (JD® MT6944)	Standard Super Tournament bedknife	.098" & above	8 & 90°	11	18.13"	JD180A/B/C/SL WGM 18" QA5
4BD250105 (JD® MT6944)	Extended-Cut Super Tournament bedknife	.098" & above	8 & 90°	11	18.13"	JD180A/B/C/SL WGM 18" QA5
4BD250115 (JD® MT6944)	Super Extended-Cut Super Tournament bedknife	.098" & above	5 & 90°	11	18.13"	JD180A/B/C/SL WGM 18" QA5
4BD250102 (JD® ET17533)	Extended-Cut Standard low-Cut bedknife	.135" & above	8 & 90°	13	22"	JD220A/B/C/SL 22" QA5, JD2443, JD2500, JD2700, JD2750 E-Cut
4BD250103 (JD® ET17534)	Extended-Cut Tournament bedknife	.115" & above	8 & 90°	13	22"	JD220A/B/C/SL 22" QA5, JD2443, JD2500, JD2700, JD2750 E-Cut
4BD250304 (JD® #ET4869/UC19154)	Standard Super Tournament bedknife	.098" & above	8 & 90°	13	22"	JD220A/B/C/SL 22" QA5, JD2443, JD2500, JD2700, JD2750 E-Cut
4BD250104 (JD® ET4869, UC19154)	Extended-Cut Super Tournament bedknife	.098" & above	8 & 90°	13	22"	JD220A/B/C/SL 22" QA5, JD2443, JD2500, JD2700, JD2750 E-Cut
4BD250114 (JD® #ET4869/UC19154)	Super Extended-Cut Super Tournament bedknife	.098" & above	5 & 90°	13	22"	JD220A/B/C/SL 22" QA5, JD2443, JD2500, JD2700, JD2750 E-Cut
4BD248209 (JD® MT6947)	Extended-Cut Standard low-Cut bedknife	.135" & above	15 & 6°	15	26"	JD260 B, C, SL
4BD248210 (JD® TCU31428)	Extended-Cut Tournament bedknife	.115" & above	15 & 6°	15	26"	JD260 B, C, SL

## John Deere® DURANIUM-801® Specialty Greensmower Bedknives

### Ultra-Cut Bedknives

Part No.	JRM Description	Cutting-edge height	Grind Angles Top Face/Front Face	Holes	Length	Machines
4BD250109 (JD® MT7351)	Extended-Cut Ultra-Cut bedknife with Maximum Drag Clearance	.098" & above	8 & 90°	13	22"	JD220A/B/C/SL 22" QA5, JD2443, JD2500, JD2700, JD2750 E-Cut
4BD250111 (JD® ET11066)	Super Extended-Cut Ultra-Cut bedknife with Maximum Drag Clearance	.098" & above	8 & 90°	13	22"	JD220A/B/C/SL 22" QA5, JD2443, JD2500, JD2700, JD2750 E-Cut
4BD250110 (JD® MT7350)	Extended-Cut Ultra-Cut bedknife with Maximum Drag Clearance	.098" & above	5 & 90°	11	18.13"	JD180A/B/C/SL WGM 18" QA5

### Elite Super-Thin Bedknives

4JDPB18 (JRM EXCLUSIVE)	Elite Super-Thin bedknife	.050" & above	0 & 90°	11	18.13"	JD180A/B/C/SL WGM 18" QA5, JD8000 E-cut
4JDPB22 (JRM EXCLUSIVE)	Elite Super-Thin bedknife	.050" & above	0 & 90°	13	22"	JD220A/B/C/SL 22" QA5, JD2443, JD2500, JD2700, JD2750 E-Cut

### Tee Box, Fringe, Apron & High-cut Bedknives

4BD250221 (JD® ET17532)	High-cut bedknife	.175" & above	8 & 90°	13	22"	JD220A/B/C/SL 22" QA5, JD2443, JD2500, JD2700, JD2750 E-Cut
4BD250222 (JD® TCU25299, TCU31422, UC18867, TCU36878)	High-cut bedknife	.175" & above	8 & 90°	11	18.13"	JD180A/B/C/SL WGM 18" QA5, JD8000 E-cut
4BD248208 (JD® MT6946)	High-cut bedknife	.180" & above	15 & 6°	15	26"	JD 260 B, C, SL

### Fairway Bedknives

*4BD273206 (JD® ET17752, MT6949, TCU34070)	Standard bedknife	.360" & above	5 & 6°	10	26.75"	JD2653, 7200/A, 8900A, QA7
*4BD273201 (JD® ET17751, TCU32581)	Heavy-Duty bedknife	.360" & above	5 & 6°	9	22.63"	JD 7700, 8700 22" QA7 8 and 10 blade
4BD273202 (JD® ET17767)	Standard bedknife	.270" & above	5 & 6°	13	22.63"	JD 220A, 220B, 2500A, 3215A, 3235A, 3225C, 7500, 8500
4BD273205 (JD® MT7350)	Extended-Cut bedknife	.270" & above	5 & 6°	13	22.63"	JD 220A, 220B, 2500A, 3215A, 3235A, 3225C, 7500, 8500
*4BD273203 (JD® MT1928)	Standard bedknife	.240" & above	5 & 6°	9	22.63"	JD 7700, 8700 22" QA7 8 and 10 blade, 3215A, 3235A, 3225C
*4BD273204 (JD® MT3983)	Low-Cut bedknife	.180" & above	5 & 6°	9	22.63"	JD 7700, 8700 22" QA7 8 and 10 blade, 3215A, 3235A, 3225C

### Smooth and True Low-Profile Bedknife

Part No.	JRM Description	Cutting-edge height	Grind Angles Top Face/Front Face	Holes	Length	Mower
(NEW) 4BD250119	Smooth and True low-profile bedknife	.080" & above	8 & 90°	13	21.25"	JD220A/B/C/SL 22" QA5, JD2443, JD2500, JD2700, JD2750 E-Cut

### JRM Fairway/Greensmower Bedknife Screws/Nuts

Part Number	JRM Description	Screw Measurements
4SDB100	John Deere® bedknife screws-Bag of 100 Course-threaded gold-colored screws	Screw Diameter: .245"; Screw Length: .500"; Screw Head Diameter: .450"
4DGBD	Socket Driver Tool for John Deere® Greensmower screws	4SDB100
4SDF100	John Deere® Allen Head bedknife screws-Bag of 100 Course-threaded screws	Screw Diameter: .370"; Screw Length: .732"; Screw Head Diameter: .673"
4SDN050	Lock Nuts for John Deere® Bedknife Screws-Bag of 50	Lock Nut Diameter: 1/2"

\* Fairway nuts and screws are required for the following bedknives: 4BD273201, 4BD273203, 4BD273204, 4BD273206.

# Testimonials

*JRM products have been great for us at Baltusrol Golf Club. Their bedknives are the best I've used in 33 years as a Turf Equipment Technician"*

- Carmen Tino, Equipment Manager  
at Baltusrol GC in Springfield, NJ.

**Matt Schnettler** @DowsPlayGound · Jun 21

Just wanted to share this, so far after 27 tees (top dressed first) these JRM tines still have a point. Unbelievable, I would have had to change toros out 3 times by now.

#Sold! @JRMturfProducts



*"When I needed a custom bedknife to solve a design flaw problem with a mower, JRM came through for me while the mower manufacturer let me down. JRM earned my loyalty and I've been a satisfied customer ever since."*

Roland McPhearson, Almaden  
G&CC in San Jose, CA

*"I have been an Equipment Manager for almost 30 years and have used JRM tines and bedknives nearly exclusively for the past 15 years. The quality of their products and customer service are the best in the business. I strive for perfection daily, and the dependability of JRM products allows me to focus on the machinery used to maintain our three golf courses without having to worry about some the most crucial parts that I order on a consistent basis."*

Mike Elliott, Head Equipment Manager,  
The Union League of Philadelphia.

**190S Turf** @1908Turf · Jun 10

Busy and productive week for our team. Last core aerification on greens before the summer; 10 tines per block (5- 1/2" coring; 5- 1/4" solid) and 3" depth. Have to give a big 🙌 to @JRMturfProducts new Imperial Tip Infinity Dilennium tines. Now all we need is some ☁️!



*I use JRM exclusively for all my tines, reels, and bedknives. They are far more superior than the OEM's products that I've used in the past."*

Brian Harper at Pendleton  
GC in Ruther Glen, VA.

## Daniel L. Barnes

Lead tech at Sun City Hilton Head in South Carolina.

Nice little addition to box. No slips, no burrs created on the screw like other bits I've used, just nice and easy. Blue screws are pretty too. Thanks!

@JRMturfProducts





# Quality Parts Meet Quality Care

JRM, Inc. makes the highest quality DURANIUM-801® bedknives and INFINITY® DURANIUM-24 reels. JRM has several products to complement these lines and keep the bedknives and reels sharper, longer.



## VULCAN GRINDING WHEELZ

- The Cubic Boron Nitride grinding surface is the second hardest abrasive next to diamond. Perfectly suited for harder steels like bedknives.
- The CBN surface is known for its cool grinding characteristics eliminating any possible thermal damage.
- Vulcan Grinding Wheelz can cut an individual's grind time in half.



## JRM DEBURRING STONE

- Hand stone designed to remove the burrs, high spots and dings from the bedbar and bedknife mating surfaces.
- A true bedbar equals less pre-grind work and backlapping on bedknives.



## JRM REEL SHARP

- JRM Reel Sharp lapping compound is made with a virgin silicon carbide grit and pharmaceutical grade water soluble polymer known for maintaining its mixture.
- JRM offers 6 grits. The lower grit numbers (50, 80, 100) are designed for fairways, rough and tee box applications. The higher grits numbers (120, 180, 220) are used for greens.

## JRM Cutting Edge Papers

- The papers are the perfect weight to test the sharpness of greensmower and fairway reels and bedknives.
- Recommendation: use one single strip to test the sharpness for greensmower setups; and fold the strip in half to double the paper thickness for fairway setups.



[www.jrmonline.com](http://www.jrmonline.com) • [sales@jrmonline.com](mailto:sales@jrmonline.com) • Toll Free (888) 576-7007 • International 336-354-1243

# Lapping Compound

## Reel Sharp Lapping Compound

Reel Sharp Lapping Compound is an internationally renowned premium lapping compound. It is pre-mixed and non-toxic.

The lower the grit content the coarser it will be. For example, Reel Sharp 80 can be used for thicker bedknives and heavier reels to remove surface unevenness. Once that surface is removed, you can use a finer grit (120, 180) to get the desired smoothness based on the material's thickness and make up.

Part Number	JRM Description	Size
Reel-Sharp-50	50-grit premium lapping compound	30 lb. pail
Reel-Sharp-80	80-grit premium lapping compound	30 lb. pail
Reel-Sharp-100	100-grit premium lapping compound	30 lb. pail
Reel-Sharp-120	120-grit premium lapping compound	30 lb. pail
Reel-Sharp-180	180-grit premium lapping compound	30 lb. pail
Reel-Sharp-220	220-grit premium lapping compound	30 lb. pail

## Recommended grit per application:

**Rough units**—that are primarily ground driven and height of cut ranges from 1.25" to 2.25".

- Start with a 50 or 80 grit compound and lap until even.
- Repeat process for reels finishing with a 120 grit for smoothness

## Tees and Fairways units:

- Start by using an 80 or 120-grit compound, then follow up with a 180-grit compound to finish.
- Routine back lapping of these units is done every 2-3 weeks using 180 grit to maintain a sharp edge

## Greens units:

- Recommended to start with a 120-grit compound and finish with a 180 or 220-grit compound.
- Greens reels are typically lapped weekly to maintain a sharp cutting edge throughout the season.
- Courses that top dress regularly—a grit like 180 is recommended. A 220-grit is recommended for courses looking to polish up a knife for over the weekend use.
- Courses cutting below .110 during the busy season, 220-grit is recommended to maintain a sharp edge to avoid wearing out the thinner bedknives required for the lower heights of cut.



## Reel Sharp Lapping Compound Now Available in 2lb. Pails

Part Number	JRM Description	Size
Reel-Sharp-80-2lb	80-grit premium lapping compound	2 lb. pail
Reel-Sharp-120-2lb	120-grit premium lapping compound	2 lb. pail





# Vulcan Grinding Wheelz/Deburring Stone



9GW600135

## JRM Vulcan Grinding Wheelz

- The Cubic Boron Nitride (CBN) grinding surface is the second hardest abrasive next to diamond.
- Perfectly suited for difficult to grind materials like hardened bedknives.
- The CBN surface stays cool throughout the grinding process eliminating thermal damage to the bedknife.
- The CBN wheel cuts your grinding time in half compared to other grinding surfaces.

Part Number	JRM Description	Diameter	Depth	Arbor	Machines
9GW600125	JRM Vulcan Grinding Wheel Parallel, Dressing stick included	6"	1/2"	1 1/4"	Fits Foley, Peerless & Neary machines
9GW600135	JRM Vulcan Grinding Wheel Parallel, Dressing stick included	6"	1"	35mm	Fits Bernhard Anglemaster 4000/4000DX
9GW600162	JRM Vulcan Grinding Wheel Parallel, Dressing stick included	6"	1"	5/8"	Fits Foley machines
9GW600235	JRM Vulcan Grinding Wheel Parallel, Dressing stick included	6"	2"	35mm	Fits Bernhard Anglemaster 3000/4000/4000DX
9GW500035	JRM Vulcan Grinding Wheel Taper, Dressing stick included	5"	1 1/2"	35mm	Fits Bernhard Anglemaster 1000/2000
9GW500750	JRM Vulcan Grinding Wheel Taper, Dressing stick included	5"	1 1/2"	3/4"	Fits Bernhard Anglemaster 1000/2000
9GW211111	Full-size dressing stick for Vulcan Grinding Wheelz	—	—	—	—

**NOTE:** Please make sure you verify the depth on your grinding stones. The Bernhard Anglemaster 4000/4000DX can take a deeper stone. The 9GW600135 has a 1" depth, and the 9GW600235 has a 2" depth.

## How To Use JRM Bedknife and Bedbar Deburring Stone

- Clean off any excess dirt or debris off your bedbar with your tool of choice.
- Once cleaned, coat the bedbar and deburring stone with WD-40® or similar lubricant.
- Use the hand-held Deburring stone to remove the high spots and dings from the bedbar surface.
- Then stone the mating surface of the bedknife to ensure the flattest possible surface.
- A true surface combined with a true JRM DURANIUM-801® bedknife equals little to no pre-grind work.



Part Number	Description	Diameter	Thickness
4BSTONE	2-sided deburring stone—thick rough/smooth finish side	4"	1.5"

## JRM Cutting Edge Paper


Part Number	Description	Size
5CP250101	Pack of 5 Cutting Edge Papers	250 sheets

- The papers are the perfect weight to test the sharpness of greensmower and fairway reels and bedknives.
- Recommendation: use one single strip to test the sharpness for greensmower setups; and fold the strip in half to double the paper thickness for fairway setups.



# Why **GOLFCO**<sup>®</sup> INTERNATIONAL?

- Competition Rollers are designed to fit all: Toro<sup>®</sup>, Jacobsen<sup>®</sup>, John Deere<sup>®</sup>, Ventac<sup>®</sup>, Ransomes<sup>®</sup>, Baroness<sup>®</sup>, True-Surface<sup>®</sup>, Tru-Turf<sup>®</sup> greens rolling machines, SISIS<sup>®</sup> & many more.
- GOLFCO<sup>®</sup> offers unique roller designs to help minimize wash boarding, reel overlap, non-striping and non-shadowing lines.
- Grooved and smooth rollers promote consistent cut appearance.
- Polyurethane cast over heavy-duty steel tubing is more durable than standard metallic rollers.
- Polyurethane is extremely abrasion resistant and will help minimize debris accumulation.
- Shock absorbing- less fatigue on operator.
- Universal overhaul bearing kits easy and fast to rebuild.
- Will not cause damage to cart paths; vice-versa.
- Lasting durability from quality components.
- Lowest heat/cold conductivity from urethane body.
- Reduces transmigration of harmful bacteria/fungi.
- Quiet operation--reduces mower noise.
- Minimizes turf temperature stress.
- Over 90% of orders ship the same day.
- Trusted by top championship golf courses.



## **COMPETITION ROLLERS MAKE THE DIFFERENCE**



**Contact the JRM Customer Service Department (888-576-7007) for an updated Golfco<sup>®</sup> Price list.**





## ***MOWER BLADES OFFER: Superior Mulching***



## ***Superior Bagging***



## ***Superior Side Discharge***



***A longer-lasting cutting edge compared  
to OEMs on the market***

### **OREGON® MOWER BLADES STYLE DIFFERENCES**

**OEM:** Equivalent copy of OEM blade

**G3:** Gator blades feature superior side discharge & bagging and superior mulching

**G5:** same as G3 plus extended cutting length and infused carbide cutting surface

**G6:** same as G5 plus thicker & wider for superior longevity.

**This is a partial list. More blades are available  
from the Oregon® catalog. Contact your salesman or  
the JRM Customer Service Department  
336-546-5898 for other blades and pricing.**

### **MOWER BLADES**

Offering:

- ✓ Superior Mulching
- ✓ Superior Bagging
- ✓ Superior Side Discharge
- ✓ A longer-lasting cutting edge compared to the  
OEMs on the market

# JRM Mower Blades

Machines	Part No.	OEM No.	Style	Style	Length	Arbor	Width	Thickness
<b>TORO® MOWER BLADES</b>								
Toro® 500D/3505D/4000D/4500D/4700D	94-052	105-9810/108-9026	Standard	OEM	27"	.500"	2.5"	.250"
	96-741	104-5183	Mulching	G3	27"	.500"	2.5"	.250"
Toro® 4100D (3 for 62" cut/ 7 for 11" 4000D)	94-045	92-5608	Standard	OEM	21 11/16"	.500"	2.5"	.250"
	96-708	107-0241	Mulching	G3	21 11/16"	.500"	2.5"	.250"
Toro® 455D, 4100D (7 to a set)	94-043	106-7166/86-0010	Standard	OEM	19"	.500"	2.50"	.250"
	96-701	107-0210/107-0215/ 108-1451	Mulching	G3	19"	.500"	2.50"	.250"
Toro® 4300D	94-075	108-7395	Standard	OEM	22"	1/2"	2.5"	.250"
Toro® Groundsmaster 3280-D3320	94-074	110-0621	Standard	OEM	24 1/2"	1/2"	2.5"	.250"
	94-071	110-0622/110-0624	Mulching	G3	24 1/2"	1/2"	2.5"	.250"
Toro® Groundsmaster 5900/5910	94-079	110-5946	Standard	OEM	20"	1/2"	2.50"	.250"
	96-802	110-5948	Mulching	G3	20"	1/2"	2.5"	.250"
Toro® Groundsmaster 580D (11 for 16" cut)	94-029	69-6920	Standard	OEM	20"	5/8"	2.5"	.250"
Toro® 72" cut Heavy Duty	94-011 (left-hand)	29-5530	Standard	OEM	25"	3/4"	2.5"	.250"
Toro® (60" cut) turbo force deck	94-055	105-7718/108-1114	Standard	OEM	20 1/2"	5/8"	2.5"	.250"
	94-130 (recycler decks)	105-7777	Standard	OEM	20 1/2"	5/8"	2.5"	.250"
	96-319	105-7715/105-7777/ 105-8777	Mulching	G3	20 1/2"	5/8"	2.5"	.203"
	396-740	105-7715/105-7777/ 105-8777	Mulching	G6	20 1/2"	5/8"	3"	.250"
Toro® 72" cut, High Lift, turbo force deck	92-035	105-7784, 105-7711, 105-7712, 105-7719, 105-7778	Standard	OEM	24 1/2"	5/8"	3"	.250"
Toro® (3) for 48" cut, high lift, turbo force deck	92-036	107-3192	Standard	OEM	16 1/2"	5/8"	2.5"	.250"
Toro® (3) for 54" cut, mulching, titan MX5400, MX5480, ZX5400, ZX5420, ZX5450	94-060	115-9650-03	Mulching	G3	18 3/4"	5/8"	2.25"	.164"
<b>John Deere® Mower Blades</b>								
John Deere® 7400, 9009	580820	TCU27876	Mulching	G6	27"	7/8"	3"	.250"
	580823	TCU27401	Standard	OEM	27"	7/8"	2.5"	.250"
John Deere® 8800, 3245 Series	584621	GC0344	Standard	OEM	20 5/8"	3/8"	2.5"	.250"
	96-811	GC00175	Mulching	G3	20 5/8"	3/8"	2.5"	.250"
John Deere® 60" cut, High-lift, 7-Iron decks (JD 8800A)	91-078	M128485	Standard	OEM	20 7/8"	7/8"	2.50"	.312"
	792-113	M144196/TCU15881	Standard	OEM	20 7/8"	7/8"	3"	.250"
	396-730	M133381/M163983/ TCU18990	Mulching	G6	20 7/8"	7/8"	3"	.250"
John Deere® 1453 72" cut, 7-Iron deck	396-743	EPC201693/M141669	Mulching	G6	25"	7/8"	3"	.250"
	92-114	TCU15882	Standard	OEM	25"	7/8"	3"	.250"
John Deere® Gator Mulching Blade for 1400, 1500, and 1600 Series	396-710	TCU51118/M144935	Mulching	G6	21 7/8"	7/8"	3"	.250"
	92-120	TCU51118	Standard	OEM	21 7/8"	7/8"	2.5"	.312"
John Deere® 54" cut, 7-iron deck, Z Track, signature series	91-138	M134305/M136195/ TCU30316	Standard	OEM	19"	7/8"	2.5"	.250"
	396-769	M135334	Mulching	G3	19"	7/8"	3"	.250"
John Deere® 1435 7 Iron Deck; 72" Cut 1400/1500 Series Mowers 1400/1500 Series Mowers with V Flex Deck 777 Ztrak, 797 Ztrak, 997 Ztrak	396-743	EPC201693/M141669	Mulching	G6	25"	7/8"	3"	.250"
John Deere® (3) for 60" cut, high lift, 7 Iron decks, 1400, 1500, 2520, 495, 4100, 4200, 4400, 4500, 4600, 4700, 595, 600L, M665, Z-Trac (520, 667, 757, 797, 720, 820, 830, 840, 850, 860, 915	792-113	M144196, TCU15881	Standard	OEM	20 7/8"	7/8"	3"	.250"

This is a partial list of JRM mower blades. Others are available. Contact the JRM Customer Service Department (336-546-5898) if you cannot find the blade you need.



96-741



# JRM Mower Blades

Machines	Part No.	OEM No.	Style	Style	Length	Arbor	Width	Thickness
<b>Jacobson® MOWER BLADES</b>								
Jacobson® AR-5/522	91-591	4137186	Standard	OEM	22 5/16"	1/2"	2.5"	.250"
Jacobson® Bobcat (1-hole) 3 for 72" cut	93-025	112111-04	Standard	OEM	25"	5/8"	2.5"	.250"
	396-731	42139B/ P848/7046625	Mulching	G6	25"	5/8"	3"	.250"
Jacobson® HR511	91-364 (Right-hand cut, 3 per deck)	JT391040	Standard	OEM	23"	1/2"	2.5"	.250"
	91-363 (Left-hand cut, 4 per deck)	JT391039	Standard	OEM	23"	1/2"	2.5"	.250"
	96-696 (Left-hand cut, 4 per deck)	JT391039	Mulching	G3	23"	1/2"	2.5"	.250"
	96-795 (Right-hand cut, 3 per deck)	4186852	Mulching	G3	23"	1/2"	2.5"	.250"
Jacobson® 60" Cut Gator G6 Mower Blades	396-702	112243-03, 112111-03	Mulching	G6	21"	5/8"	3"	.250"
Blade Bobcat® 21" Heavy Duty	793-008	11211-03	Standard	OEM	21"	5/8"	2.5"	.250"
Jacobson® Turfcut (3 for 60" Cut); HR9016 Turbo 11 (60" Cut)	92-013	3007759	Standard	OEM	20 13/16"	1/2"	2.5"	.250"
<b>LASTEC® MOWER BLADES</b>								
LASTEC® 61" cut 2261, 2661, 2861, 2961, and EF 100 Series	93-008	42180B/3021538	Standard	OEM	21"	5/8"	2.5"	.250"
	91-308	P246	Mulching	OEM	21"	5/8"	2.5"	.203"
	96-347	063265/P322	Mulching	G3	21"	5/8"	2.5"	.203"
	396-727	063265/P322	Mulching	G6	21"	5/8"	3"	.250"
LASTEC® 72" cut	91-609	5102227S	Standard	OEM	25"	5/8"	2.5"	.250"
<b>Kubota® MOWER BLADES</b>								
Kubota® Gator G6	396-787	K5945-34360	Mulching	G6	25"	5/8"	2.5"	.250"
Kubota® 60" cut	92-130	K5645-97520, K5645-34330, K5645-34340	Standard	OEM	20 1/2"	5/8"	2.5"	.250"
Kubota® (3 for 2" Cut), RC72 Deck used on B2150D, F2560, F3060	91-493	70000-25002, 70000-25013, 76553-34330, K5676-97520	Standard	OEM	24 1/2"	1 1/8"	2.5"	.250"

This is a partial list of JRM mower blades. Others are available. Contact the JRM Customer Service Department (336-546-5898) if you cannot find the blade you need.



91-591



580820

# Terms To Know

There are two critical measurements necessary to selecting the correct tine:  
**total length and mounting diameter.**

**Total Length** is important, if you choose a tine that is too long you can cause a very big problem, plowing.

If the **mounting diameter** is incorrect, the tine will simply not fit in the machine's mounting bracket.

The **OD (outside diameter)** on a Deep Tine is, by tradition, the outside diameter of the original production stock (tubular steel). On Conventional Tines, the OD is considered the measurement at the tapered end. These two measurements will vary since all tines must have a taper in order to pull a core.

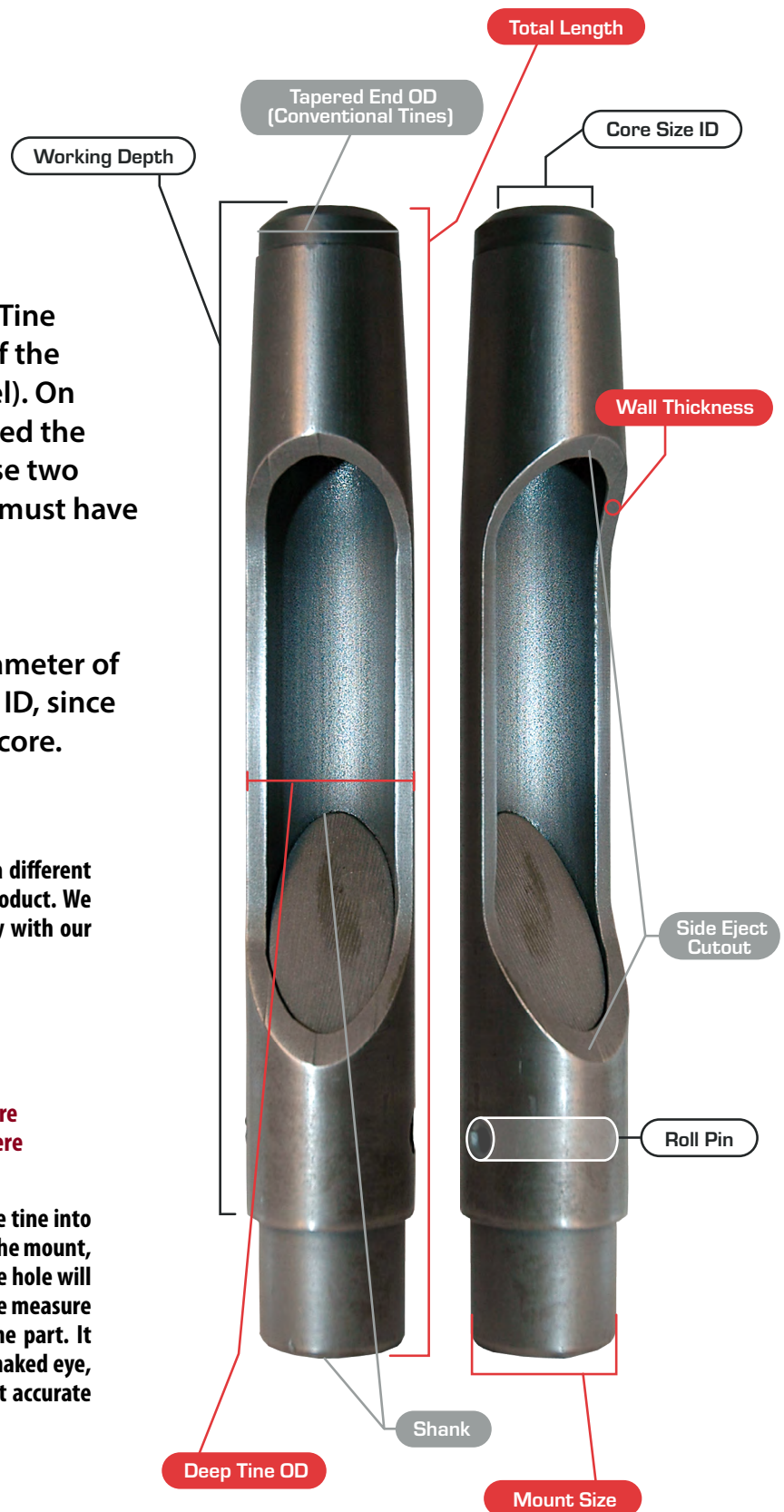
The **ID (inside diameter)** is the cutting measurement that will result in the diameter of each core. Carefully consider the tine's ID, since it will determine the diameter of each core.

At JRM, we are aware that every manufacturer has a different method of measuring the outside diameter of its product. We just want to clarify how we measure ours, especially with our tapered ODs for our quad line.



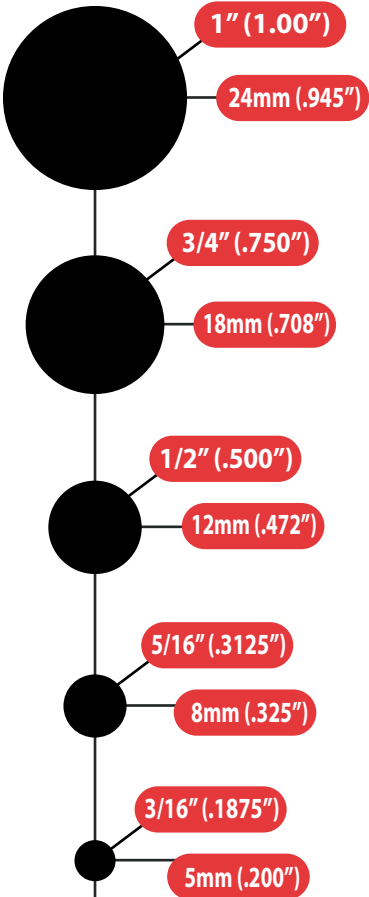
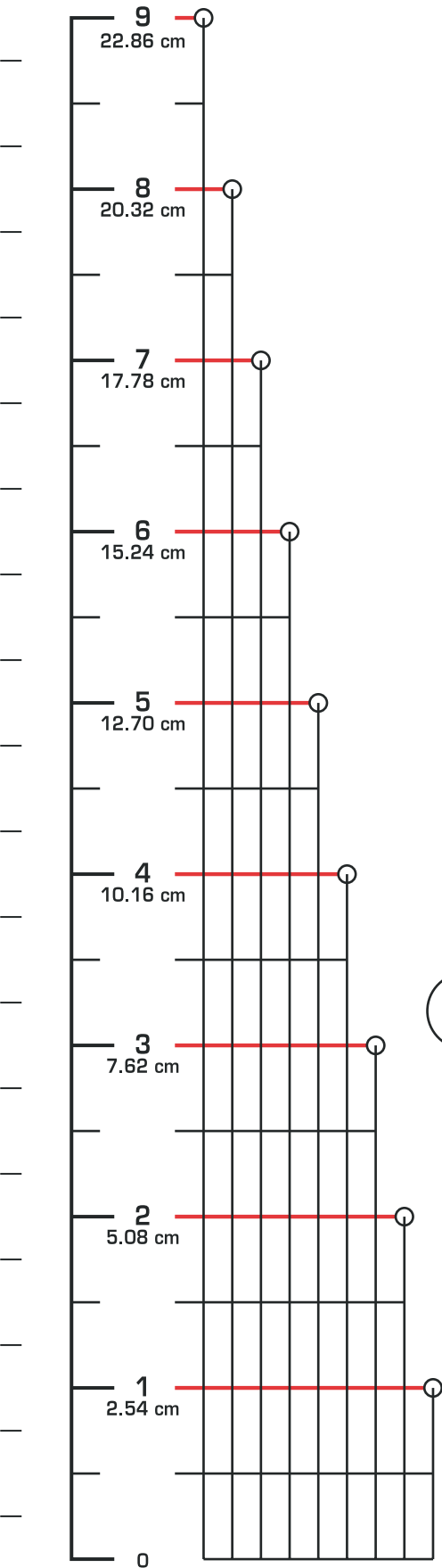
↑ Measure  
O.D. Here

We determine our OD based on the initial entry of the tine into the soil. Although the OD of the tine is larger toward the mount, and that width may make the hole larger initially, the hole will always shrink back down to the size of initial entry. We measure our OD at the tip right after we cut the stock for the part. It may seem deceiving by looking at the part with the naked eye, but this is the way we've determined to get the most accurate outside diameter measurement.





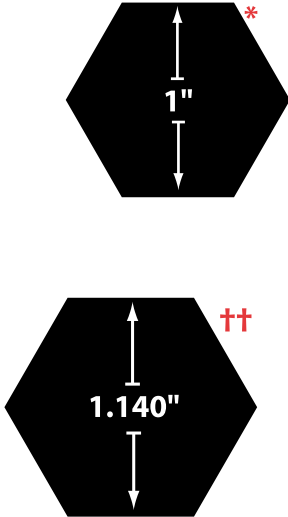
# Tine Measurement



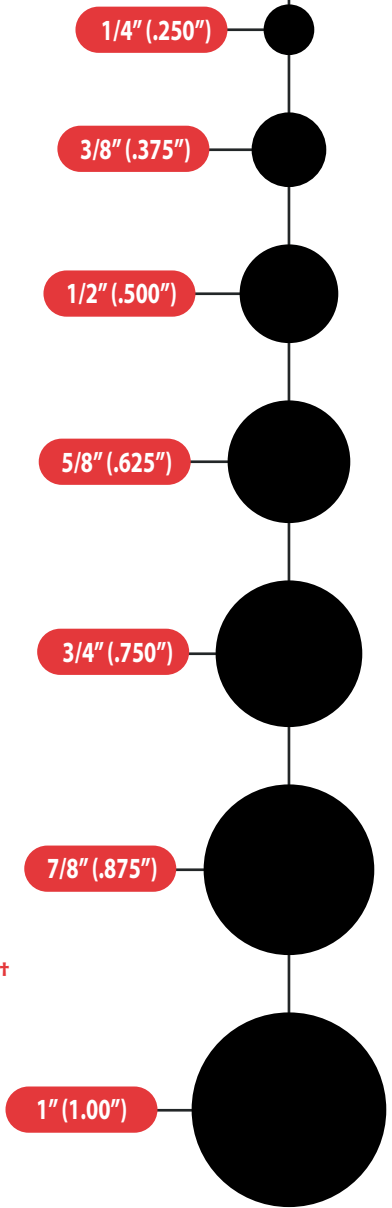
**Metric Sizes  
Deep Tine Mounts**

**Graden® & Ryan® Mataway blades\*  
DILLENNIUM® Vortex VERTI® blades††**

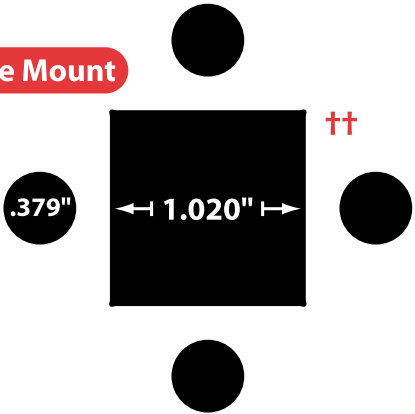
**Hex Mounts**



**U.S. Standard Sizes**



**Square Mount**



# Aerifier Info Page

***The mounting diameter of your machine, and the proper length of tine needed for your aerification are the two most important factors you should consider when selecting the correct tine.***

Located below is a list of the most popular machines from Toro®, John Deere®, Ryan®, VERTI-DRAIN®, Soil Reliever®, and Wiedenmann®, and the corresponding mounting diameter options available for each machine.

The smaller mounts (1/2", 3/8") represent the Quad blocks used for our Quad line and solid/venting tines.

Please take note of the unique mounts for the Wiedenmann® machines as well. The machines require the 8mm, 12mm dimple mount, or the 1:10 and 1:4 conical screw mount. Please consult your machine manual before choosing a tine.

Machine	Recommended Max. Length (Working Depth)	3/8" Mount	1/2" Mount	5/8" Mount	3/4" Mount	7/8" Mount	8mm Mount	12mm Mount	18mm Mount	24mm Mount
Toro® Greens Aerator	4.5"	X			X	X				
Toro® ProCore 648	6.5"	x			x	x				
Toro® ProCore 864/1298	7"	x			x	x				
Toro® ProCore 440/660/880	7"	x			x	x				
Toro® Fairway Aerifier	7"				x	x				
John Deere® 800	5.5"	x	x		x	x				
John Deere® 1000	7"				x	x				
John Deere® 1500	7"				x	x				
John Deere® 2000	7"				x	x				
Ryan® GA-24	4.5"	x	x	x	x					
Ryan® GA-30/60	5.5"	x	x	x	x	x				
VERTI-DRAIN® 7007/7007H/7110/7113/7117	6"						x	x	x	
VERTI-DRAIN® 7120	8"						x	x	x	
VERTI-DRAIN® 7212/7215	10"							x	x	x
VERTI-DRAIN® 7416	14"							x	x	x
VERTI-DRAIN® 7626/7316/7521/7526	16"							x	x	x
Soil Reliever® (SR) 54	10"							x	x	
Soil Reliever® (SR) 48	12"							x	x	
Soil Reliever® (SR) 72/75HD/80	16"							x	x	
Wiedenmann® Terra Spike GXi/XF/XD/XP	10"						(Dimple)	(Dimple)	(Conical screw)	
Wiedenmann® Greens Terra Spike	10"						(Dimple)	(Dimple)	(Conical screw)	



# THE TINE LINE UP

## INFINITY® IMPERIAL TIP® Carbide Tips + Hardened Tines



1S202580



1QT256583



1QT506583

## INFINITY® DILLENNIUM® Carbide Tips + Hardened Tines



1DS625581



1QT375581



1DS625585

## INFINITY® Premium Hardened Tines



1DS625181



1QT375181



1QT625185

## DILLENNIUM® Carbide Tips



1DS625501



1QT375511



1QTS625505

## Premium High Quality - High Alloy Steel



1DS625101



1QT375111



1DS625105



INNOVATIVE TURF TECHNOLOGY

8491 North NC Highway 150 Clemmons, NC 27012  
Toll free (888) 576-7007 International 336-354-1243  
sales@jrmonline.com

[www.jrmonline.com](http://www.jrmonline.com) 27

# GET TO KNOW YOUR TINES

## INFINITY® IMPERIAL TIP® Tines

- JRM offers 9 aerification tines with the trademarked IMPERIAL TIP®.
- The IMPERIAL TIP® is designed to cut a cleaner hole and pull more material during aerification.
- JRM's best selling Emperor Tines™ feature the IMPERIAL TIP®.

## INFINITY® DILLENNIUM® Tines

- INFINITY® DILLENNIUM® is the highest alloy, highest-carbon steel on the market.
- INFINITY® steel can be heat treated up to 40% harder compared to standard coring tine steel for increased longevity.
- INFINITY® steel protects the body underneath the tip and the inside taper of the tine to pull cores longer.
- DILLENNIUM® is JRM's extra-strength composition of carbide on its tips.
- Longevity: up to 36 holes and more on USGA spec greens
- Consistent hole depth and length from holes 1 to 18.

## INFINITY® Premium Tines

- Same design as the INFINITY® DILLENNIUM® tines without the DILLENNIUM® tip.
- INFINITY® steel can be heat treated up to 40% harder compared to standard coring tine steel for increased longevity.
- INFINITY® steel protects the body underneath the tip and the inside taper of the tine to pull cores longer.
- Longevity: up to 18 holes and more on USGA spec greens

## DILLENNIUM® Tines

- DILLENNIUM® is JRM's extra-strength composition of carbide on its tips.
- DILLENNIUM® tip combined with standard 4140 steel.
- Tine will continue to pull cores until the body underneath the tip wears out.
- Longevity: up to 18 holes and more on USGA spec greens.
- Consistent hole depth and length from holes 1 to 18.

## Premium Tines

- Made from standard 4140 steel with no tip.
- Longevity: 9-12 holes on USGA spec greens.
- Will lose length and diameter throughout aerification.

When deciding whether to purchase a DILLENNIUM® tine or a Premium tine one should consider the soil quality/makeup. Since a DILLENNIUM® tine will outlast a Premium tine by a factor of three or four, the choice should be clear. However, if you are likely to encounter excessive rocks or other foreign material you may wish to consider a Premium tine. A Premium tine simply offers less financial loss if a tine breaks but less overall value.

**See [jrmonline.com](http://jrmonline.com) for pricing**



# JRM INFINITY® Tines

JRM INFINITY® blue equals maximum longevity

JRM uses a hardened steel that has the highest carbon and steel alloy content in the industry.

INFINITY® steel can be heat treated up to 40% harder without getting brittle compared to standard steel for maximum strength.

**INFINITY® solid tines:** After 18 holes, you might lose a 1/4" of length and maintain a consistent outside diameter. INFINITY® solids last 2 to 3 times longer than standard steel tines, but, most importantly, provides a consistent length and Outside Diameter from hole 1 to Infinity.

**INFINITY® coring tines:** The longer you can protect the body underneath the tip of the tine, the longer it will pull a core.

## JRM INFINITY® 3/8" Mount Quad Coring Tines

INFINITY®  
Premium

INFINITY®  
DILLENNIUM®

IMPERIAL TIP®

Part Number	JRM Description	Length	Mount Dia.	I.D.	Tapered O.D.	Wall
1S157180	Micro INFINITY® Emperor Tine™ side-eject	4.45"	3/8"	.173"	.287"	.040"
1S157586	Micro INFINITY® IMPERIAL TIP® Emperor Tine™ side-eject	4.45"	3/8"	.173"	.287"	.040"
1S202180	INFINITY® Emperor Tine™ side-eject	4.45"	3/8"	.202"	.315"	.040"
1S202580	INFINITY® IMPERIAL TIP® Emperor Tine™ side-eject	4.45"	3/8"	.202"	.315"	.040"
1QT250183	1/4" INFINITY® Premium Standard Quad Tine (with Toro® Shank)	5"	3/8"	.250"	.385"	.065"
1QT256583	1/4" INFINITY® IMPERIAL TIP® Standard Quad Tine side-eject	5"	3/8"	.250"	.385"	.065"
1QT375585	3/8" INFINITY® DILLENNIUM® Super Quad Tine	4.5"	3/8"	.325"	.500"	.072"
1QT375181	3/8" INFINITY® Premium Super Quad Tine	5"	3/8"	.335"	.485"	.072"
1QT375581	3/8" INFINITY® DILLENNIUM® Super Quad Tine (with Toro® Shank)	5"	3/8"	.325"	.500"	.065"
1QT500183	3/8" INFINITY® Premium Magnum Quad Tine	5.5"	3/8"	.400"	.550"	.072"
1QT500583	1/2" INFINITY® DILLENNIUM® Magnum Quad Tine (with Toro® Shank)	5.5"	3/8"	.400"	.580"	.072"
1QT506583	1/2" INFINITY® IMPERIAL TIP® Magnum Quad Tine (with Toro® Shank)	5.5"	3/8"	.400"	.580"	.072"
1QT625184	5/8" INFINITY® Premium Magnum Quad Plus Tine (with Toro® Shank)	5.5"	3/8"	.500"	.630"	.063"
1QT625584	5/8" INFINITY® DILLENNIUM® Magnum Quad Plus Tine (with Toro® Shank)	5.5"	3/8"	.510"	.665"	.063"
1QT625185	5/8" INFINITY® Premium Magnum Quad Plus Tine (with Toro® Shank)	6"	3/8"	.500"	.630"	.063"
1QT625585	5/8" INFINITY® DILLENNIUM® Magnum Quad Plus Tine (with Toro® Shank)	6"	3/8"	.510"	.665"	.063"

## JRM INFINITY® 3/4" Mount Conventional Coring Tines

1TS375581	3/8" INFINITY® DILLENNIUM® side-eject	5"	3/4"	.270"	.425"	.072"
1DS500185	1/2" INFINITY® Premium side-eject	6"	3/4"	.400"	.570"	.072"
1DS500585	1/2" INFINITY® DILLENNIUM® side-eject	6.25"	3/4"	.400"	.580"	.072"
1DS625181	5/8" INFINITY® Premium side-eject	5.5"	3/4"	.490"	.645"	.072"
1DS625581	5/8" INFINITY® DILLENNIUM® side-eject	5.75"	3/4"	.480"	.640"	.072"
1DS625185	5/8" INFINITY® Premium side-eject	6"	3/4"	.490"	.645"	.072"
1DS625585	5/8" INFINITY® DILLENNIUM® side-eject	6.25"	3/4"	.480"	.640"	.072"

## JRM INFINITY® Conventional Solid Tines

Part Number	JRM Description	Length	Mount Dia.	O.D.
2T125183	1/8" INFINITY® Solid Tine	4.5"	3/8"	.200"
2T125184	1/8" INFINITY® Solid Tine	6"	3/8"	.200"
2T250186	1/4" INFINITY® Solid Tine	5"	3/8"	.250"
2T250187	1/4" INFINITY® Solid Tine	6.125"	3/8"	.250"
2T250189	1/4" INFINITY® Solid Tine	6.5"	3/8"	.250"
2D375184	3/8" INFINITY® Solid Tine	5"	3/8"	.375"
2D375186	3/8" INFINITY® Solid Tine	6"	3/8"	.375"
2T500183	1/2" INFINITY® Solid Tine	6"	3/8"	.500"
2T625184	5/8" INFINITY® Solid Tine	6"	3/8"	.625"
2R250186	1/4" INFINITY® Solid Tine	5"	3/4"	.250"
2T250188	1/4" INFINITY® Solid Tine	6.5"	3/4"	.250"
2T375183	3/8" INFINITY® Solid Tine	6"	3/4"	.375"
2T500182	1/2" INFINITY® Solid Tine	5"	3/4"	.500"
2T500184	1/2" INFINITY® Solid Tine	7"	3/4"	.500"
2D625182	5/8" INFINITY® Solid Tine	7"	3/4"	.625"
2D750182	3/4" INFINITY® Solid Tine	7"	3/4"	.750"

## JRM INFINITY® Bayonet™ Tines

Part Number	JRM Description	Length	Mount Dia.	Blade Width	Thickness
2BT750837	3/4" rib INFINITY® Bayonet™ (with Toro® Shank)	6"	3/8"	.750"	.190"
2B750827	3/4" rib INFINITY® Bayonet™	7"	3/8"	.750"	.190"
2B750813	3/4" rib INFINITY® Bayonet™	4.75"	3/4"	.750"	.190"
2B750823	3/4" rib INFINITY® Bayonet™	7"	3/4"	.750"	.190"

# JRM INFINITY® IMPERIAL TIP® & Emperor Tines™

## JRM INFINITY® Emperor Tines™

The Emperor Tine™ line is now four strong featuring two INFINITY® Premium Emperors and two DILLENNIUM® IMPERIAL Tip® Emperor Tines™.

### Emperor Tine™ use specifications:

- Designed to remove the top layer of thatch and improve water filtration
- Maximum depth is 1 to 1 1/2". If using a Toro® ProCore 648, typically setting C or D
- Set Machine speed on the Toro® Procore 648 at 2.5 or 3.0. When set at 3.0, the tines enter the turf every 3 inches.
- The small plugs can be easily blown off with a backpack blower, then a quick roll, and the greens are back in playable condition.

## JRM 1/4" INFINITY® Emperor Tines™



Part Number	JRM Description	Length	Mount Diameter	I.D.	Tapered O.D.	Wall
1S157180	Micro INFINITY® Emperor Tine™ Side-Eject	4.45"	3/8"	.173"	.287"	.040"
1S157586	Micro INFINITY® IMPERIAL TIP® Emperor Tine™ Side-Eject	4.45"	3/8"	.173"	.287"	.040"
1S202180	INFINITY® Emperor Tine™ Side-Eject	4.45"	3/8"	.202"	.315"	.040"
1S202580	INFINITY® IMPERIAL TIP® Emperor Tine™ Side-Eject	4.45"	3/8"	.202"	.315"	.040"

1S157586



1S202580



## JRM INFINITY® IMPERIAL TIP® Tines

\*There are no depth and speed restrictions with JRM's 1/4" and 1/2" INFINITY® IMPERIAL TIP® Quad and Coring tines.

Part Number	Description	Length	Mount Diameter	I.D.	Tapered O.D.	Wall
1QT256583	INFINITY® IMPERIAL TIP® Standard Quad Tine Side-Eject	5.125"	3/8"	.250"	.385"	.065"

1QT256583



## JRM 1/2" INFINITY® IMPERIAL TIP® Tines

Part Number	Description	Length	Mount Diameter	I.D.	Tapered O.D.	Wall
1TS506501	IMPERIAL TIP® Conventional Coring Tine Side-Eject	5"	3/4"	.400"	.580"	.072"
1DS506501	IMPERIAL TIP® Conventional Coring Tine Side-Eject	5.75"	3/4"	.400"	.580"	.072"
1QT506501	IMPERIAL TIP® Magnum Quad Tine Side-Eject	4.625"	3/8"	.400"	.580"	.072"
1QT506503	IMPERIAL TIP® Magnum Quad Tine Side-Eject	5.625"	3/8"	.400"	.580"	.072"
1QT506583	INFINITY® IMPERIAL TIP® Magnum Quad Tine Side-Eject	5.625"	3/8"	.400"	.580"	.072"



1QT506583



1QT506501



# 3/8" Mount Quad Tines

## Standard Quad Tines



Premium



DILLENNIUM®



INFINITY®  
Premium



INFINITY®  
DILLENNIUM®



IMPERIAL TIP®

Part Number	JRM Description	Length	Mount Dia.	I.D.	Tapered O.D.	Wall
1QT250101	1/4" Premium Standard Quad Tine (with Toro® Shank)	3.5"	3/8"	.250"	.385"	.065"
1QT250501	1/4" DILLENNIUM® Standard Quad Tine (with Toro® Shank)	3.625"	3/8"	.250"	.370"	.065"
1QT250105	1/4" Premium Standard Quad Tine (with Toro® Shank)	4.5"	3/8"	.250"	.385"	.065"
1QT250505	1/4" DILLENNIUM® Standard Quad Tine (with Toro® Shank)	4.625"	3/8"	.250"	.370"	.065"
1Q250105	1/4" Premium Standard Quad Tine	4.5"	3/8"	.250"	.385"	.065"
1Q250505	1/4" DILLENNIUM® Standard Quad Tine	4.625"	3/8"	.250"	.370"	.065"
1QT250103	1/4" Premium Standard Quad Tine (with Toro® Shank)	5"	3/8"	.250"	.385"	.065"
1QT250503	1/4" DILLENNIUM® Standard Quad Tine (with Toro® Shank)	5.125"	3/8"	.250"	.370"	.065"
1QT250183	1/4" INFINITY® Premium Standard Quad Tine (with Toro® Shank)	5"	3/8"	.250"	.385"	.065"
1QT250583	1/4" INFINITY® DILLENNIUM® Standard Quad Tine (with Toro® Shank)	5.125"	3/8"	.250"	.370"	.065"
1QT256583	1/4" INFINITY® IMPERIAL TIP® Standard Quad Tine (with Toro® Shank)	5.125"	3/8"	.250"	.370"	.065"
1Q250103	1/4" Premium Standard Quad Tine	5"	3/8"	.250"	.385"	.065"
1Q250503	1/4" DILLENNIUM® Standard Quad Tine	5.125"	3/8"	.250"	.370"	.065"
1QT250109	1/4" Premium Standard Quad Tine (with Toro® Shank)	6"	3/8"	.250"	.385"	.065"
1QT250509	1/4" DILLENNIUM® Standard Quad Tine (with Toro® Shank)	6.125"	3/8"	.250"	.370"	.065"



1QT250105



1QT250583

## Super Quad Tines

Part Number	JRM Description	Length	Mount Dia.	I.D.	Tapered O.D.	Wall
1QT375100	3/8" Premium Super Quad Tine (with Toro® Shank)	3.5"	3/8"	.335"	.485"	.072"
1QT375500	3/8" DILLENNIUM® Super Quad Tine (with Toro® Shank)	3.625"	3/8"	.325"	.500"	.072"
1QT375105	3/8" Premium Super Quad Tine (with Toro® Shank)	4.5"	3/8"	.335"	.485"	.072"
1QT375505	3/8" DILLENNIUM® Super Quad Tine (with Toro® Shank)	4.625"	3/8"	.325"	.500"	.072"
1Q375105	3/8" Premium Super Quad Tine	4.5"	3/8"	.335"	.485"	.072"
1Q375505	3/8" DILLENNIUM® Super Quad Tine	4.625"	3/8"	.325"	.500"	.072"
1Q375585	3/8" INFINITY® DILLENNIUM® Super Quad Tine	4.625"	3/8"	.325"	.500"	.072"
1QT375111	3/8" Premium Super Quad Tine (with Toro® Shank)	5"	3/8"	.335"	.485"	.072"
1QT375511	3/8" DILLENNIUM® Super Quad Tine (with Toro® Shank)	5.125"	3/8"	.325"	.500"	.072"
1QT375181	3/8" INFINITY® Premium Super Quad Tine (with Toro® Shank)	5"	3/8"	.335"	.485"	.072"
1QT375581	3/8" INFINITY® DILLENNIUM® Super Quad Tine (with Toro® Shank)	5.125"	3/8"	.325"	.500"	.072"
1Q375111	3/8" Premium Super Quad Tine	5"	3/8"	.335"	.485"	.072"
1Q375511	3/8" DILLENNIUM® Super Quad Tine	5.125"	3/8"	.325"	.500"	.072"
1QT375113	3/8" Premium Super Quad Tine (with Toro® Shank)	6"	3/8"	.335"	.485"	.072"
1QT375513	3/8" DILLENNIUM® Super Quad Tine (with Toro® Shank)	6.125"	3/8"	.325"	.500"	.072"

Tines were designed for use on Greens. Warranty void for use on Tee Boxes and Fairways. All "QT" parts have a shortened shank designed for the Toro® Procore® series 648 aerifier.

# 3/8" Mount Quad Tines

## Magnum Quad Tines

Premium

DILLENNIUM®

INFINITY®  
Premium

INFINITY®  
DILLENNIUM®

IMPERIAL TIP®

Part Number	JRM Description	Length	Mount Dia.	I.D.	Tapered O.D.	Wall
1QT500101	1/2" Premium Magnum Quad Tine (with Toro® Shank)	4.5"	3/8"	.400"	.550"	.072"
1QT500501	1/2" DILLENNIUM® Magnum QuadTine (with Toro® Shank)	4.625"	3/8"	.400"	.580"	.072"
1QT506501	1/2" IMPERIAL TIP® Magnum Quad Tine (with Toro® Shank)	4.625"	3/8"	.400"	.580"	.072"
1Q500101	1/2" Premium Magnum Quad Tine	4.5"	3/8"	.400"	.550"	.072"
1Q500501	1/2" DILLENNIUM® Magnum Quad Tine	4.625"	3/8"	.400"	.580"	.072"
1QT500103	1/2" Premium Magnum Quad Tine (with Toro® Shank)	5.5"	3/8"	.400"	.550"	.072"
1QT500503	1/2" DILLENNIUM® Magnum Quad Tine (with Toro® Shank)	5.625"	3/8"	.400"	.580"	.072"
1QT506503	1/2" IMPERIAL TIP® Magnum Quad Tine (with Toro® Shank)	5.625"	3/8"	.400"	.580"	.072"
1QT500183	1/2" INFINITY® Premium Magnum Quad Tine (with Toro® Shank)	5.5"	3/8"	.400"	.550"	.072"
1QT500583	1/2" INFINITY® DILLENNIUM® Magnum Quad Tine (with Toro® Shank)	5.625"	3/8"	.400"	.580"	.072"
1QT506583	1/2" INFINITY® IMPERIAL TIP® Magnum Quad Tine (with Toro® Shank)	5.625"	3/8"	.400"	.580"	.072"
1Q500103	1/2" Premium Magnum Quad Tine	5.5"	3/8"	.400"	.550"	.072"
1Q500503	1/2" DILLENNIUM® Magnum Quad Tine	5.625"	3/8"	.400"	.580"	.072"
1QT500112	1/2" Premium Magnum Quad Tine (with Toro® Shank)	6.5"	3/8"	.400"	.550"	.072"
1QT500512	1/2" DILLENNIUM® Magnum Quad Tine (with Toro® Shank)	6.625"	3/8"	.400"	.580"	.072"



1Q500503

## Magnum Quad Plus Tines

Part Number	JRM Description	Length	Mount Dia.	I.D.	Tapered O.D.	Wall
1QT575103	Premium Magnum Quad Plus Tine (with Toro® Shank)	4.5"	3/8"	.470"	.605"	.063"
1QT575503	DILLENNIUM® Magnum Quad Plus Tine (with Toro® Shank)	4.625"	3/8"	.465"	.600"	.063"
1QT575108	Premium Magnum Quad Plus Tine (with Toro® Shank)	5.30"	3/8"	.470"	.605"	.063"
1QT575508	DILLENNIUM® Magnum Quad Plus Tine (with Toro® Shank)	5.45"	3/8"	.465"	.600"	.063"
1QT575104	Premium Magnum Quad Plus Tine (with Toro® Shank)	6"	3/8"	.470"	.605"	.063"
1QT575504	DILLENNIUM® Magnum Quad Plus Tine (with Toro® Shank)	6.125"	3/8"	.465"	.600"	.063"
1QT625103	5/8" Premium Magnum Quad Plus Tine (with Toro® Shank)	4.5"	3/8"	.500"	.630"	.063"
1QT625503	5/8" DILLENNIUM® Magnum Quad Plus Tine (with Toro® Shank)	4.625"	3/8"	.510"	.665"	.063"
1QT625104	5/8" Premium Magnum Quad Plus Tine (with Toro® Shank)	5.5"	3/8"	.500"	.630"	.063"
1QT625504	5/8" DILLENNIUM® Magnum Quad Plus Tine (with Toro® Shank)	5.625"	3/8"	.510"	.665"	.063"
1QT625184	5/8" INFINITY® Premium Magnum Quad Plus Tine (with Toro® Shank)	5.5"	3/8"	.500"	.630"	.063"
1QT625584	5/8" INFINITY® DILLENNIUM® Magnum Quad Plus Tine (with Toro® Shank)	5.625"	3/8"	.510"	.665"	.063"
1QT625105	5/8" Premium Magnum Quad Plus Tine (with Toro® Shank)	6"	3/8"	.500"	.630"	.063"
1QT625505	5/8" DILLENNIUM® Magnum Quad Plus Tine (with Toro® Shank)	6.125"	3/8"	.510"	.665"	.063"
1QT625185	5/8" INFINITY® Premium Magnum Quad Plus Tine (with Toro® Shank)	6"	3/8"	.500"	.630"	.063"
1QT625585	5/8" INFINITY® DILLENNIUM® Magnum Quad Plus Tine (with Toro® Shank)	6.125"	3/8"	.510"	.665"	.063"



1QT625584



# 1/2" & 7/8" MOUNT QUAD, CORING & ECONOMY TINES

## 1/2" Mount Quad Tines

 Premium  DILLENNIUM®

Part Number	JRM Description	Length	Mount Diameter	I.D.	O.D.	Wall
1Q250106	1/4" Premium Standard Quad Tine	4.5"	1/2"	.250"	.385"	.065"
1Q375102	3/8" Premium Super Quad Tine	4.5"	1/2"	.335"	.485"	.072"
1Q500102	1/2" Premium Magnum Quad Tine	4.5"	1/2"	.400"	.550"	.072"
1Q500502	1/2" DILLENNIUM® Magnum Quad Tine	4.625"	1/2"	.400"	.580"	.072"
1Q575107	Premium Magnum Quad Plus Tine	5"	1/2"	.470"	.605"	.063"
1Q575507	DILLENNIUM® Magnum Quad Plus Tine	5"	1/2"	.465"	.610"	.063"

Tines were designed for use on Greens.  
Warranty void for use on Tee Boxes and Fairways.



1Q500102



1Q500502

## 7/8" Mount Conventional & Economy Tines

Part Number	JRM Description	Length	Mount Diameter	I.D.	O.D.	Wall
1T750501	3/4" DILLENNIUM® top-eject	5.25"	7/8"	.535"	.760"	.095"
1TS750501	3/4" DILLENNIUM® side-eject	5.25"	7/8"	.535"	.760"	.095"
1D750101	3/4" Premium top-eject	6"	7/8"	.570"	.765"	.095"
1DS750101	3/4" Premium side-eject	6"	7/8"	.570"	.765"	.095"
1DS750501	3/4" DILLENNIUM® side-eject	6.25"	7/8"	.535"	.760"	.095"
1ES875102	7/8" JRM Economy Rolled Tine side-eject	5.5"	7/8"	.620"	.900"	.134"



1ES875102



1ES875102

## JRM Economy Tines

Part Number	JRM Description	Length	Mount Diameter	I.D.	O.D.	Wall
1E375101	3/8" JRM Economy Top-eject Tine	4.5"	3/4"	.350"	.465"	.055"
1E500104 (JD #TCU17450)	1/2" JRM Economy Top-eject Tine	6"	3/4"	.445"	.560"	.055"
1E625104 (JD #TCU17451)	5/8" JRM Economy Top-eject Tine	6"	3/4"	.545"	.665"	.055"
1ES750101	3/4" JRM Economy Side-eject Rolled Tine	5.5"	3/4"	.620"	.900"	.134"
1ES875102	7/8" JRM Economy Side-eject Rolled Tine	5.5"	7/8"	.620"	.900"	.134"



1E500104



1E375101

# 3/4" MOUNT CONVENTIONAL CORING TINES

## Replacement parts for Toro® & John Deere®



Premium



DILLENNIUM®



INFINITY®  
Premium



INFINITY®  
DILLENNIUM®



IMPERIAL TIP®

Part Number	JRM Description	Length	Mount Dia.	I.D.	Tapered O.D.	Wall
1E375101	3/8" Economy top-eject	4.5"	3/4"	.350"	.465"	.055"
1Q375104	3/8" Premium Quad Tine	4.5"	3/4"	.335"	.485"	.072"
1TS375501	3/8" DILLENNIUM® side-eject	5"	3/4"	.270"	.425"	.072"
1TS375581	3/8" INFINITY® DILLENNIUM® side-eject	5"	3/4"	.270"	.425"	.072"
1DS375101	3/8" Premium side-eject	5.5"	3/4"	.285"	.450"	.072"
1DS375501	3/8" DILLENNIUM® side-eject	5.75"	3/4"	.270"	.425"	.072"
1TS500501	1/2" DILLENNIUM® side-eject	5"	3/4"	.400"	.580"	.072"
1TS506501	1/2" IMPERIAL TIP® side-eject	5"	3/4"	.400"	.580"	.072"
1D500101	1/2" Premium top-eject	5.5"	3/4"	.400"	.570"	.072"
1D500501	1/2" DILLENNIUM® top-eject	5.75"	3/4"	.400"	.580"	.072"
1DS500101	1/2" Premium side-eject	5.5"	3/4"	.400"	.570"	.072"
1DS500501	1/2" DILLENNIUM® side-eject	5.75"	3/4"	.400"	.580"	.072"
1DS506501	1/2" IMPERIAL TIP® side-eject	5.75"	3/4"	.400"	.580"	.072"
1Q500111	1/2" Premium Magnum Quad Tine	5.5"	3/4"	.400"	.550"	.072"
1Q500511	1/2" DILLENNIUM® Magnum Quad Tine	5.625"	3/4"	.400"	.580"	.072"
1DS500552	1/2" Heavy-Duty DILLENNIUM® side-eject	5.75"	3/4"	.350"	.545"	.072"
1E500104	1/2" JRM Economy top-eject	6"	3/4"	.445"	.560"	.055"
1D500105	1/2" Premium top-eject	6"	3/4"	.400"	.570"	.072"
1DS500105	1/2" Premium side-eject	6"	3/4"	.400"	.570"	.072"
1DS500505	1/2" DILLENNIUM® side-eject	6.25"	3/4"	.400"	.580"	.072"
1DS500185	1/2" INFINITY® Premium side-eject	6"	3/4"	.400"	.570"	.072"
1DS500585	1/2" INFINITY® DILLENNIUM® side-eject	6.25"	3/4"	.400"	.580"	.072"
1DS500556	1/2" Heavy-Duty DILLENNIUM® side-eject	6.25"	3/4"	.350"	.545"	.072"
1DS625503	5/8" DILLENNIUM® side-eject	4.5"	3/4"	.480"	.640"	.072"
1T625101	5/8" Premium top-eject	4.75"	3/4"	.490"	.645"	.072"
1T625501	5/8" DILLENNIUM® top-eject	5"	3/4"	.480"	.640"	.072"
1TS625501	5/8" DILLENNIUM® side-eject	5"	3/4"	.480"	.640"	.072"
1D625101	5/8" Premium top-eject	5.5"	3/4"	.490"	.645"	.072"
1D625501	5/8" DILLENNIUM® top-eject	5.75"	3/4"	.480"	.640"	.072"
1DS625101	5/8" Premium side-eject	5.5"	3/4"	.490"	.645"	.072"
1DS625501	5/8" DILLENNIUM® side-eject	5.75"	3/4"	.480"	.640"	.072"
1DS625181	5/8" INFINITY® Premium side-eject	5.5"	3/4"	.490"	.645"	.072"
1DS625581	5/8" INFINITY® DILLENNIUM® side-eject	5.75"	3/4"	.480"	.640"	.072"
1Q625101	5/8" Premium Magnum Quad Plus Tine	5.5"	3/4"	.500"	.630"	.063"
1Q625501	5/8" DILLENNIUM® Magnum Quad Plus Tine	5.5"	3/4"	.510"	.665"	.072"
1E625104	5/8" JRM Economy top-eject	6"	3/4"	.545"	.665"	.055"
1D625105	5/8" Premium top-eject	6"	3/4"	.490"	.645"	.072"
1D625505	5/8" DILLENNIUM® top-eject	6.25"	3/4"	.480"	.640"	.072"
1DS625105	5/8" Premium side-eject	6"	3/4"	.490"	.645"	.072"
1DS625505	5/8" DILLENNIUM® side-eject	6.25"	3/4"	.480"	.640"	.072"
1DS625185	5/8" INFINITY® Premium side-eject	6"	3/4"	.490"	.645"	.072"
1DS625585	5/8" INFINITY® DILLENNIUM® side-eject	6.25"	3/4"	.480"	.640"	.072"
1TS625106	5/8" Premium side-eject	6.25"	3/4"	.490"	.645"	.072"
1TS625506	5/8" DILLENNIUM® side-eject	6.50"	3/4"	.480"	.640"	.072"
1Q625102	5/8" Premium Magnum Quad Plus Tine	6.5"	3/4"	.500"	.630"	.063"
1Q625502	5/8" DILLENNIUM® Magnum Quad Plus™ Tine	6.625"	3/4"	.510"	.665"	.063"
1ES750101	3/4" JRM Economy Rolled Tine side-eject	5.5"	3/4"	.620"	.900"	.134"

Tines were designed for use on Greens. Warranty  
void for use on Tee Boxes and Fairways.

TORO® is a registered trademark of The  
Toro Company, Bloomington, MN 55420

John Deere® is a registered trademark of  
John Deere Co., Research Triangle Park, NC 27709



# CONVENTIONAL SOLID TINES



Premium



INFINITY®  
Premium

## Conventional Solid Tines

Tines were designed for use on Greens.  
Warranty void for use on Tee Boxes and Fairways.

Part Number	JRM Description	Length	Mount Diameter	O.D.
2A625101	5/8" Solid Aerivator tine	4.625"	Threaded	.640"
2DT200104	.200" Needle Tine for Toro® ProCore 648	6.125"	.200"	.200"
2DT250104	.250" Needle Tine for Toro® ProCore 648	6.125"	.250"	.250"
2T200101	3/16" Solid Hook tine	6.5"	5mm hook	.200"
2T312101	5/16" Solid Hook tine	7.5"	8mm hook	.312"
2R125103	1/8" Solid tine	4.5"	1/2"	.200"
2R250105	1/4" Solid tine	5"	1/2"	.250"
2D375105	3/8" Solid tine	5"	1/2"	.375"
2T125103	1/8" Solid tine	4.5"	3/8"	.200"
2T125183	1/8" INFINITY® Solid tine	4.5"	3/8"	.200"
2T125105	1/8" Solid tine	5.25"	3/8"	.200"
2T125104	1/8" Solid tine	6"	3/8"	.200"
2T125184	1/8" INFINITY® Solid tine	6"	3/8"	.200"
2T250105	1/4" Solid tine	4.25"	3/8"	.250"
2T250106	1/4" Solid tine	5"	3/8"	.250"
2T250186	1/4" INFINITY® Solid tine	5"	3/8"	.250"
2T250107	1/4" Solid tine	6.125"	3/8"	.250"
2T250187	1/4" INFINITY® Solid tine	6.125"	3/8"	.250"
2T250109	1/4" Solid tine	6.5"	3/8"	.250"
2T250189	1/4" INFINITY® Solid tine	6.5"	3/8"	.250"
2D375104 (JD #TCU17346)	3/8" Solid tine	5"	3/8"	.375"
2D375184 (JD #TCU17346)	3/8" INFINITY® Solid tine	5"	3/8"	.375"
2D375106	3/8" Solid tine	6"	3/8"	.375"
2D375186	3/8" INFINITY® Solid tine	6"	3/8"	.375"
2D375107	3/8" Solid tine	7"	3/8"	.375"
2T500103	1/2" Solid tine	6"	3/8"	.500"
2T500183	1/2" INFINITY® Solid tine	6"	3/8"	.500"
2T625104	5/8" Solid tine	6"	3/8"	.625"
2T625184	5/8" INFINITY® Solid tine	6"	3/8"	.625"
2T250104	1/4" Solid tine	4.25"	3/4"	.250"
2R250106	1/4" Solid tine	5"	3/4"	.250"
2R250186	1/4" INFINITY® Solid tine	5"	3/4"	.250"
2T250108	1/4" Solid tine	6.5"	3/4"	.250"
2T250188	1/4" INFINITY® Solid tine	6.5"	3/4"	.250"
2T375102	3/8" Solid tine	5"	3/4"	.375"
2T375103	3/8" Solid tine	6"	3/4"	.375"
2T375183	3/8" INFINITY® Solid tine	6"	3/4"	.375"
2T375107	3/8" Solid tine	7"	3/4"	.375"
2T500102	1/2" Solid tine	5"	3/4"	.500"
2T500182	1/2" INFINITY® Solid tine	5"	3/4"	.500"
2T500104	1/2" Solid tine	7"	3/4"	.500"
2T500184	1/2" INFINITY® Solid tine	7"	3/4"	.500"
2T625102	5/8" Solid tine	5"	3/4"	.625"
2D625102	5/8" Solid tine	7"	3/4"	.625"
2D625182	5/8" INFINITY® Solid tine	7"	3/4"	.625"
2T750102	3/4" Solid tine	5"	3/4"	.750"
2D750102	3/4" Solid tine	7"	3/4"	.750"
2D750182	3/4" INFINITY® Solid tine	7"	3/4"	.750"
2T750104	3/4" Solid tine	5"	7/8"	.750"
2T750103	3/4" Solid tine	7"	7/8"	.750"
2T875102	7/8" Solid tine	5"	7/8"	.875"
2T875103	7/8" Solid tine	7"	7/8"	.875"



2T312101



2T125183



2T500183

# VENTING TINES

## IT'S ALWAYS A GOOD TIME TO VENT

When it comes to your course's greens, there is no better time to vent than the summer. As the temperatures rise and the rainfall decreases, the amount of golfers who come to play on finely manicured greens increases during the summer months. Our line of venting tines will help greens breathe, allowing your grass to stay healthy through the summer. The slicing aeration technique (using Bayonet™/CROSSTINES® to create lots of narrow slits in the green) is particularly useful in the summer and during periods of stress when aerification would be problematic.

The chief benefit of a venting tine is that the hole will stay open for an extremely long period of time. It is most useful for times when one wishes to aggressively aerify for a long-term benefit with reduced trauma to the greens. The Bayonet™ tine in particular is so benign that it is frequently used mid-season and does not interfere with the playability of the course.

The JRM CROSSTINES® and Bayonet™ tines sever the small fibrous roots instead of separating them. This severing action causes the plant hormone Auxin to be released that causes root branching even in times of stress. Root branching enhances root density and contributes to a stronger and healthier root mass. Our CROSSTINES® are frequently credited with saving greens in times of stress.



Aerivator

2A625101



2B750123



2T125104



2X500508



2T750103



2X500108



2WB750146



2T250107

# BAYONET™, Crosstines® , & SuperCross™ Tines

## Benefits of a Bayonet™ Tine:

- Very minimal playability concerns and little effect on ball roll
- The hole can stay open 2-3 weeks for maximum oxygen exchange
- Very effective tool in heavy rain and extreme heat conditions
- Bayonets sever the roots leading to a thicker root mass
- Rotate tines 180 degrees every 6-9 holes for even wear
- 7" bayonets work perfectly on the Toro® ProCore 648. Set your depth and get extended use from the tine.

### Bayonet™ Tines

Premium

DILLENNIUM®

INFINITY® Premium



2B750123

Part Number	JRM Description	Length	Mount Diameter	Blade Width	Thickness
2BT625101	5/8" rib Premium Bayonet™ (with Toro® shank)	5.50"	3/8"	.625"	.190"
2B750137	3/4" rib Premium Bayonet™	6"	3/8"	.750"	.190"
2BT750137	3/4" rib Premium Bayonet™ (with Toro® shank)	6"	3/8"	.750"	.190"
2BT750837	3/4" rib INFINITY® Bayonet™ (with Toro® shank)	6"	3/8"	.750"	.190"
2B750127	3/4" rib Premium Bayonet™	7"	3/8"	.750"	.190"
2B750827	3/4" rib INFINITY® Bayonet™	7"	3/8"	.750"	.190"
2B750113	3/4" rib Premium Bayonet™	4.75"	3/4"	.750"	.190"
2B750813	3/4" rib INFINITY® Bayonet™	4.75"	3/4"	.750"	.190"
2B750138	3/4" rib Premium Bayonet™	6"	3/4"	.750"	.190"
2B750123 (JD #TCU17352)	3/4" rib Premium Bayonet™	7"	3/4"	.750"	.190"
2B750823 (JD #TCU17352)	3/4" rib INFINITY® Bayonet™	7"	3/4"	.750"	.190"
2B750145	3/4" rib Premium Bayonet™	9.5"	12mm	.750"	.190"
2WB750146	3/4" rib Premium Bayonet™ for Wiedenmann®	9.5"	12mm dimple	.750"	.190"
2B750157	3/4" rib Premium Bayonet™	11"	18mm	.750"	.190"



2B750813



2X500108

### CROSSTINES®

Part Number	JRM Description	Length	Mount Diameter	Width
2X375100	3/8" rib Premium CROSSTINE®	6"	3/8"	.375"
2X500109 (JD #TCU17349)	1/2" rib Premium CROSSTINE®	5.5"	3/8"	.500"
2X500509 (JD #TCU17350)	1/2" rib DILLENNIUM® CROSSTINE®	5.5"	3/8"	.500"
2X500108	1/2" rib Premium CROSSTINE®	5.5"	3/4"	.500"
2X500508	1/2" rib DILLENNIUM® CROSSTINE®	5.5"	3/4"	.500"



2X750102

### SuperCross™ Tines

Part Number	JRM Description	Length	Mount Diameter	Width
2X750102 (JD #TCU17351)	3/4" rib Premium SuperCross™	5.88"	3/4"	.750"
2X750101	3/4" rib Premium SuperCross™	5.88"	7/8"	.750"



# Greenbay Tines & Closed Spoon Tines




Part Number	JRM Description	Length	Mount. Dia.	I.D.	Tapered O.D.	Wall
1RG812102 (John Deere® TCU17456)	13/16" Premium side-eject Greenbay Tine	6"	3/4"	.500"	.720"	.105"
1RG812502 (John Deere® TCU17457)	13/16" DILLENNIUM® side-eject Greenbay Tine	6"	3/4"	.490"	.730"	.105"
1RG875102 (John Deere® TCU17342)	7/8" Premium side-eject Greenbay Tine	6"	3/4"	.575"	.770"	.095"
1RG875502	7/8" DILLENNIUM® side-eject Greenbay Tine	6"	3/4"	.535"	.765"	.095"
1RS875105	7/8" Heavy-Duty Premium side-eject Greenbay Tine	6"	3/4"	.600"	.930"	.156"
1RS875505	7/8" Heavy-Duty DILLENNIUM® side-eject Greenbay Tine	6"	3/4"	.590"	.900"	.156"
1RS875102 (John Deere® TCU17331)	7/8" Premium side-eject Greenbay Tine	5.55"	7/8"	.600"	.855"	.120"
1RS875502 (John Deere® TCU17332)	7/8" DILLENNIUM® side-eject Greenbay Tine	5.55"	7/8"	.590"	.850"	.120"
1RS875104	7/8" Heavy-Duty Premium side-eject Greenbay Tine	6"	7/8"	.600"	.930"	.156"
1RS875504	7/8" Heavy-Duty DILLENNIUM® side-eject Greenbay Tine	6"	7/8"	.590"	.900"	.156"



Zack Stephens  
@DesertTurfSuper

Green Bay tines from JRM for the win! After 45 acres of fairways, here is a comparison of the tines used for all 45 acres vs. new. Money is well spent when you have zero downtime due to tine changing. Thanks [@vegasguy702](#) and [@JRMturfProducts](#).



1RS875102



1RG812502



1N100103



1N750102

## Closed Spoon Tines

Part Number	JRM Description	Total Length	Replacement Description
1N100103	JRM Closed Spoon 1" split, two-hole mount	8.5"	Hahn-Westpoint® .9" and similar {H-W3556}
1N750102	JRM Closed Spoon 3/4" split, one-hole mount	7.5"	Ryan Renovaire-Tracaire® .9" and similar

# Fairway Side-Eject Tines



Premium



DILLENNIUM®

## FAIRWAY SIDE-EJECT TINES

\* Roll pins are included with all replacement tubes.

Part Number	JRM Description	Length Full/Tube	Mount Diameter	I.D.	O.D.	Wall
1FS625101	5/8" Premium with Mustang® shank	7.19"/6"	12mm	.400"	.625"	.072"
1FS625501	5/8" DILLENNIUM® with Mustang® shank	7.44"/6"	12mm	.395"	.625"	.072"
1FS625102	5/8" Premium with Fixed Mustang® shank	7.17"/6"	12mm	.390"	.625"	.072"
1FS625502	5/8" DILLENNIUM® with Fixed Mustang® Shank	7.42"/6"	12mm	.390"	.625"	.072"
1FS625103	5/8" Premium Fixed Shank	8.15"/7"	12mm	.390"	.625"	.072"
1FS625503	5/8" DILLENNIUM® Fixed Shank	8.40"/7.20"	12mm	.395"	.625"	.072"
1FS750502	3/4" DILLENNIUM® with Fixed Mustang® shank	6.92"/5.75"	12mm	.480"	.750"	.072"
1FS812103	13/16" Premium with VERTI-DRAIN® shank	7.33"/6"	12mm	.500"	.812"	.105"
1FS812503	13/16" DILLENNIUM® with VERTI-DRAIN® shank	7.33"/6"	12mm	.490"	.812"	.105"
1FS812105	13/16" Premium with Mustang® shank	7.17"/6"	12mm	.500"	.812"	.105"
1FS812504	13/16" DILLENNIUM® with Soil Reliever® Shank	8.25"/6"	12mm	.490"	.812"	.105"
1FS100103	1" Premium with VERTI-DRAIN® shank	7.33"/6"	12mm	.595"	1"	.120"
1FS100503	1" DILLENNIUM® with VERTI-DRAIN® shank	7.33"/6"	12mm	.590"	1"	.120"
1FS100104	1" Premium with Soil Reliever® shank	8.25"/6"	12mm	.595"	1"	.120"
1FS100504	1" DILLENNIUM® with Soil Reliever® shank	8.25"/6"	12mm	.590"	1"	.120"
1FS100105	1" Premium with Mustang® shank	7.17"/6"	12mm	.595"	1"	.120"
1FS812106	13/16" Premium with VERTI-DRAIN® Shank	7.77"/6"	18mm	.500"	.812"	.105"
1FS812107	13/16" Premium with Soil Reliever® Shank	8.25"/6"	18mm	.500"	.812"	.105"
1FS812507	13/16" DILLENNIUM® with Soil Reliever® Shank	8.25"/6"	18mm	.490"	.812"	.105"
1FS125107	1 1/4" Premium with Soil Reliever® shank	8.25"/6"	18mm	.800"	1.25"	.135"
1FS125507	1 1/4" DILLENNIUM® with Soil Reliever® Shank	8.25"/6"	18mm	.800"	1.25"	.135"
1FS812101	13/16" Premium for Conventional Aerifiers	6.75"/6"	3/4"	.500"	.812"	.105"
1FS812501	13/16" DILLENNIUM® for Conventional Aerifiers	6.75"/6"	3/4"	.490"	.812"	.105"
1FS100101	1" Premium for Conventional Aerifiers	6.75"/6"	3/4"	.595"	1"	.120"
1FS100501	1" DILLENNIUM® for Conventional Aerifiers	6.75"/6"	3/4"	.590"	1"	.120"
1FS112101	1 1/8" Premium for Conventional Aerifiers	6.75"/6"	3/4"	.735"	1.125"	.135"
1FS125101	1 1/4" Premium for Conventional Aerifiers	6.75"/6"	3/4"	.800"	1.25"	.135"
1FS125501	1 1/4" DILLENNIUM® for Conventional Aerifiers	6.75"/6"	3/4"	.800"	1.25"	.135"
1FS812102	13/16" Premium for Conventional Aerifiers	6.75"/6"	7/8"	.500"	.812"	.105"
1FS812502	13/16" DILLENNIUM® for Conventional Aerifiers	6.75"/6"	7/8"	.490"	.812"	.105"
1FS100102	1" Premium for Conventional Aerifiers	6.75"/6"	7/8"	.595"	1"	.120"
1FS100502	1" DILLENNIUM® for Conventional Aerifiers	6.75"/6"	7/8"	.590"	1"	.120"
1FS112102	1 1/8" Premium for Conventional Aerifiers	6.75"/6"	7/8"	.735"	1.125"	.135"
1FS125102	1 1/4" Premium for Conventional Aerifiers	6.75"/6"	7/8"	.800"	1.25"	.135"
3FS625101	5/8" Premium Replacement Tube	6"	12mm	.400"	.625"	.072"
3FS625501	5/8" DILLENNIUM® Replacement Tube	6"	12mm	.395"	.625"	.072"
3FS812100	13/16" Premium Replacement Tube	6"	12mm, 18mm	.500"	.812"	.105"
3FS812500	13/16" DILLENNIUM® Replacement Tube	6"	12mm, 18mm	.490"	.812"	.105"
3FS100100	1" Premium Replacement Tube	6"	12mm, 18mm, 3/4", 7/8"	.595"	1"	.120"
3FS100500	1" DILLENNIUM® Replacement Tube	6"	12mm, 18mm, 3/4", 7/8"	.590"	1"	.120"
3FS112100	1 1/8" Premium Replacement Tube	6"	18mm, 3/4", 7/8"	.735"	1.125"	.135"
3FS125100	1 1/4" Premium Replacement Tube	6"	18mm, 3/4", 7/8"	.800"	1.25"	.135"
3FS125500	1 1/4" DILLENNIUM® Replacement Tube	6"	18mm, 3/4", 7/8"	.800"	1.25"	.135"

Shanks are available for all non-fixed shank Fairway Tines. Contact our Customer Service Department for the correct shank.

Roll Pins are available for all Fairway shanks. Contact our Customer Service Department for the correct roll pin.



1FS100503



3FS812500

# Deep Tines Info

All JRM deep tines are made from the finest steel available and to exacting standards. The DILLENNIUM® deep tine is an excellent option in many situations and can save you both time and money. A DILLENNIUM® tine should be chosen for ground that is aerified on a regular basis, or greens and fairways that have little or no rock. If one is likely to bend or break a large number of deep tines (greater than 30%), then the JRM Premium deep tine will be the better option.

**Deep tines have many uses**—Deep tine aeration is not restricted to the golf course. Many landscapers, service and/or sportfields contractors employ the use of a deep tine aerifier. A 13/16" or 1" solid coring tine and/or a 1/2" or 3/4" solid deep tine is extremely popular on baseball and football fields as well as horse racing tracks.

**Deep tine machines**—JRM offers a full line of deep tine options for VERTIDRAIN®, Soil Reliever®, and Wiedenmann®. The different lines are broken down separately in the catalog. When choosing a Wiedenmann® tine, first determine whether you need a dimpled mount, or a screw mount. Our screw mounts are described as a 1:10 and 1:4 conical screw mount.

**Metric sizing**—Most deep tines have metric sizing for the shank diameter as all the deep tine manufacturers originate outside the United States. The two most popular shank options are the 12mm (.472"), considered a 1/2" equivalent, and the 18mm (.708"), considered a 3/4" equivalent.

**Replacement tubes**—To save money, a majority of our line features a removable shank and roll pin option. Once you order the full part and finish your initial aerification, you can pop out the roll pin, pull out the shank and order one of our replacement tubes. Roll pins come with every replacement tube.





# VERTI-DRAIN® Deep Tines

## DEEP TINES for VERTI-DRAIN®


Premium

DILLENNIUM®

Fits VERTI-DRAIN® Only • Tines complete, includes shank, roll pin and tube

Part Number	JRM Description	Length Full/Tube	Mount Diameter	I.D.	O.D.	Wall
1DT375101	3/8" Premium fixed shank	6"/5"	8mm	.250"	.440"	.060"
1DT375501	3/8" DILLENNIUM® fixed shank	6.20"/5.20"	8mm	.250"	.440"	.060"
1DT375102	3/8" Premium	6"/5"	12mm	.250"	.440"	.060"
1DT500102	1/2" Premium	5.625"/4.625"	12mm	.335"	.550"	.072"
1DT625103	5/8" Premium	8.17"/7"	12mm	.400"	.625"	.072"
1DT625503	5/8" DILLENNIUM®	8.40"/7.25"	12mm	.350"	.625"	.072"
1DT625105	5/8" Premium fixed shank	8.17"/7"	12mm	.400"	.625"	.072"
1DT625505	5/8" DILLENNIUM® fixed shank	8.40"/7.25"	12mm	.350"	.625"	.072"
1DT750101	3/4" Premium	9.30"/8"	12mm	.450"	.750"	.095"
1DT750106	3/4" Premium	11.375"/10"	12mm	.450"	.750"	.095"
1DT750506	3/4" DILLENNIUM®	11.5"/10.25"	12mm	.440"	.750"	.095"
1DT812111	13/16" Premium	9.3"/8"	12mm	.510"	.812"	.105"
1DT812511	13/16" DILLENNIUM®	9.55"/8.25"	12mm	.490"	.812"	.105"
1DT812103	13/16" Premium	11.375"/10"	12mm	.510"	.812"	.105"
1DT812503	13/16" DILLENNIUM®	11.5"/10.25"	12mm	.490"	.812"	.105"
1DT812105	13/16" Premium	13.375"/12"	12mm	.510"	.812"	.105"
1DT812505	13/16" DILLENNIUM®	13.5"/12.25"	12mm	.490"	.812"	.105"
1DT750102	3/4" Premium	9.77"/8"	18mm	.450"	.750"	.095"
1DT750105	3/4" Premium	11.75"/10"	18mm	.450"	.750"	.095"
1DT750505	3/4" DILLENNIUM®	12"/10.25"	18mm	.440"	.750"	.095"
1DT812110	13/16" Premium	9.77"/8"	18mm	.510"	.812"	.105"
1DT812510	13/16" DILLENNIUM®	10"/8.25"	18mm	.490"	.812"	.105"
1DT812102	13/16" Premium	11.75"/10"	18mm	.510"	.812"	.105"
1DT100101	1" Premium	9.75"/8"	18mm	.625"	1"	.120"
1DT100501	1" DILLENNIUM®	9.75"/8"	18mm	.490"	1"	.120"
1DT100104	1" Premium	10.75"/9"	18mm	.625"	1"	.120"
1DT100105	1" Premium	11.75"/10"	18mm	.625"	1"	.120"
1DT100505	1" DILLENNIUM®	12"/10.25"	18mm	.590"	1"	.120"
1DT112104	1 1/8" Premium	11.75"/10"	18mm	.750"	1.125"	.120"
1DT125104	1 1/4" Premium	14.40"/12"	18mm	.812"	1.25"	.135"
1DT125504	1 1/4" DILLENNIUM®	14.72"/12.25"	18mm	.800"	1.25"	.135"

Shanks and tubes are available for all non-fixed shank Deep Tines. Contact our Customer Service Department for the correct shank and tube part number.



# Soil Reliever® Deep Tines/Replacement Tubes

Premium

DILLENNIUM®

## Deep Tines for Soil Reliever®

*Fits Soil Reliever® Only • Tines complete, includes shank, roll pin, and tube*

Part Number	JRM Description	Length Full/Tube	Mount Diameter	I.D.	O.D.	Wall
1DT625104	5/8" Premium	9"/7"	12mm	.400"	.625"	.072"
1DT625504	5/8" DILLENNIUM®	9.25"/7.25"	12mm	.350"	.625"	.072"
1DT625106	5/8" Premium fixed shank	9"/7"	12mm	.400"	.625"	.072"
1DT625506	5/8" DILLENNIUM® fixed shank	9.25"/7.25"	12mm	.350"	.625"	.072"
1DT750107	3/4" Premium	12"/10"	12mm	.450"	.750"	.095"
1DT750507	3/4" DILLENNIUM®	12.25"/10.25"	12mm	.440"	.750"	.095"
1DT812112	13/16" Premium	10"/8"	12mm	.510"	.812"	.105"
1DT812512	13/16" DILLENNIUM®	10.25"/8.25"	12mm	.490"	.812"	.120"
1DT812104	13/16" Premium	12"/10"	12mm	.510"	.812"	.105"
1DT812504	13/16" DILLENNIUM®	12.25"/10.25"	12mm	.490"	.812"	.105"
1DT750108	3/4" Premium	12"/10"	18mm	.450"	.750"	.095"
1DT812106	13/16" Premium	12"/10"	18mm	.510"	.812"	.105"
1DT812506	13/16" DILLENNIUM®	12.25"/10.25"	18mm	.490"	.812"	.105"
1DT100109	1" Heavy-duty	12"/10"	18mm	.550"	1"	.188"
1DT100107	1" Premium	12"/10"	18mm	.625"	1"	.120"
1DT100507	1" DILLENNIUM®	12.25"/10.25"	18mm	.590"	1"	.120"
1DT112185	1 1/8" Heavy-duty	12"/10"	18mm	.715"	1.125"	.188"
1DT112105	1 1/8" Premium	12"/10"	18mm	.750"	1.125"	.135"
1DT125102	1 1/4" Premium	12"/10"	18mm	.812"	1.25"	.135"
1DT125502	1 1/4" DILLENNIUM®	12.25"/10.25"	18mm	.800"	1.25"	.135"
1DT125104	1 1/4" Premium	14"/12"	18mm	.812"	1.25"	.135"
1DT125504	1 1/4" DILLENNIUM®	14.25"/12.25"	18mm	.800"	1.25"	.135"

Shanks are available for all non-fixed shank Fairway Tines. Contact our Customer Service Department for the correct shank.

Roll Pins are available for all Fairway shanks. Contact our Customer Service Department for the correct roll pin

## Replacement Tubes for Deep Tines

*For Soil Reliever®-SR, VERTI-DRAIN®-VD, and Wiedenmann®-W  
Replacement tubes-tubes only, includes roll pin*

Part Number	JRM Description	Tube Length	Mount Diameter	Replacement Description
3DT625103	5/8" Premium replacement tube	7"	12mm	SR, VD, W
3DT625503	5/8" DILLENNIUM® replacement tube	7.25"	12mm	SR, VD, W
3DT750101	3/4" Premium replacement tube	8"	12mm, 18mm	SR, VD, W
3DT750104	3/4" Premium replacement tube	9"	12mm, 18mm	SR, VD, W
3DT750105	3/4" Premium replacement tube	10"	12mm, 18mm	SR, VD
3DT750505	3/4" DILLENNIUM® replacement tube	10.25"	12mm, 18mm	SR, VD
3DT812101	13/16" Premium replacement tube	8"	12mm, 18mm	SR, VD, W
3DT812501	13/16" DILLENNIUM® replacement tube	8.25"	12mm, 18mm	SR, VD, W
3DT812100	13/16" Premium replacement tube	10"	12mm, 18mm	SR, VD, W
3DT812500	13/16" DILLENNIUM® replacement tube	10.25"	12mm, 18mm	SR, VD, W
3DT812110	13/16" Premium replacement tube	12"	12mm, 18mm	SR, VD, W
3DT812510	13/16" DILLENNIUM® replacement tube	12.25"	12mm, 18mm	SR, VD, W
3DT100104	1" Premium replacement tube	9"	18mm	VD, SR
3DT100109	1" Heavy-duty Deep Tine replacement tube for SR, VD	10"	18mm	SR, VD, W
3DT100105	1" Premium replacement tube	10"	18mm	SR, VD, W
3DT100501	1" DILLENNIUM® replacement tube	8.25"	18mm	SR, VD, W
3DT100505	1" DILLENNIUM® replacement tube	10.25"	18mm	SR, VD, W
3DT100101	1" Premium replacement tube	8"	18mm	SR, VD, W
3DT112104	1 1/8" Premium replacement tube	10"	18mm	SR, VD
3DT112188	1" Heavy-duty Deep Tine replacement tube for SR, VD	10"	18mm	SR, VD, W
3DT125100	1 1/4" Premium replacement tube	10"	18mm	SR, VD
3DT125500	1 1/4" DILLENNIUM® replacement tube	10.25"	18mm	SR, VD
3DT125106	1 1/4" Premium replacement tube	12"	18mm	SR, VD
3DT125506	1 1/4" DILLENNIUM® replacement tube	12.25"	18mm	SR, VD



1DT125504



3DT100505

# Wiedenmann® Deep Tines



Premium



DILLENNIUM®

Part Number	JRM Description	Length Full/Tube	Mount Diameter	I.D.	O.D.	Wall
1WT375101	3/8" Premium fixed shank	6"/4.82"	8mm dimple	.250"	.440"	.064"
1WT375102	3/8" Premium fixed shank	6.125"/4.82"	12mm dimple	.250"	.440"	.064"
1WT500102	1/2" Premium fixed shank	5.625"/4.315"	12mm dimple	.335"	.550"	.072"
1WT625102	5/8" Premium fixed shank	8.15"/7"	12mm dimple	.390"	.625"	.072"
1WT625502	5/8" DILLENNIUM® fixed shank	8.4"/7.25"	12mm dimple	.395"	.625"	.072"
1WT625103	5/8" Premium	8.3"/7"	12mm dimple	.400"	.625"	.072"
1WT625503	5/8" DILLENNIUM®	8.55"/7.25"	12mm dimple	.350"	.625"	.072"
1WT625107	5/8" Premium	11.3"/10"	12mm dimple	.400"	.625"	.072"
1WT812103	13/16" Premium	7.3"/6"	12mm dimple	.500"	.812"	.105"
1WT812503	13/16" DILLENNIUM®	7.3"/6"	12mm dimple	.490"	.812"	.105"
1WT812105	13/16" Premium	9.33"/8"	12mm dimple	.500"	.812"	.105"
1WT812505	13/16" DILLENNIUM®	9.58"/8.25"	12mm dimple	.490"	.812"	.105"
1WT812101	13/16" Premium	11.3"/10"	12mm dimple	.500"	.812"	.105"
1WT812501	13/16" DILLENNIUM®	11.58"/10.25"	12mm dimple	.490"	.812"	.105"
1WT100101	1" Premium	9.33"/8"	12mm dimple	.625"	1"	.120"
1WT812104	13/16" Premium	10.6"/8"	1:10 cone mount	.500"	.812"	.105"
1WT812504	13/16" DILLENNIUM®	10.85"/8.25"	1:10 cone mount	.490"	.812"	.105"
1WT812102	13/16" Premium	12.6"/10"	1:10 cone mount	.500"	.812"	.105"
1WT812502	13/16" DILLENNIUM®	12.85"/10.25"	1:10 cone mount	.490"	.812"	.105"
1WT100104	1" Premium	10.6"/8"	1:10 cone mount	.625"	1"	.120"
1WT100504	1" DILLENNIUM®	10.85"/8.25"	1:10 cone mount	.590"	1"	.120"
1WT100102	1" Premium	12.6"/10"	1:10 cone mount	.625"	1"	.120"
1WT100502	1" DILLENNIUM®	12.85"/10.25"	1:10 cone mount	.590"	1"	.120"
1WT112105	1 1/8" Premium Heavy-duty	12.6"/10"	1:10 cone mount	.660"	1.125"	.188"
1WT100103	1" Premium	12.3"/10"	1:4 cone mount	.625"	1"	.120"
1WT100503	1" DILLENNIUM®	12.55"/10.25"	1:4 cone mount	.590"	1"	.120"
2WT312102	5/16" Solid deep tine	7.88"/6"	8mm dimple	Solid	.312"	Solid
2WT312104	5/16" Solid deep tine	8.97"/7.87"	8mm dimple	Solid	.312"	Solid
2WT312105	5/16" Solid deep tine	11.35"/10.25	8mm dimple	Solid	.312"	Solid
2WT500101	1/2" Solid deep tine	9.61"/8"	12mm dimple	Solid	.472"	Solid
2WT500112	1/2" Solid deep tine	11.18"/9.5"	12mm dimple	Solid	.472"	Solid
2WT500102	1/2" Solid deep tine	12.16"/10.5"	12mm dimple	Solid	.472"	Solid
2WT500103	1/2" Solid deep tine	14.12"/12.5"	12mm dimple	Solid	.472"	Solid
2WT750107	3/4" Solid deep tine	12"/9.5"	1:4 cone mount	Solid	.750"	Solid
2WT750103	3/4" Solid deep tine	8.66"/6.5"	1:10 cone mount	Solid	.750"	Solid
2WT750102	3/4" Solid deep tine	10.85"/8.75"	1:10 cone mount	Solid	.750"	Solid
2WT750101	3/4" Solid deep tine	13.25"/11"	1:10 cone mount	Solid	.750"	Solid
2WT750108	3/4" Solid deep tine	15.05"/12.97"	1:10 cone mount	Solid	.750"	Solid
2WT100101	1" Solid deep tine	13.25"/11"	1:10 cone mount	Solid	1"	Solid
2WB750146	3/4" Premium Bayonet™ Tine	9.5"	12mm dimple	Solid	.750"	Solid

Shanks are available for all non-fixed shank Fairway Tines. Contact our Customer Service Department for the correct shank.

Roll Pins are available for all Fairway shanks. Contact our Customer Service Department for the correct roll pin

Cone/Conical Screw Mt.



1WT100102

Dimple Mt.



2WT500103



# Solid Deep Tines

## JRM's Newest Innovation in Turf Maintenance

JRM, Inc. has developed a solid deep tine that is proving extremely valuable in the field. In testing, these DILLENNIUM® tipped solid tines have lasted nearly 60 acres before switching them out--allowing you to aerify more than 18 holes of fairways and tees. The DILLENNIUM® tip will ensure a consistent hole depth throughout your aerification.

 Premium  DILLENNIUM®

## Solid DILLENNIUM® Fairway Tines

Part Number	Description	Length	Mount	OD
2D875501	7/8" DILLENNIUM® Solid Fairway Tine	6 3/4"	7/8"	.875"
2D875502	7/8" DILLENNIUM® Solid Fairway Tine	6 3/4"	3/4"	.875"



2D875502

## Solid Deep Tines

*For Soil Reliever® and VERTI-DRAIN® solid deep tines*

Part Number	JRM Description	Length Full/Working Depth	Shank Diameter	O.D.
2DT312102	5/16" Premium	7.934"/6"	8mm	.3125"
2DT312103	5/16" Premium	9.25"/8"	8mm	.3125"
2DT312105	5/16" Premium	11.75"/10"	8mm	.3125"
2DT312106	5/16" Premium	13.75"/12"	8mm	.3125"
2DT375101	3/8" Premium	11"/9"	8mm	.375"
2DT500102	1/2" Premium	8.16"/6"	12mm	.472"
2DT500104	1/2" Premium	10.25"/8"	12mm	.472"
2DT500105	1/2" Premium	12.6"/10"	12mm	.472"
2DT500106	1/2" Premium	14.6"/12"	12mm	.472"
2DT500107	1/2" Premium	16.6"/14"	12mm	.472"
2DT750104	3/4" Premium	10"/8"	18mm	.708"
2DT750105	3/4" Premium	12.875"/10"	18mm	.708"
2DT750106	3/4" Premium	14.875"/12"	18mm	.708"
2DT750107	3/4" Premium	16.6"/14"	18mm	.708"
2DT100103	1" Premium	18.7"/16"	24mm dimple	.945"



2DT500104



2DT312103

## Solid Bayonet™ Deep Tines

Part Number	JRM Description	Length	Mount Diameter	Blade Width	Thickness
2B750145	3/4" rib Premium Bayonet™	9.5"	12mm	.750"	.190"
2B750157	3/4" rib Premium Bayonet™	11"	18mm	.750"	.190"




2B750145

## Mounting Blocks



1B375102



1B750101

Part Number	JRM Description	Blocks Per Set
1B375102	.375" 10-Hole Quad Tine Block for Toro® Procore 648 (Gold Rust-Proof Coating)	Set=6 blocks
1B750101	.750" 4-hole conventional coring tine block for Toro® Procore 648 (Gold Rust-Proof Coating)	Set=6 blocks

All JRM Tine Holders are made of high-grade steel and machined. Most OEM blocks are cast.

## JRM Core Profiler Keychain



1CP250102

The JRM Core Profiler Keychain is a tool for Superintendents and Maintenance Technicians to test their soil profile.

Part Number	JRM Description
1CP250102	JRM Core Profiler Key Chain to test soil profile

## Rake Prongs

All of our Rake Prongs (also known as rake teeth) are designed specifically for the Toro® Sand Pro machine. The 9T375100 is a standard length rake prong (3.15"), and we also offer a shorter rake prong 9T375150 (2.65") for customers that have shallow liners in their sand traps.

JRM offers a circular rake prong (9T375500) designed to avoid catching the shallow liners in many sand traps. It also screws into the block, which allows you to control the depth of the rake prong when it enters the sand.



9T375500

Part Number	JRM Description	O.D.	I.D.	Machines
9T375100	JRM Rake Prong 3.15" long (27 per set)	3/8"	Solid	For Toro® Sand Pro
9T375150	JRM Rake Prong 2.65" long (27 per set)	3/8"	Solid	For Toro® Sand Pro
9T375175	JRM Rake Prong 2.10" long (27 per set)	3/8"	Solid	For Toro® Sand Pro
Part Number	JRM Description	Hole Diameter	Mount diameter	Length
9T375500	JRM Circular Rake Prong 4" long (27 per set)	1"	3/8" threaded	For Toro® Sand Pro

# Vertical-Cutting Blades

---

Verti-cutting is part of a comprehensive approach that uses a specially designed machine to thin, dethatch, and aerate for improved health and appearance. Equipped with vertically oriented blades, verti-cutters create shallow openings for optimum aeration with adjustable blade height and spacing to accommodate grass type.

## **Removing Thatch**

Thatch can prevent water, oxygen, and nutrients from reaching the grass, and can create an environment for pests and diseases. Verti-cutting removes thatch, allowing the grass to absorb more nutrients and water.

## **Improving Soil Conditions**

Verti-cutting breaks up compacted soil, which can improve aeration and water infiltration.

## **Strengthening Root Systems**

Verti-cutting promotes root growth, which helps the grass handle drought and foot traffic.

## **Encouraging New Growth**

Verti-cutting cuts into the soil and promotes lateral spreading of grass runners, which can thicken your lawn.

## **Preparing for Overseeding**

Verti-cutting creates shallow grooves that can help prepare your lawn for overseeding.

## **Giving Your Turf a Fresh Start**

Verti-cutting can give your turf a fresh start before the growing season.





# Vertical-Cutting Blades

## Graden® GS04 Units


Part No.	JRM Description	Blade Diameter	Arbor	TIP	Thickness
4G031501	JRM 1/32" Graden® DILLENNIUM®	7.5"	1" Hex	1mm	.045"
4G060501	JRM 1/16" Graden® DILLENNIUM®	7.5"	1" Hex	2mm	.075"
4G072501	JRM 1/10" Graden® DILLENNIUM®	7.5"	1" Hex	2.5mm	.1"
4G125501	JRM 1/8" Graden® DILLENNIUM®	7.5"	1" Hex	3mm	.125"



4G060501



4G031501



4G072501

## Graden® Swing Wing, Contour Sand Inject, GBS1200 units


Part No.	JRM Description	Blade Diameter	Arbor	TIP	Thickness
4G8046501	JRM 1/32" Graden® DILLENNIUM®	8.25"	1" Hex	1mm	.045"
4G8079501	JRM 1/16" Graden® DILLENNIUM®	8.25"	1" Hex	2mm	.075"
4G8118501	JRM 1/10" Graden® DILLENNIUM®	8.25"	1" Hex	2.5mm	.1"
4G8125501	JRM 1/8" Graden® DILLENNIUM®	8.25"	1" Hex	3mm	.125"



4G8118501



4G8046501



4G125501

## Ryan® Mataway 516901, 201323, R201323

Part No.	JRM Description	Blade Diameter	Arbor	TIP	Thickness
4R031101	Mataway Blade - Straight 1" Hex Hole (1/32) .031" Standard Tip Replaces: R&R® R201323, Ryan® 516901	7.25"	1" Hex	None	.031"
4R062101	Mataway Blade - Straight 1" Hex Hole (1/16) .0625" Standard Tip Replaces: R&R® R201325, Ryan® 516900	7.25"	1" Hex	None	.0625"
4R105101	Mataway Blade - Straight 1" Hex Hole (1/8) .125" Standard Tip Replaces: R&R® R201326, Ryan® 516899	7.25"	1" Hex	None	.125"



4R031101



4R062101



4R105101

# Vertical-Cutting Blades

## Ryan® 8 point Blade

Part No.	JRM Description	Blade Diameter	Arbor	TIP	Thickness
4G060501	Verti-Cut Blade 7.5" Diameter 1" Hex Hole (2 mm) .079" DILLENNIUM® Tip Replaces R&R® R523293, Ryan® 523293	7.5"	1" Hex	2mm	.078"

## Jacobsen® Greensking & LF 100, 128, 135, 3400, 3800, 3810

Part No.	JRM Description	Blade Diameter	Arbor	TIP	Thickness
4J041401	Verti-Cut Blade 5" Diameter	5"	1" Sq	None	.032"

## John Deere® 2243 & 2500 Triplex, 3215 & 3235 Fairway

Part No.	JRM Description	Blade Diameter	Arbor	TIP	Thickness
4D041401	Verti-Blade 5" Diameter .050 standard tip	5"	1.125" Hex	None	.05"

## Toro® Greensmaster 3, 300, 3000, 3100, & 1000, & Reelmasters 223, 5100, 5300 &

Part No.	JRM Description	Blade Diameter	Arbor	TIP	Thickness
4T041101	Verti-Cut Blade 5" Diameter 1.14" Hex Hole 1.2mm	5"	1.125" Hex	None	.0313

## Toro® GR3320 TriFlex Mower Blade

Part No.	JRM Description	Blade Diameter	Arbor	TIP	Thickness
4T041132	Verti-Cut Blade 5" Diameter 1.325" Hex Hole .042" Standard Tip	5"	1.325" Hex	None	.042"



4D041401



4T041101



4T041132



4J041401

## Available Summer 2025

### VC 40, VC 60, VC-90 2" spacing

Part No.	JRM Description	Blade Diameter	Arbor	TIP	Thickness
VC50-049	16 GA. DILLENNIUM® TIPPED	12"	1 5/8" Hex	2mm	16 GA
VC50-055	10 GA. DILLENNIUM® TIPPED	12"	1 5/8" Hex	3mm	10 GA

### VC-90 2" spacing, VC60

Part No.	JRM Description	Blade Diameter	Arbor	TIP	Thickness
VC50-040	16 GA. DILLENNIUM® TIPPED	12"	1 5/8" Hex	3mm	10 GA

### VC- 40, and VC-60

Part No.	JRM Description	Blade Diameter	Arbor	TIP	Thickness
VC50-007	10 GA. Standard VC BLADE	12"	1 5/8" Hex	2mm	16 GA
VC24-023	Blade Spacer	1 15/16"	1 5/8" Hex	None	

# Vertical-Cutting Blades

## JRM Vortex® Blades

- premium carbide teeth for durability
- extra fan blade for a cleaner cut
- pressed flat for truer cut and no wobble

### Fits John Deere® 2243 & 2500 Triplex, 3215 & 3235 Fairway

Part No.	JRM Description	Blade Diameter	Arbor	TIP	Thickness
4VD047501	Verti-Cut Blade 5" Diameter 1.14" Hex Hole 1.2mm DILLENNIUM®	5"	1.14" Hex	1.2mm	.078"
4VD079501	Verti-Cut Blade 5" Diameter 1.135" Hex Hole .078" DILLENNIUM®	5"	1.135" Hex	2mm	.078"

### Toro® Greensmaster 3, 300, 3000, 3100, 1000, & Reelmasters 223, 5100, 5300 & 5400

Part No.	JRM Description	Blade Diameter	Arbor	TIP	Thickness
4VT047501	Verti-Cut Blade 5" Diameter 1.14" Hex Hole 1.2mm DILLENNIUM®	5"	1.14" Hex	1.2mm	.078"
4VT079501	Verti-Cut Blade 5" Diameter 1.135" Hex Hole .078" DILLENNIUM®	5"	1.135" Hex	2mm	.078"



4VT047501



4VT079501



4VD047501



4VD079501

### Fits Jacobsen® Greensking & LF 100, 128, 135, 3400, 3800, 3810

Part No.	JRM Description	Blade Diameter	Arbor	TIP	Thickness
4VJ047501	Verti-Cut Blade 5" Diameter 1.1" Square Hole .047" DILLENNIUM® Tip	5"	1" Sq	1mm	.078"
4VJ079501	Verti-Cut Blade 5" Diameter 1" Square Hole .078" DILLENNIUM® Tip	5"	1" Sq	2mm	.078"



4VJ047501



4VJ079501



4VT047502

### Toro® Greenmaster 3050, 3120, 3150-Q, 3250-D, & Toro® Triflex 3300, 3320, 3400, 3420, 3360

Part No.	JRM Description	Blade Diameter	Arbor	TIP	Thickness
4VT047502	Verti-cut Blade - DILLENNIUM® Tipped 1.2mm 1 5/16" Hex	5"	1.312" Hex	1.2mm	.078"
4VT079501	Verti-cut Blade - DILLENNIUM® Tipped 2mm 1 5/16" Hex	5"	1.312" Hex	2mm	.078"



# Shipping and Contacting

---

## Contacting JRM

At JRM we take your opinions very seriously. Indeed, it is as a result of customer requests and opinions that we have developed some of our finest products. We want to have your opinions even if they are not complimentary. Naturally, we love to hear positive comments, but it is through “constructive criticism” that we have often received our most valuable information. If you like JRM products, we definitely want to hear from you. If you have a problem with one of our products, we want to hear from you even more. Please forward any experiences or requests to:

### By Mail

Customer Service  
JRM, Inc.  
PO Box 1689  
Welcome, NC  
27374-1689

### By Telephone/Fax

888-576-7007 toll free  
336-354-1243 toll  
336-764-8311 fax

### By E-mail

[sales@jrmonline.com](mailto:sales@jrmonline.com)

## Ordering JRM Products

You have a variety of convenient options for ordering JRM products.

### Authorized Dealer

In most locations you will have an authorized JRM Distributor who is your personal JRM representative. You should look to your JRM Dealer as your first line of help placing an order or when you have a question about an existing order. If you need help finding your local dealer, please consult our list of JRM Distributors on the inside back cover of the catalog, or you may go to the JRM website at [www.jrmonline.com](http://www.jrmonline.com) for a complete listing of our dealers.

### Direct

Direct orders may be conveniently placed by:

- Visiting our website [www.jrmonline.com](http://www.jrmonline.com)
- By Email [SALES@JRMONLINE.com](mailto:SALES@JRMONLINE.com)
- Faxed orders may be sent to [336-764-8311](tel:336-764-8311)
- By Telephone during regular business hours 8:30 am-5:30 pm EST
  - Toll free within the United States by dialing: [1-888-576-7007](tel:1-888-576-7007)
  - From anywhere in the world to our direct sales line [336-354-1243](tel:336-354-1243)

When placing your order, please be sure to include all pertinent information such as your account number (if you have it available); ship-to address; bill-to address; name & contact number; quantity of items by part number.

### Domestic Shipping

All JRM shipments will be by UPS/FedEx “Standard Ground” unless otherwise requested in advance. All shipments are F.O.B. Clemmons, North Carolina. In most cases, if an order is received at our Sales & Marketing office in Clemmons, North Carolina before 4:00 p.m. EST, we will be able to ship the same day. In addition to the standard ground shipping, we can ship “Overnight”, “2nd Day”, or “3 Day” upon special request. We recommend that customers in the western United States consider shipping by “3 day” if the products are needed in less than 5 to 10 days. Larger orders may require special packaging and shipment by common carrier.

### International Orders

International shipments will be shipped “as requested” per customer instruction. Depending on weight, JRM will try to arrange the most economical freight option. Electronic wire transfer payments are accepted. Credit arrangements must be made in advance of shipment or charged to a credit card.

### Payments

We accept major credit cards, Visa, Mastercard and American Express. For lines of credit and terms, please contact your local JRM Representative.

# Warranty Information

---

**JRM** products are made of the very finest materials available and are warranted against any defect in manufacturing or materials. JRM DILLENNIUM® top-eject and side-eject coring tines used on conventional aerification machines having “Uniform wear” on golf course greens have a “use warranty” of a minimum of 18 greens or 130,000 Square Feet, whichever comes first. This revolutionary “use warranty” is only applicable for use on golf greens. The JRM warranty does not cover “chipping” which may occur if a large rock or cart-path is hit. “Uniform wear” means that the wear pattern is uniform on all sides of the tine indicating proper machine timing.

## RETURN AUTHORIZATION REQUESTS

If you wish to return any JRM Products, immediately contact your Authorized JRM dealer, or call JRM directly at 336-354-1243 or toll free at 1-888-576-7007. You will be given a Returned Merchandise Authorization (RMA) number that needs to be prominently displayed on the outside of the box you are returning. No credit will be issued for any products returned to JRM without an RMA number. **All returned parts will be inspected to determine whether a credit will be issued or not. Some products are not eligible for return.**

**REQUESTS FOR RETURN AUTHORIZATION MUST BE MADE WITHIN THREE MONTHS OF PURCHASE.** Once an RMA is issued, you will have 30 days to return the merchandise to the JRM shipping department. It is the customer’s responsibility to return products to JRM. FedEx Call Tags will only be issued for defective parts or shipping and sales miscues originated from JRM. **A 15% RESTOCKING FEE WILL BE APPLIED TO ALL RETURN REQUESTS THAT ARE NOT ACCOMPANIED BY A REPLACEMENT ORDER OF EQUAL VALUE.**

**VERY IMPORTANT:** All returns for JRM INFINITY® Reels must be returned within 3 months of purchase, and must be returned in original packaging, or it will void the warranty. Warranty cannot be determined without physical inspection.

If there are parts missing from any shipment that are listed on the “packing slip” it is very important that the shipping box NOT be discarded. For JRM to be reimbursed by the carrier, an inspection of the box is required. If parts are missing, please contact the JRM Customer Support department immediately to make arrangements to obtain replacement parts.

**JRM reserves the right to refuse credit for any returned item (other than a warranty return) that is not in “like new” condition and available for immediate resale.** All decisions by JRM are final.

Return To: JRM, Inc.

Return Goods Dept.

8491 N. NC Hwy. 150

Clemmons, NC 27012

## Timing Problems

If an aerification machine is “out of timing” it will greatly reduce the use-life of your tines. A clear and inescapable indicator of both good and bad timing is the wear pattern on a used set of tines. Indeed, the age of a machine is no guarantee against timing problems since new machines are often delivered “out of timing”. A well set up machine, in good timing, will produce a wear pattern that is ‘even’ all the way around the bottom of the tine. It is not required that a machine be in “perfect” timing for it to provide good and acceptable service. However, a machine that is badly out of timing will wear out any tine significantly faster and increase the total cost of aerification. With the advent of the JRM DILLENNIUM® tines, this “wear pattern” has become much more evident since the tines will last significantly longer.

## Timing Problems

**FIG. #1 is a clear exception to the JRM Warranty. This tine was used on an aerification machine with a severe timing problem. No credit would be given for this tine.**

**FIG. #1**



### JRM Normal Wear

**A JRM Dillennium™ tine with normal wear after 18 greens**




### OEM Normal Wear

**OEM conventional tine with normal wear in rocky turf**



### Severe Timing Problems

**OEM conventional tine**



## Care & Storage of DILLENNIUM® Tines

Due to the longevity of JRM DILLENNIUM® tines, we are faced with a brand new issue in the golf course industry: how to care for used aerification tines that still have significant use-life left. We suggest the following procedure to get the most value from your JRM DILLENNIUM® tine(s).

1. Clean all dirt and grass from the tube.  
This may be done by hosing down. Soap may be used if needed.  
Thoroughly and immediately dry all tines.
2. Spray a silicone aerosol spray lubricant on the tines, inside tubular tines as well as on the outside of all tines.
3. Label and store in a dry location.





# JRM Inc. Authorized Distributors

## Alabama

Chattahoochee Turf  
Roger Myers (229-406-0321)  
ompo@aol.com

## Alaska

JRM Direct  
Cust. Service (888-576-7007)  
sales@jrmonline.com

## Arizona

Southwest Turf Support  
Reuben Proper (520-971-6884)  
Reubensp.swts@gmail.com

Aero Equipment  
Jason Palmer (602) 256-6250  
jason.palmer@aeroeq.com

## Arkansas

True Turf Technologies  
David Nowland (918-855-6966)  
trueturf@tulsaconnect.com

Turf & Soil Management  
Chris Holt (806-790-7707)  
chris@turfandsoil.net

## California (North, Central)

GrassRoots Turf Supply LLC  
Thor Larson (831-277-4356)  
thor@grassrootsturfsupply.com

## California (San Bernardino)

Southwest Turf Support  
Rob Davis (480-215-8503)  
rdavis.swts@gmail.com

## California (South)

Snap Hook Sales  
Ted Genereux (760-895-0562)  
snaphooksales@gmail.com

## Colorado

Fertech, Inc.  
Kyle Furtek (303-907-5110)  
fertech.industries@gmail.com

## Connecticut

D&S Turf Products  
Dave Basconi (203-284-8484)  
dsturfprods@coldturham.com

Atlantic Golf & Turf Ltd.  
Allan Smith (413-775-3628)  
allan@atlanticgolfandturf.com

## Delaware

The Turf Trade  
Kim Miles (856-478-6704)  
kmiles@theturftrade.com

## Washington D.C.

JRM Sales Team  
David L'Italien (910-215-7168)  
david.l@jrmonline.com

## Florida

JRM Direct Rep  
Matt Nieder (863-224-5387)  
matt.nieder@jrmonline.com

## Florida (North)

Liquid Ed  
Russ Armitage (727-420-9483)  
ledinc@tampabay.rr.com

## Florida (Southeast, Central)

Precision Small Engines  
Andy Masciarella (800-345-1960)  
am@precisionusa.com

## Florida (Naples, Fort Myers)

JRM Direct  
Russell Clement (239-989-3965)  
russell.clement@jrmonline.com

## Florida (Central)

JRM Direct  
Travis Addison (863-521-8855)  
travis.addison@jrmonline.com

## Georgia

Chattahoochee Turf  
Roger Myers (229-406-0321)  
ompo@aol.com

## Hawaii

Go To Turf Supply  
Mark Zanetti (808-282-1336)  
gotomarkz@gmail.com

## Idaho

Turf Solutions  
David Combe (801-458-5541)  
utahurtsolutions@gmail.com

## Illinois

Advanced Turf Solutions  
Pat Kelley (877-433-7037)  
pkelley@advancedturf.net

## Indiana

Advanced Turf Solutions  
Pat Kelley (877-433-7037)  
pkelley@advancedturf.net

## Iowa

Central Turf Products  
Brent Smith (563-210-1616)  
thestrongestturf@hotmail.com

## Kansas

Midwest Turf  
David Hunter (913-645-2764)  
dhunter74@sbcglobal.net

## Kentucky

Advanced Turf Solutions  
Pat Kelley (877-433-7037)  
pkelley@advancedturf.net

## Louisiana

Sigma Organics  
Greg Johns (615-456-3673)  
greg@sigmaturf.com

## Maine

Atlantic Golf & Turf Ltd.  
Allan Smith (413-775-3628)  
allan@atlanticgolfandturf.com

## Massachusetts

Atlantic Golf & Turf Ltd.  
Allan Smith (413-775-3628)  
allan@atlanticgolfandturf.com

Northeast Nursery, Inc.  
Tom Rowell (978-317-0673)  
trowell@northeastnursery.com

## Maryland

JRM Sales Team  
David L'Italien (910-215-7168)  
david.l@jrmonline.com

## Massachusetts (East)

Turf Enhancement  
Tom Fox (508-450-9254)  
teesilver33@aol.com

## Massachusetts (West)

Atlantic Golf & Turf Ltd.  
Allan Smith (413-775-3628)  
allan@atlanticgolfandturf.com

## Michigan

Advanced Turf Solutions  
Pat Kelley (877-433-7037)  
pkelley@advancedturf.net

## Michigan (East)

Hector's Shop  
Hector Velazquez (435-222-4540)  
hector@hectorsshop.com

## Michigan (West)

Great Lakes Turf Outdoors  
Jason Burnard (614-738-4375)  
jburnard@aspennoutdoorsco.com

## Minnesota

Superior Tech Products  
Rick Gabler (612-804-8247)  
rickg@stproots.com

## Mississippi

Chattahoochee Turf  
Roger Myers (229-406-0321)  
ompo@aol.com

## Missouri

Bluewing Supply  
Bob Brandt (314-574-3077)  
bullbr@sbcglobal.net

## Montana

Advanced Turf Solutions  
Pat Kelley (877-433-7037)  
pkelley@advancedturf.net

## Nebraska

Big Sky Turf Supply  
Robert Aisenbrey (406-850-5086)  
bigskyturfsupply@yahoo.com

## Nebraska

Midwest Turf  
David Hunter (913-645-2764)  
dhunter74@sbcglobal.net

## Nevada (Las Vegas)

Las Vegas Times and Blades  
BJ Kerzetski (702-429-4418)  
lmsc@cox.net

## Nevada (Reno)

GrassRoots Turf Supply LLC  
Thor Larson (831-277-4356)  
thor@grassrootsturfsupply.com

## New Hampshire

Atlantic Golf & Turf Ltd.  
Allan Smith (413-775-3628)  
allan@atlanticgolfandturf.com

Northeast Nursery, Inc.  
Tom Rowell (978-317-0673)  
trowell@northeastnursery.com

## New Jersey

Double D Turf  
Dennis Desantis Jr. (732-580-5516)  
dennisjr@doubledturf.com

## New Mexico

United Ag & Turf  
Jake Reimer (214-630-3300)  
jakereimer@unitedagt.com

## New York City Greater Area

Biltmore Turf Specialties  
Joe Alonzi (914-469-7456)  
alonzjoe@gmail.com

## New York (Long Island)

Malvese Equipment  
Todd Brannigan (516-681-7600)  
tbrannigan@malveseequipment.com

## New York (Northeast)

Atlantic Golf & Turf Ltd.  
Allan Smith (813-775-3628)  
allan@atlanticgolfandturf.com

## New York (Upstate)

Professional Turf Services  
Richard Snyder (585-599-3118)  
richard@ptsturf.com

First Turf & Ornamental  
Mike Bamann (585-978-3802)  
mike@ftodistributors.com

## North Carolina

JRM Sales Team  
Mark Benton (252-670-1511)  
mark.benton@jrmonline.com

Lee Carmichael (843-855-4965)  
lee.carmichael@jrmonline.com

Jimmy Abernathy (828-448-0143)  
jimmy.abernathy@jrmonline.com

## North Dakota

Dakota Custom Turf  
Eric Nielsen (605-368-9909)  
dakotacustomturf@gmail.com

Superior Tech Products  
Rick Gabler (612-804-8247)  
rickg@stproots.com

## Ohio

Advanced Turf Solutions  
Pat Kelley (877-433-7037)  
pkelley@advancedturf.net

Reel Turf Equipment Co., LLC  
Todd Jones (937-768-1334)  
pkelley@advancedturf.net

Great Lakes Turf Outdoors  
Jason Burnard (616-361-2500)  
jburnard@aspennoutdoorsco.com

First Turf & Ornamental  
William Feliciano (440-251-2126)  
will@ftodistributors.com

## Oklahoma

True Turf Technologies  
David Nowland (918-855-6966)  
trueturf@tulsaconnect.com

## Oregon

Turf Commander  
William Wallace (360-265-1470)  
william@turfcommander.com

## Pennsylvania (Southeast)

Windview Athletic Fields  
Chris McCardell (610-608-3175)  
chris@windviewathleticfields.com

## Pennsylvania (West, Central)

HRC Outdoors  
Hodges Rash (412-215-1966)  
hodges.rash@hrcoutdoors.com

## Rhode Island

Turf Enhancement  
Tom Fox (508-450-9254)  
teesilver33@aol.com

## South Carolina

JRM Sales Team  
Bobby Wall (803-466-5228)  
bobby.wall@jrmonline.com

Lee Carmichael (843-855-4965)  
lee.carmichael@jrmonline.com

## South Dakota

Dakota Custom Turf  
Eric Nielsen (605-368-9909)  
dakotacustomturf@gmail.com

Superior Tech  
Rick Gabler (612-804-8247)  
rickg@stproots.com

## Tennessee (Central)

Sigma Organics  
Greg Johns (615-456-3673)  
greg@sigmaturf.com

## Tennessee

Advanced Turf Solutions  
Pat Kelley (877-433-7037)  
pkelley@advancedturf.net

## Tennessee (Western)

JRM Direct  
Cust. Service (888-576-7007)  
sales@jrmonline.com

## Tennessee (Eastern)

JRM Sales Team  
Jimmy Abernathy (828-448-0143)  
jimmy.abernathy@jrmonline.com

## Texas (North, Central, West)

Turf & Soil Management  
Chris Holt (806-790-7707)  
chris@turfandsoil.net

## Texas (South)

Mid Tex Turf Supply  
Jay Hill (512-350-8019)  
jayco1957@yahoo.com

## Utah

Turf Solutions  
David Combe (801-458-5541)  
utahurtsolutions@gmail.com

## Vermont

Vermont Precision Reel Grinding  
Howard Whitcomb (802-316-6508)  
whitcomb24@gmavt.net

Atlantic Golf & Turf Ltd.  
Allan Smith (413-775-3628)  
allan@atlanticgolfandturf.com

## Virginia

JRM Sales Team  
David L'Italien (910-215-7168)  
david.l@jrmonline.com

## Washington

Turf Commander  
William Wallace (360-265-1470)  
william@turfcommander.com

## West Virginia

Mountain State Floratine  
Kirby Lewis (304-482-9948)  
mountainstatefloratine@gmail.com

## Wisconsin (South)

Advanced Turf  
Pat Kelley (877-433-7037)  
pkelley@advancedturf.net

## Wisconsin (North, Central)

JRM Direct  
Cust. Service (888-576-7007)  
sales@jrmonline.com

## Wyoming

Superior Tech  
Rick Gabler (612-804-8247)  
rickg@stproots.com

Big Sky Turf Supply  
Robert Aisenbrey (406-850-5086)  
bigskyturf-supply@yahoo.com

Fertech, Inc.  
Kyle Furtek (303-907-5110)  
fertech.industries@gmail.com

## Regional Distributors

Site One Landscapes  
Adam Cooke (248-588-2100)  
ACooke@siteone.com

## International Distributors

### Canada

British Columbia  
A.R. Mower  
Mark McMaster 604-940-1011  
mark@armower.com

### Nova Scotia

Nova Turf Care Products  
Randi Gosbee 902-434-9977  
info@novaturf.ca

### Ontario

Allturf LTD  
Nigel Rennie 416-520-4845  
nigel@allturf.ca

### Winnipeg

Brett-Young Seed Limited  
Karen Green 204-261-7932  
karen.green@brettyoung.ca

### Quebec

Lague Golf  
Steven Rig 450-799-1577  
srigg@lagueltee.com

### Colombia

Gerencia Golf y Turf  
Diego Gomez +57 2 4836936  
gerencia@golfturf.co

### Egypt

Ricci Trade  
Victor Demian 011 2012 213 7356  
victor@boiler-eg.com

### Great Britain, Spain and Portugal

Sports Metals  
Richard Japes (+44 7828 145598)  
office@sportsmetals.com

### Australia

Victoria  
Applied Agronomics  
Jim Brennan +61 4 2141 8595  
jim@appliedagronomics.com.au

### Queensland

Roy Gripske & Sons Pty Ltd  
David Grillenberg +61 3 3385 4955  
graham@rgs.com.au

### New South Wales

Golf & Bowling Machinery  
Troy Burnside +61 2 9673 6722  
troy@golffandbowlingmachinery.com

## Europe

TURF Handels GmbH  
Stephan Breisch +43 3124 29064  
office@turf.at

## Guam, Saipan & Rota

Z INC  
Jeff Zoerner +1-406-300-9950  
Jeff\_zoerner@yahoo.com

## Hong Kong

Centaur – Asia Pacific  
Justin Chan 852 9534 6627  
justin@centaur-asiaapacific.com

## India

VKM International  
Kapil Bafana (+91 8 446 093885)  
kapil@vkmint.com

## Indonesia

Pt Nuaim Abadi Turfindo  
Lulu Damarina +62 21 822 7094  
lulu@nuaim.net

## Japan

Pacific Golf Supply  
Hitoshi Nakazaki +81 11 824 3231  
pgsnakazaki@aol.com

## Malaysia

Nuaim Corporation (Malaysia) Sdn Bhd  
Zanuar Zainon +60 13 884 6888  
zanuar@nuaim.net

## Mexico

JL Golf  
Main Tel: +33 3824-6084

Iron Golf S. De R. L. de C.V.  
Javier Alonso 3338-162297  
javier.alonso@jlgolf.com.mx

## North Pacific

Edgar Corona 3317-241730  
edgar.corona@jlgolf.com.mx

## Cabos

Juan Lara (33) 3824-6084  
Juan.lara@jlgolf.com.mx

## New Zealand

Perennial Ltd  
Geoff Boorer +64 03 3666 107  
geoff@perennial.co.nz

## Philippines

Nutranta Inc  
Xam Wilson +63 917 846 2812  
xam@nutranta.asia

## Singapore


Greendrop Pte Ltd  
Bill Dhaliwal +65 9433 0166  
bill@greendrop.sg

## South Africa





INNOVATIVE TURF TECHNOLOGY



Scan Me



[www.jrmonline.com](http://www.jrmonline.com)

[www.jrmonline.com](http://www.jrmonline.com) • [sales@jrmonline.com](mailto:sales@jrmonline.com) • Toll Free (888) 576-7007 • International 336-354-1243

